



RV College of
Engineering®

Undergraduate
Programs



ಆರಂಭಿ ಕಾಲೇಜ್ ಆಫ್ ಇಂಜಿನಿಯರಿಂಗ್

Bachelor of Engineering (B.E) in

Electronics and Telecommunication Engineering

Scheme And Syllabus Of III & IV Semester
(2022 Scheme)

B.E. Programs : AS, BT, CH, CS, CS - AI, CS - CD, CS - CY, CV, EC, EE, EI, ET, IM, IS, ME.
M. Tech (13) MCA, M.Sc. (Engg.)
Ph.D. Programs : All Departments are recognized as Research Centres by VTU Except
AI & AS

2024

99TH
NIRF RANKING
IN ENGINEERING
(2024)

TIMES HIGHER EDUCATION WORLD UNIVERSITY
RANKINGS-2023

1501+
TIMES HIGHER EDUCATION WORLD UNIVERSITY
RANKINGS-2023 (ASIA)
501-600

EDUFUTURE EXCELLENCE AWARD

BEST PRIVATE ENGINEERING
UNIVERSITY (SOUTH)

BY ZEE DIGITAL

1001+
SUBJECT RANKING
(ENGINEERING)

801+
SUBJECT RANKING
(COMPUTER SCIENCE)

IIRF 2023
ENGINEERING RANKING INDIA

NATIONAL RANK-10
STATE RANK - 2
ZONE RANK - 5



QS-IGUAGE
DIAMOND UNIVERSITY
RATING (2021-2024)

17
Centers of
Excellence

11
Centers of
Competence

212
Publications On
Web Of Science

669
Publications Scopus
(2023 - 24)

1093
Citations

70
Patents Filed

39
Patents Granted

11
Skill Based
Laboratories
Across Four Semesters

61
Published Patents

CURRICULUM STRUCTURE

61 CREDITS
PROFESSIONAL
CORES (PC)

23 CREDITS
BASIC SCIENCE

22 CREDITS
ENGINEERING
SCIENCE

18 CREDITS
PROJECT WORK /
INTERNSHIP

12 CREDITS*
OTHER ELECTIVES
& AEC

12 CREDITS
PROFESSIONAL
ELECTIVES

12 CREDITS
HUMANITIES &
SOCIAL SCIENCE

160
CREDITS
TOTAL

*ABILITY ENHANCEMENT COURSES (AEC),
UNIVERSAL HUMAN VALUES (UHV),
INDIAN KNOWLEDGE SYSTEM (IKS), YOGA.

MOUS: 90+ WITH
INDUSTRIES / ACADEMIC
INSTITUTIONS IN INDIA & ABROAD

EXECUTED MORE THAN
RS.40 CRORES WORTH
SPONSORED
RESEARCH PROJECTS &
CONSULTANCY WORKS
SINCE 3 YEARS



RV College of
Engineering®

Undergraduate
Programs



Bachelor of Engineering (B.E) in
Electronics and Telecommunication Engineering

Scheme And Syllabus Of III & IV Semester
(2022 Scheme)

B.E. Programs : AS, BT, CH, CS, CS - AI, CS - CD, CS - CY, CV, EC, EE, EI, ET, IM, IS, ME.
M. Tech (13) MCA, M.Sc. (Engg.)
Ph.D. Programs : All Departments are recognized as Research Centres by VTU Except
AI & AS

2024



ELECTRONICS & TELECOMMUNICATION ENGINEERING

Department Vision

Imparting quality education in Electronics and Telecommunication Engineering through focus on fundamentals, research and innovation for sustainable development

Department Mission

- Provide comprehensive education that prepares students to contribute effectively to the profession and society in the field of Telecommunication.
- Create state-of-the-art infrastructure to integrate a culture of research with a focus on Telecommunication Engineering Education
- Encourage students to be innovators to meet local and global needs with ethical practice
- Create an environment for faculty to carry out research and contribute in their field of specialization, leading to Centre of Excellence with focus on affordable innovation.
- Establish a strong and wide base linkage with industries, R&D organization and academic Institutions.



PROGRAM EDUCATIONAL OBJECTIVES (PEOs)

PEO	Description
PEO1	Acquire appropriate knowledge of the fundamentals of basic sciences, mathematics, engineering sciences, Electronics & Telecommunication engineering so as to adapt to rapidly changing technology
PEO2	Think critically to analyze, evaluate, design and solve complex technical and managerial problems through research and innovation.
PEO3	Function and communicate effectively demonstrating team spirit, ethics, respectful and professional behavior.
PEO4	To face challenges through lifelong learning for global acceptance.

PROGRAM SPECIFIC OUTCOMES (PSOs)

PSO	Description
PSO1	Analyze, design and implement emerging Telecommunications systems using devices, sub-systems,
PSO2	Exhibit Technical skills necessary to choose careers in the design, installation, testing, management and operation of Telecommunication systems.

Lead Society: Institute of Electrical and Electronics Engineers (IEEE)



ABBREVIATIONS

Sl. No.	Abbreviation	Meaning
1.	VTU	Visvesvaraya Technological University
2.	BS	Basic Sciences
3.	CIE	Continuous Internal Evaluation
4.	SEE	Semester End Examination
5.	CE	Professional Core Elective
6.	GE	Global Elective
7.	HSS	Humanities and Social Sciences
8.	CV	Civil Engineering
9.	ME	Mechanical Engineering
10.	EE	Electrical & Electronics Engineering
11.	EC	Electronics & Communication Engineering
12.	IM	Industrial Engineering & Management
13.	EI	Electronics & Instrumentation Engineering
14.	CH	Chemical Engineering
15.	CS	Computer Science & Engineering
16.	TE	Telecommunication Engineering
17.	IS	Information Science & Engineering
18.	BT	Biotechnology
19.	AS	Aerospace Engineering
20.	PY	Physics
21.	CY	Chemistry
22.	MA	Mathematics
23.	AEC	Ability Enhancement Courses

**INDEX**

SECOND YEAR COURSES			
Sl. No.	Course Code	Name of the Course	Page No.
III Semester			
1.	MAT231TA	Linear Algebra, Fourier Transform and Statistics	1-2
2.	CV232TA	Environment & Sustainability	3-4
3.	ME232TB	Material Science for Engineers	5-6
4.	BT232TC	Bio Safety Standards and Ethics	7-8
5.	EI233AI	Linear Integrated Circuits and Applications	9-11
6.	EC234AI	Analysis and Design of Digital Circuits with HDL	12-13
7.	ET235AT	Signal Processing – I	14-15
8.	ET236AT	Circuit Analysis	16-17
9.	HS237LX	Ability Enhancement Course	
10.	HS237LA	National Service Scheme	18-19
11.	HS237LB	National Cadet Corps	20-21
12.	HS237LC	Physical Education : Sports & Athletic	22-23
13.	HS237LD	Music	24-25
14.	HS237LE	Dance	26
15.	HS237LF	Theater (Light Camera & Action)	27-28
16.	HS237LG	Art Work & Painting	29-30
17.	HS237LH	Photography & Film Making	31-32
18.	CS139AT	Bridge Course: C Programming	33-35
IV Semester			
19.	MA241TA	Probability Theory and Linear Programming	36-37
20.	BT242TC	Bio Safety Standards and Ethics	38-39
21.	CV242TA	Environment & Sustainability	40-41
22.	ME242TB	Material Science for Engineers	42-43
23.	EI243AI	Microcontroller and Programming	44-46
24.	ET244AI	Communication Engineering - I	47-49
25.	ET345AT	Principles of Electromagnetics	50-51
32.	ET247DL	Design Thinking Lab	52-53
33.	HS248AT	Universal Human Values	54-55
34.	MAT149AT	Bridge Course: Mathematics	56-57



Bachelor of Engineering in **ELECTRONICS AND TELECOMMUNICATION ENGINEERING**

III SEMESTER														
Sl. No.	Course Code	Course Title	Credit Allocation				BoS	Category	CIE Duration (H)	Max Marks CIE		SEE Duration (H)	Max Marks SEE	
			L	T	P	Total				Theory	Lab		Theory	Lab
1	MA231TA	Linear Algebra, Fourier Transform and Statistics	3	1	0	4	MA	Theory	1.5	100	****	3	100	****
2	XX232TA	Basket Courses - Group A	3	0	0	3	CV/ ME /BT	Theory	1	100	****	3	100	****
3	EI233AI	Linear Integrated Circuits and Applications	3	0	1	4	EI	Theory + Lab	1.5	100	50	3	100	50
4	EC234AI	Analysis and Design of Digital Circuits with HDL	3	0	1	4	EC	Theory + Lab	1.5	100	50	3	100	50
5	ET235AT	Signal Processing - I	2	0	0	2	ET	Theory	1	50	****	2	50	****
6	ET236AT	Circuit Analysis	2	0	0	2	ET	Theory	1	50	****	2	50	****
7	HS237LX	Ability Enhancement Course- Group C	0	0	2	2	HS	Lab	1	****	50	2	****	50
8	CS139AT	Bridge Course: C Programming	2(A)	0	0	AUDIT	CS	Theory	1.5	50	***	*	***	***



Sl. No.	BoS	Course Code	Course Title	L	T	P	Credits	Common to
1	MAT	MAT231TA	Linear algebra, fourier transforms and statistics	3	1	0	4	EC,EE, EI, ET
	MAT	MAT231TB	Statistics, laplace transform and numerical methods	3	1	0	4	AS, BT, CH, IM, ME
	MAT	MAT231TC	Linear algebra and probability theory	3	1	0	4	CD,CS,CY,IS
	MAT	MAT231TD	Applied mathematics for civil engineering	3	1	0	4	CV
	MAT	MAT231TE	Mathematics for artificial intelligence & machine learning	3	1	0	4	AI & ML

Group A: Basket Courses
(Students can select any **ONE COURSE** out of **THREE COURSES** in **ODD Sem** & **ONE COURSE** out of remaining courses in **EVEN Sem**)

2	CV	CV232TA	Environment & Sustainability	3	0	0	3	Theory
	ME	ME232TB	Material Science for Engineers	3	0	0	3	Theory
	BT	BT232TC	Bio Safety Standards and Ethics	3	0	0	3	Theory

Group C: Ability Enhancement Courses
During III Sem: **AS, CH, CV, EC, EE, EI, ET, IM & ME.** During IV Sem: **AI, BT, CD, CS, CY & IS.**

Sl. No.	BoS	Course Code	Course Title	L	T	P	Credits	Category
7	HS	HS237LA	National Service Scheme	0	0	2	2	LAB
	HS	HS237LB	National Cadet Corps	0	0	2	2	LAB
	HS	HS237LC	Physical Education : Sports & Athletics	0	0	2	2	LAB
	HS	HS237LD	Music	0	0	2	2	LAB
	HS	HS237LE	Dance	0	0	2	2	LAB
	HS	HS237LF	Theater (Light Camera & Action)	0	0	2	2	LAB
	HS	HS237LG	Art Work & Painting	0	0	2	2	LAB
	HS	HS237LH	Photography & Film Making	0	0	2	2	LAB



Bachelor of Engineering in ELECTRONICS AND TELECOMMUNICATION ENGINEERING

IV SEMESTER														
Sl. No.	Course Code	Course Title	Credit Allocation				BoS	Category	CIE Duration (H)	Max Marks CIE		SEE Duration (H)	Max Marks SEE	
			L	T	P	Total				Theory	Lab		Theory	Lab
1	MAT241TA	Probability Theory and Linear Programming	2	1	0	3	HSS	Theory	1.5	100	****	3	100	****
2	XX242TB	Basket Courses - Group A	3	0	0	3	ET	Theory	1.5	100	****	2	100	****
3	EI243AI	Microcontroller & Programming	3	0	1	4	EI	Theory & Lab	1.5	100	50	3	100	50
4	ET244AI	Communication Engineering - I	3	0	1	4	ET	Theory & Lab	1.5	100	50	3	100	50
5	ET345AT	Principles of Electromagnetics	3	0	0	3	ET	Theory	1.5	100	****	3	100	****
6	XX246XT	Professional Elective Courses - Group B	2	0	0	2	XX	NPTEL	1.5	50	****	2	50	****
7	ET247DL	Design Thinking Lab	0	0	2	2	ET	Lab	1	****	50	2	****	50
8	HS248AT	Universal Human Values	2	0	0	2	HS	Theory	1	50	****	2	50	****
9	MAT149AT	Bridge Course: Mathematics	2(A)	0	0	AUDI T	MA	Theory	1.5	50	****	*** *	****	****
						23								



Group A: Basket Courses (Students can select any ONE COURSE out of THREE COURSES in ODD Sem & ONE COURSE out of remaining courses in EVEN Sem)								
2	CV	CV242TA	Environment & Sustainability	3	0	0	3	Theory
	ME	ME242TB	Material Science for Engineers	3	0	0	3	Theory
	BT	BT242TC	Bio Safety Standards and Ethics	3	0	0	3	Theory

Group B: NPTEL COURSES (Professional Elective Courses)

Design Thinking Lab
During III Sem: AI, BT, CD, CS, CY & IS. During IV Sem: AS, CH, CV, EC, EE, EI, ET, IM & ME.



Semester: III					
LINEAR ALGEBRA, FOURIER TRANSFORMS AND STATISTICS					
(Theory)					
(EC, EE, EI, ET)					
Course Code	:	MA231TA		CIE	: 100 Marks
Credits: L: T: P	:	3:1:0		SEE	: 100 Marks
Total Hours	:	45L+30T		SEE Duration	: 3.00 Hours

Unit-I	09 Hrs
Linear Algebra - I: Vector spaces, subspaces, linear dependence and independence, basis, dimension, four fundamental subspaces, rank-nullity theorem. Linear transformations - matrix representation, kernel and image of a linear transformation, dilation, reflection, projection, and rotation matrices. Implementation using MATLAB.	
Unit – II	09 Hrs
Linear Algebra - II: Inner product, orthogonal matrices, orthogonal and orthonormal bases, Gram-Schmidt process, QR-factorization. Least squares solution. Eigen values and Eigen vectors (recapitulation), diagonalization of a matrix (symmetric matrices) and singular value decomposition. Implementation using MATLAB.	
Unit –III	09 Hrs
Fourier Series: Introduction, periodic function, even and odd functions. Dirichlet’s conditions, Euler formulae for Fourier series, complex Fourier series, problems on time periodic signals, Fourier sine series, Fourier cosine series. Harmonic analysis. Implementation using MATLAB.	
Unit –IV	09 Hrs
Fourier Transforms: Complex Fourier transform from infinite Fourier series, Fourier sine transform, Fourier cosine transform, properties - linearity, scaling, time-shift and modulation. Convolution theorem, Parseval identities. Implementation using MATLAB.	
Unit –V	09 Hrs
Statistics: Central moments, mean, variance, coefficients of skewness and kurtosis in terms of moments. Correlation analysis, rank correlation, linear and multivariate regression analysis. Implementation using MATLAB.	

Course Outcomes: After completing the course, the students will be able to	
CO1:	Illustrate the fundamental concepts of linear algebra, statistics, Fourier series and Fourier transforms.
CO2:	Apply the acquired knowledge of linear algebra, statistics, Fourier series and Fourier transforms to solve the problems of engineering applications.
CO3:	Analyze the solution of the problems obtained from appropriate techniques of linear algebra, statistics, Fourier transforms and Fourier series to the real - world problems and optimize the solution.
CO4:	Interpret the overall knowledge of linear algebra, statistics, Fourier series and Fourier transforms gained to demonstrate the problems arising in many practical situations.



Reference Books	
1	Linear Algebra and its Applications, David C. Lay, 3 rd Edition, 2002, Pearson Education India, ISBN-13: 978-81-7758-333-5.
2	Linear Algebra with Applications, Steven J. Leon, 9 th Edition, 2014, Pearson, ISBN: 13:978-0321962218.
3	The Fast Fourier Transform- An Introduction to its Theory and Applications, E. Oran Brigham, 1 st Edition, 1973, Prentice Hall, Inc., ISBN: 13-978-0133074963.
4	Higher Engineering Mathematics, B.S. Grewal, 44 th Edition, 2015, Khanna Publishers, ISBN: 978- 81-933284-9-1.

RUBRIC FOR THE CONTINUOUS INTERNAL EVALUATION (THEORY)		
#	COMPONENTS	MARKS
1.	QUIZZES: Quizzes will be conducted in online/offline mode. TWO QUIZZES will be conducted & Each Quiz will be evaluated for 10 Marks. THE SUM OF TWO QUIZZES WILL BE THE FINAL QUIZ MARKS.	20
2.	TESTS: Students will be evaluated in test, descriptive questions with different complexity levels (Revised Bloom's Taxonomy Levels: Remembering, Understanding, Applying, Analyzing, Evaluating, and Creating). THREE tests will be conducted. (Two regular tests & One optional Improvement test). Each test will be evaluated for 50 Marks, adding up to 100 Marks. FINAL TEST MARKS WILL BE REDUCED TO 40 MARKS.	40
3.	EXPERIENTIAL LEARNING: Students will be evaluated for their creativity and practical implementation of the problem. Case study-based teaching learning (05), Program specific requirements (05), Video based seminar/presentation/demonstration (10), MATLAB (20). ADDING UPTO 40 MARKS.	40
MAXIMUM MARKS FOR THE CIE THEORY		100

RUBRIC FOR SEMESTER END EXAMINATION (THEORY)		
Q. NO.	CONTENTS	MARKS
PART A		
1	Objective type questions covering entire syllabus	20
PART B (Maximum of TWO Sub-divisions only)		
2	Unit 1: (Compulsory)	16
3 & 4	Unit 2: Question 3 or 4	16
5 & 6	Unit 3: Question 5 or 6	16
7 & 8	Unit 4: Question 7 or 8	16
9 & 10	Unit 5: Question 9 or 10	16
TOTAL		100



Semester: III/IV			
ENVIRONMENT & SUSTAINABILITY			
Category: Basket Courses - Group A			
Stream: (Common to all Programs)			
(Theory)			
Course Code	:	CV232TA/ CV242TA	CIE : 100 Marks
Credits: L:T:P	:	3:0:0	SEE : 100 Marks
Total Hours	:	42L	SEE Duration : 3Hours

Unit-I	10 Hrs
ENVIRONMENT AND BIODIVERSITY	
Definition, scope and importance of environment – need for public awareness. Eco-system and Energy flow– ecological succession. Types of biodiversity: genetic, species and ecosystem diversity– values of biodiversity, threats to biodiversity: habitat loss, poaching of wildlife, man-wildlife conflicts – endangered and endemic species of India – conservation of biodiversity.	
ENVIRONMENTAL POLLUTION	
Causes, Effects and Preventive measures of Water, Soil, Air and Noise Pollutions. Solid, Hazardous and E-Waste management. Occupational Health and Safety Management system (OHSASMS). Environmental protection, Environmental protection acts.	
Unit – II	8 Hrs
RENEWABLE SOURCES OF ENERGY	
Energy management and conservation, New Energy Sources: Need of new sources. Different types of new energy sources. Energy Cycles, carbon cycle, emission and sequestration, Green Engineering: Sustainable urbanization- Socioeconomical and technological change. Applications of - Hydrogen energy, Ocean energy resources, Tidal energy conversion. Concept, origin and power plants of geothermal energy.	
Unit –III	8 Hrs
SUSTAINABILITY AND MANAGEMENT	
Introduction to Environmental Economics, Environmental Audit, Development, GDP, Sustainability - concept, needs and challenges-economic, social and aspects of sustainability - from unsustainability to sustainability-millennium development goals and protocols. Linear vs. cyclical resource management systems, need for systems thinking and design of cyclical systems, circular economy, industrial ecology, green technology. Specifically apply these concepts to: Water Resources, Energy Resources, Food Resources, Land & Forests, Waste management.	
Unit –IV	8 Hrs
Sustainable Development Goals - targets, indicators and intervention areas Climate change - Global, Regional and local environmental issues and possible solutions. Concept of Carbon Credit, Carbon Footprint. Environmental management in industry.	
SUSTAINABILITY PRACTICES	
Zero waste and R concept, Circular economy, ISO 14000 Series, Material Life cycle assessment. Environmental Impact Assessment. Sustainable habitat: Green buildings, Green materials, Energy efficiency, Sustainable transports.	
Unit –V	8 Hrs
Corporate Social Responsibility (CSR) - Meaning & Definition of CSR, History & evolution of CSR. Concept of Charity, Corporate philanthropy, Corporate Citizenship, CSR-an overlapping concept. Concept of sustainability & Stakeholder Management. Relation between CSR and Corporate governance; environmental aspect of CSR; Chronological evolution of CSR in India. Sustainability Reporting: Flavor of GRI, Dow Jones Sustainability Index, CEPI. Investor interest in Sustainability.	



Course Outcomes: After completing the course, the students will be able to: -	
CO 1	Understand the basic elements of Environment and its Biodiversity.
CO 2	Explain the various types of pollution and requirement for sustainable strategy for present scenario.
CO 3	Evaluate the different concepts of sustainability and its significance for welfare of all life forms.
CO 4	Recognize the role of Corporate social responsibility in conserving the Environment.

Reference Books	
1.	'Environmental Science and Engineering', Benny Joseph, Tata McGraw-Hill, New Delhi, 2016. ISBN-13 - 978-9387432352
2.	'Introduction to Environmental Engineering and Science', Gilbert M.Masters, Wendell P Ela, 3rd edition, Pearson Education, 2006. ISBN-13 - 978-0132339346.
3.	Environment Impact Assessment Guidelines, Notification of Government of India, 2006.
4.	A Handbook of Corporate Governance and Social Responsibility (Corporate Social Responsibility), David Crowther and Guler Aras, Gower Publishing Ltd, ISBN - 13 - 978-0566088179.

RUBRIC FOR THE CONTINUOUS INTERNAL EVALUATION (THEORY)		
#	COMPONENTS	MARKS
1.	QUIZZES: Quizzes will be conducted in online/offline mode. TWO QUIZZES will be conducted & Each Quiz will be evaluated for 10 Marks. THE SUM OF TWO QUIZZES WILL BE THE FINAL QUIZ MARKS.	20
2.	TESTS: Students will be evaluated in test, descriptive questions with different complexity levels (Revised Bloom's Taxonomy Levels: Remembering, Understanding, Applying, Analyzing, Evaluating, and Creating). TWO tests will be conducted. Each test will be evaluated for 50 Marks, adding upto 100 Marks. FINAL TEST MARKS WILL BE REDUCED TO 40 MARKS.	40
3.	EXPERIENTIAL LEARNING: Students will be evaluated for their creativity and practical implementation of the problem. Case study-based teaching learning (10), Program specific requirements (10), Video based seminar/presentation/demonstration (20) Phase 2 will be done in the exhibition mode (Demo/Prototype/any outcome). ADDING UPTO 40 MARKS.	40
MAXIMUM MARKS FOR THE CIE THEORY		100



RUBRIC FOR SEMESTER END EXAMINATION (THEORY)		
Q. NO.	CONTENTS	MARKS
PART A		
1	Objective type questions covering entire syllabus	20
PART B (Maximum of TWO Sub-divisions only)		
2	Unit 1 : (Compulsory)	16
3 & 4	Unit 2 : Question 3 or 4	16
5 & 6	Unit 3 : Question 5 or 6	16
7 & 8	Unit 4 : Question 7 or 8	16
9 & 10	Unit 5: Question 9 or 10	16
TOTAL		100



SEMESTER: III/IV					
MATERIALS SCIENCE FOR ENGINEERS					
Category: Professional Core					
(Theory)					
Course Code	:	ME232TB / ME242TB		CIE	: 100 Marks
Credits: L:T:P	:	3:0:0		SEE	: 100 Marks
Total Hours	:	40L		SEE Duration	: 3 Hours
Unit-I					06 Hrs
The Fundamentals of Materials					
The electronic structure of atoms, types of atomic and molecular bonds: ionic bond, covalent bond, metallic bond, secondary bonds, mixed bonding, hybridization. Energy bands in metals, insulators, and semiconductors. Basic crystallography. Defects and dislocations. Types of materials: polymers, metals and alloys, ceramics, semiconductors, composites.					
Unit – II					10 Hrs
Material behavior: Thermal properties: thermal conductivity, thermoelectric effects, heat capacity, thermal expansion coefficient, thermal shock, thermocouple. Electrical Properties: dielectric behaviours and temperature dependence of the dielectric constant, insulating materials, ferroelectricity, piezoelectricity, super conductor. Optical properties: luminescence, optical fibers, Mechanical Properties: Stress-strain diagram, elastic deformation, plastic deformation, hardness, viscoelastic deformation, impact energy, fracture toughness, fatigue.					
Unit –III					10 Hrs
Materials and their Applications: Semiconductors, dielectrics, optoelectronics, structural materials, ferrous alloys, nonferrous alloys, cement, concrete, ceramic, and glasses. Polymers: thermosets and thermoplastics, composites: fiber-reinforced, aggregated composites, electronic packaging materials, biomaterials, processing of structural materials.					
Unit –IV					07 Hrs
Heat Treatment: Post processing heat treatment of electronic devices: thermal oxidation, diffusion, rapid thermal processing. Heat treatment of ferrous materials: annealing, spheroidizing, normalizing, hardening, tempering. formation of austenite, construction of Time Temperature Transformation (TTT) curves. Special heat treatment processes: carburizing, nitriding, cyaniding, flame, and induction hardening. Defects in heat treatment.					
Unit-V					07 Hrs
Nanomaterials: Synthesis of nanomaterials: ball milling, sol-gel, vapour deposition growth, pulse laser, magnetron sputtering, lithography. Nano porous materials: zeolites, mesoporous materials, carbon nanotubes, graphene, nano FRPs, nano fabrics, bioresorbable and bio-erodable materials, nano ceramic, nano glasses, nano biomaterials, nano implant associated materials. Characterization of nano structures, spectroscopic techniques, automatic force microscopy.					

Course Outcomes: After completing the course, the students will be able to:	
CO1	Understand the classification of materials, their atomic structure, and properties.
CO2	Investigate the properties and applications of different materials.
CO3	Analyze the effect of different heat treatment processes.
CO4	Recognize different types of nanomaterials, synthesis methods and characterisation techniques.



Reference Books	
1.	Material Science and Engineering, William D Callister, 6 th Edition, 1997, John Wiley and Sons, ISBN: 9812-53-052-5
2.	Introduction to Physical Metallurgy, Sydney H Avner, 1994, Mc. Graw Hill Book Company, ISBN: 0-07-Y85018-6
3.	Material Science and Engineering, William F Smith, 4 th Edition, 2008, Mc. Graw Hill Book Company, ISBN: 0-07-066717-9
4.	A.S. Edelstein and R.C. Cammarata, Nanomaterials: Synthesis, Properties and Applications, CRC Press 1996, ISBN:978-0849322749

RUBRIC FOR THE CONTINUOUS INTERNAL EVALUATION (THEORY)		
#	COMPONENTS	MARKS
1.	QUIZZES: Quizzes will be conducted in online/offline mode. TWO QUIZZES will be conducted & Each Quiz will be evaluated for 10 Marks. THE SUM OF TWO QUIZZES WILL BE THE FINAL QUIZ MARKS.	20
2.	TESTS: Students will be evaluated in test, descriptive questions with different complexity levels (Revised Bloom's Taxonomy Levels: Remembering, Understanding, Applying, Analyzing, Evaluating, and Creating). TWO tests will be conducted. Each test will be evaluated for 50 Marks, adding upto 100 Marks. FINAL TEST MARKS WILL BE REDUCED TO 40 MARKS.	40
3.	EXPERIENTIAL LEARNING: Students will be evaluated for their creativity and practical implementation of the problem. Case study-based teaching learning (10), Program specific requirements (10), Video based seminar/presentation/demonstration (20) Phase 2 will be done in the exhibition mode (Demo/Prototype/any outcome). ADDING UPTO 40 MARKS.	40
MAXIMUM MARKS FOR THE CIE THEORY		100

RUBRIC FOR SEMESTER END EXAMINATION (THEORY)		
Q. NO.	CONTENTS	MARKS
PART A		
1	Objective type questions covering entire syllabus	20
PART B (Maximum of TWO Sub-divisions only)		
2	Unit 1 : (Compulsory)	16
3 & 4	Unit 2 : Question 3 or 4	16
5 & 6	Unit 3 : Question 5 or 6	16
7 & 8	Unit 4 : Question 7 or 8	16
9 & 10	Unit 5: Question 9 or 10	16
TOTAL		100



Semester: III/IV						
BIO SAFETY STANDARDS AND ETHICS						
Course Code	:	BT232TC/BT242TC		CIE	:	100 Marks
Credits: L: T:P	:	3:0:0		SEE	:	100 Marks
Total Hours	:	45 L		SEE Duration	:	3 Hours

Unit-I		09 Hrs
<p>Biohazards, Bio safety levels and cabinets: Introduction to Biohazards, Biological Safety levels, Bio safety Cabinets, Study of various types of Bio safety cabinets. Various parameters for design of Biosafety cabinets (Materials used for fabrication, sensors, filters, pumps, compressors)</p>		
Unit – II		08 Hrs
<p>Biosafety Guidelines: Biosafety guidelines of Government of India, GMOs & LMOs, Roles of Institutional Biosafety Committee, RCGM (Review committee o Genetic manipulation), GEAC (Genetic Engg Approval Committee) for GMO applications in food and agriculture. Overview of National Regulations and relevant International Agreements including Cartagena Protocol.</p>		
Unit –III		10 Hrs
<p>Food safety standards: FSSAI (Food Safety and Standards Authority of India), Functions, License, types of FSSAI Licences and compliance rules. Food Hygiene: General principles of food microbiology and overview of foodborne pathogens, sources of microorganisms in the food chain (raw materials, water, air, equipment, etc.) Quality of foods, Microbial food spoilage and Foodborne diseases, Overview of beneficial microorganisms and their role in food processing and human nutrition, Food Analysis and Testing, General principles of food safety management systems, Hazard Analysis Critical Control Point (HACCP).</p>		
Unit –IV		09 Hrs
<p>Food Preservations, processing, and packaging Food Processing Operations, Principles, Good Manufacturing Practices HACCP, Good production, and processing practices (GMP, GAP, GHP, GLP, BAP, etc) Overview of food preservation methods and their underlying principles including novel and emerging methods/principles. Overview of food packaging methods and principles including novel packaging materials.</p>		
Unit-V		09 Hrs
<p>Food safety and Ethics: Food Hazards, Food Additives, Food Allergens Drugs, Hormones, and Antibiotics in Animals. Factors That Contribute to Foodborne Illness, Consumer Lifestyles and Demand, Food Production and Economics, History of Food Safety, The Role of Food Preservation in Food Safety. Ethics: Clinical ethics, Health Policy, Research ethics, ethics on Animals. Biosafety and Bioethics.</p>		

Course Outcomes: After completing the course, the students will be able to:	
CO1	Have a comprehensive knowledge of Biohazards and bio safety levels
CO2	Understand the biosafety guidelines and their importance to the society
CO3	Acquire knowledge with respect to the Food standards, Hygiene, food processing and packing
CO4	Appreciate the food safety, Ethics, biosafety and bio ethics



Reference Books	
1.	Deepa Goel, Shomini Parashar, IPR, Biosafety and Bioethics 1st Edition, 2013, ISBN: 978-8131774700.
2.	Cynthia A Roberts, The Food Safety, Oryx Press, first edition, 2001, ISBN: 1-57356-305-6.
3.	Hal King, Food Safety Management Systems, Springer Cham, 2020, ISBN: 978-3-030-44734-2.
4.	Alastair V. Campbell, Bioethics: The Basics, Routledge; 2nd edition, 2017, ISBN: 978-0415790314.

RUBRIC FOR THE CONTINUOUS INTERNAL EVALUATION (THEORY)		
#	COMPONENTS	MARKS
1.	QUIZZES: Quizzes will be conducted in online/offline mode. TWO QUIZZES will be conducted & Each Quiz will be evaluated for 10 Marks. THE SUM OF TWO QUIZZES WILL BE THE FINAL QUIZ MARKS.	20
2.	TESTS: Students will be evaluated in test, descriptive questions with different complexity levels (Revised Bloom’s Taxonomy Levels: Remembering, Understanding, Applying, Analyzing, Evaluating, and Creating). TWO tests will be conducted. Each test will be evaluated for 50 Marks, adding upto 100 Marks. FINAL TEST MARKS WILL BE REDUCED TO 40 MARKS.	40
3.	EXPERIENTIAL LEARNING: Students will be evaluated for their creativity and practical implementation of the problem. Case study-based teaching learning (10), Program specific requirements (10), Video based seminar/presentation/demonstration (20) ADDING UPTO 40 MARKS.	40
MAXIMUM MARKS FOR THE CIE THEORY		100

RUBRIC FOR SEMESTER END EXAMINATION (THEORY)		
Q. NO.	CONTENTS	MARKS
PART A		
1	Objective type questions covering entire syllabus	20
PART B (Maximum of TWO Sub-divisions only)		
2	Unit 1: (Compulsory)	16
3 & 4	Unit 2: (Internal Choice)	16
5 & 6	Unit 3: (Internal Choice)	16
7 & 8	Unit 4: (Internal Choice)	16
9 & 10	Unit 5: (Internal Choice)	16
TOTAL		100



Semester: III			
LINEAR INTEGRATED CIRCUITS AND APPLICATIONS			
Category: PROFESSIONAL CORE COURSE			
(Common to EI and ET)			
(Theory and Practice)			
Course Code	: EI233AI	CIE	: 100+50 Marks
Credits:	: 03:00:01	SEE	: 100+50 Marks
L:T:P			
Total Hours	: 45L+30P	SEE Duration	: 03 Hrs+03 Hrs
Unit-I			09 Hrs
Operational Amplifier Characteristics:			
Operational Amplifier characteristics, DC performance, characteristics of Op-Amp, AC performance characteristics of Op-Amp, Noise, Open-loop op-amp Configurations, Closed-loop Op-Amp Configurations, Differential Amplifier, General description, Manufacturer's Specifications and Electrical Characteristics of the Op-Amp, Power supply Connections.			
Unit – II			09 Hrs
Applications of Operational Amplifiers: Sign Changer, Scale Changer, Phase Shift Circuits, Voltage Follower, Voltage-Controlled Voltage Source, Current Sources, Inverting current Amplifier, Current-Controlled Current Source, Voltage to current converter, Current to Voltage Converter.			
Waveform Generator: Sine-wave Generators, Triangular Wave Generators, Saw tooth Wave Generators, Timer IC 555-Monostable and Astable multivibrators.			
Unit –III			09 Hrs
Voltage Regulators: Basics of Voltage Regulator, Linear Voltage Regulators Using Op-amps, IC Voltage Regulators, three terminal Adjustable Voltage Regulator, General Purpose Regulator, Switched Mode Power Supplies, Voltage Controlled Oscillators.			
Operational Amplifier-Non-linear Circuits: Precision Rectifier, Analog Switches, Peak Detectors, Sample and Hold circuits, Applications.			
Unit –IV			09 Hrs
Active Filters: Introduction, Comparison Between Passive and Active Networks, Active Network Design, Filter Approximations, General Second Order Filter with Unity Gain and Variable Gain, Design of Low-pass Filters. Types: High-pass Filters, Band pass Filters, Band-reject filters, All-pass Filters, State-variable Filters, Switched Capacitor Filters, Chebyshev Filters, Butterworth Filters.			
Unit –V			09 Hrs
D/A and A/D Converters: Analog and Digital Data Conversions, Specifications of D/A Converter, Basic D/A Conversion Techniques, Switches for D/A Converters, Multiplying D/A Converters, Monolithic D/A Converter, Sampling Process, High Speed Sample and Hold Circuit, A/D Converters, Specifications of A/D Converter, Classification of A/D Converter, Over-Sampling A/D Converters.			
Special Function Integrated Circuits: Voltage-to-frequency and Frequency to voltage Converters, Series Voltage-to-frequency and Frequency-to-Voltage Converters.			
PART B: Laboratory Component			
Practical: Hardware design and simulation of the following to be carried out.			
<ol style="list-style-type: none"> 1. Experimental verification of simple applications of OPAMP 741 such as inverting amplifier, non-inverting amplifier, adder/subtractor, integrator and differentiator circuits 2. Design and implementation of peak detector, half wave and full wave precision rectifiers using operational amplifier IC741. 3. Design and implementation of a Schmitt trigger circuit for given UTP & LTP using op-amp. 4. Design and implementation of active 2nd order low pass and high pass filters and to obtain the frequency response of the filters. 5. Design and implementation of astable multivibrator using 555 timer. 6. Design and implementation of RC phase shift oscillator by simulation and experiment 			
PART B			



Innovative Experiments (IE)

1. Realization of 2-bit flash type ADC.
2. Analysis of function generator using operational amplifier (sine, triangular, and square wave).
3. Analysis of voltage comparator.
4. Design of voltage regulator using IC 7900.
5. Generation of ramp wave for a given frequency using NE 555 timer.

Course Outcomes: After completing the course, the students will be able to:-	
CO1	Understand the basics of operational amplifiers.
CO2	Analyze the performance of OPAMP and build simple circuits using OPAMP.
CO3	Apply the concepts to design various applications of OPAMP.
CO4	Design a system using various ICs for a specific application.

Reference Books	
1.	Linear integrated circuits, S Shalivahanan, V S Kanchana Bhaskaran, 2018, Mc.Grawhill Publications, ISBN: 10:0-07-064818-2.
2.	Electronic Devices and Circuit Theory, Robert L.Boylestad, Louis Nashelsky, 8 th Edition, 2010, Prentice-Hall India, ISBN:81-203-2064-6.
3.	Microelectronics circuits Analysis and Design, M.H Rashid, 2 nd Edition, 2011, Thomson Publication, ISBN:0-534-95174-0.
4.	Microelectronics circuits, Sedra & Smith, 5 th Edition, Oxford Publication, ISBN-13: 978-0195338836.
5.	Op-Amps and Linear Integrated Circuits, Ramakanth A Gayakwad, 4 th Edition, Pearson, ISBN-13: 978-9353949037.

RUBRIC FOR THE CONTINUOUS INTERNAL EVALUATION (THEORY AND PRACTICE)		
#	COMPONENTS	MARKS
1.	QUIZZES: Quizzes will be conducted in online/offline mode. TWO QUIZZES will be conducted & Each Quiz will be evaluated for 10 Marks. Each quiz is evaluated for 10 marks adding up to 20 MARKS	20
2.	TESTS: Students will be evaluated in test, descriptive questions with different complexity levels (Revised Bloom's Taxonomy Levels: Remembering, Understanding, Applying, Analyzing, Evaluating, and Creating). TWO tests will be conducted. Each test will be evaluated for 50 Marks , adding up to 100 Marks. FINAL TEST MARKS WILL BE REDUCED TO 40 MARKS.	40
3.	EXPERIENTIAL LEARNING: Students will be evaluated for their creativity and practical implementation of the problem. Case study based teaching learning (10), Program specific requirements (10), Video based seminar/presentation/demonstration (10) Designing & Modeling (10) Phase 2 will be done in the exhibition mode (Demo/Prototype/any outcome). ADDING UPTO 40 MARKS.	40
4.	LAB: Conduction of laboratory exercises, lab report, observation, and analysis (20 Marks), lab test (10 Marks) and Innovative Experiment/ Concept Design and Implementation (20 Marks) adding up to 50 Marks. THE FINAL MARKS WILL BE 50 MARKS.	50
MAXIMUM MARKS FOR THE CIE (THEORY AND PRACTICE)		150



RUBRIC FOR SEMESTER END EXAMINATION (THEORY)		
Q.NO.	CONTENT S	MARKS
PART A		
1	Objective type of questions covering entire syllabus	20
PART B (Maximum of THREE Sub-divisions only)		
2	Unit 1: (Compulsory)	16
3 & 4	Unit 2: Question 3 or 4	16
5 & 6	Unit 3: Question 5 or 6	16
7 & 8	Unit 4: Question 7 or 8	16
9 & 10	Unit 5: Question 9 or 10	16
TOTAL		100

RUBRIC FOR SEMESTER END EXAMINATION (LAB)		
Q.NO.	CONTENTS	MARKS
1	Write Up	10
2	Conduction of the Experiments	30
3	Viva	10
TOTAL		50



Semester: III					
ANALYSIS AND DESIGN OF DIGITAL CIRCUITS WITH HDL					
Category: PROFESSIONAL CORE COURSE					
(Theory & Practice)					
(Common to EC, EI, ET, EE)					
Course Code	:	EC234AI	CIE	:	100 Marks
Credits: L:T:P	:	3:0:1	SEE	:	100 Marks
Total Hours	:	45L+30P	SEE Duration	:	03 Hrs + 03 Hrs
Unit-I					09 Hrs
Introduction to Verilog: Design Methodology-An Introduction:					
Verilog History, System representation, Number representation and Verilog ports. Verilog Data Types: Net, Register and Constant. Verilog Operators: Logical, Arithmetic, Bitwise, Reduction, Relational, Concatenation and Conditional. Verilog Primitives. Logic Simulation, Design Verification, and Test Methodology: Four-Value Logic and Signal Resolution in Verilog, Test Methodology Signal Generators for Test benches, Event-Driven Simulation, Sized Numbers. Introduction to Modeling Styles: Dataflow modeling, Behavioral modelling, Structural modelling.					
Unit – II					09 Hrs
Combinational Circuits Design:					
Arithmetic circuits, code converters and logic functions implementation using Decoders/ De-Multiplexers and Multiplexers. Design of a Priority encoder, Magnitude comparator, Parallel Adder/Subtractor, Concepts of ripple carry and carry look ahead adders and BCD adder.					
Dataflow/Behavioural/Structural Modelling:					
Verilog Data flow/Behavioral/Structural Models, Module Ports, Top-Down Design and Nested Modules.					
Unit –III					09 Hrs
Introduction, Latches and Flip Flops: Triggering of Flip Flops, Characteristics Equation Flip Flop Excitation Tables, Flip-Flop conversions. Propagation delay, setup and hold time.					
Synchronous Sequential Circuits Design: Introduction to FSM (Mealy and Moore), Analysis of Clocked Sequential Circuits, State table and Reduction, State Diagram, Design of synchronous Counter, Programmable mod-n counter.					
Behavioral Modeling: Latches and Flip Flop Circuits in Verilog, design of synchronous counters using Verilog.					
Unit –IV					09 Hrs
Asynchronous Sequential Circuit Design:					
Design of Ripple/Asynchronous Counter (mod-n counter), Effects of Propagation delay in Ripple Counter, Integrated Circuit Ripple Counter.					
Registers: Registers, Shift Registers and Various Operations, Ring counters, Johnson counters, Serial Adder. Design of Sequence Detector and Sequence Generators (PRBS).					
Behavioral Modeling: Design of synchronous counters and shift registers using Verilog.					
Unit –V					09 Hrs
ALU Design:					
Processor Organization, Design of Arithmetic Unit, Design of Logic unit, Design of Arithmetic and Logic unit, Status Register, Design of Shifter, The Complete Processor unit and op-code generation.					
Practical:					
1. Truth Table verification of NOT, AND, OR, XOR, XNOR, NAND, NOR gates using IC trainer kit.					
2. Realization of Binary Adder and Subtractor IC-7483.					
3. Realization of Boolean Function using MUX/DEMUX (IC-74153, IC-74139.)					
4. Design of synchronous 3-bit up/down counter using IC-7476/IC-74112 on IC trainer kit.					
5. Realization of Binary Adder and Subtractor using Verilog					
6. Realization of Multiplexer/Decoders/Encoder in Verilog.					
7. Realization of D, T, JK flip flop in Verilog using behavioural modelling on FPGA board.					
8. Design of synchronous (up/down/BCD counter in Verilog using behavioural modelling.					
9. Design of Shift register, ring counter, Johnson counter using Verilog.					
10. Design of Sequence generator and detector.					
Innovative Experiment:					
1. Multiplier Designs (Booth, Wallace)					
2. Basic Processor Design					



Course Outcomes: After completing the course, the students will be able to: -

CO1	Analyze and design different types of digital circuits for area, delay and power constraints.
CO2	Apply the knowledge of digital circuits to construct sub-systems useful for digital system designs.
CO3	Implement digital circuits for a particular application considering performance parameters.
CO4	Evaluate the performance of different digital systems to apply in real world applications.

Reference Books

1.	Verilog HDL: A Guide to Digital Design & Synthesis, Samir Palnitkar, SunSoft Press, 1 st Edition, 1996, ISBN: 978-81-775-8918-4.
2.	Digital Logic and Computer Design, M. Morris Mano, Pearson Education Inc., 13 th Impression, 2011, ISBN: 978-81-7758-409-7.
3.	Fundamentals of Logic Design, Charles H. Roth (Jr.), West publications, 4 th Edition, 1992, ISBN-13: 978-0-314-92218-2.
4.	Digital Fundamentals, Thomas Floyd, 11 th Edition, Pearson Education India, ISBN 13: 978-1-292-07598-3, 2015.
5.	Digital Principle and Design, Donald D. Givone, Mc Graw-Hill, ISBN: 0-07-119520-3 (ISE), 2003.



RUBRIC FOR THE CONTINUOUS INTERNAL EVALUATION (THEORY AND PRACTICE)		
#	COMPONENTS	MARKS
1.	QUIZZES: Quizzes will be conducted in online/offline mode. TWO QUIZZES will be conducted & Each Quiz will be evaluated for 10 Marks. Each quiz is evaluated for 10 marks adding up to 20 MARKS	20
2.	TESTS: Students will be evaluated in test, descriptive questions with different complexity levels (Revised Bloom's Taxonomy Levels: Remembering, Understanding, Applying, Analyzing, Evaluating, and Creating). TWO tests will be conducted. Each test will be evaluated for 50 Marks , adding up to 100 Marks. FINAL TEST MARKS WILL BE REDUCED TO 40 MARKS.	40
3.	EXPERIENTIAL LEARNING: Students will be evaluated for their creativity and practical implementation of the problem. Case study based teaching learning (10), Program specific requirements (10), Video based seminar/presentation/demonstration (10) Designing & Modeling (10) Phase 2 will be done in the exhibition mode (Demo/Prototype/any outcome). ADDING UPTO 40 MARKS.	40
4.	LAB: Conduction of laboratory exercises, lab report, observation, and analysis (20 Marks), lab test (10 Marks) and Innovative Experiment/ Concept Design and Implementation (20 Marks) adding up to 50 Marks. THE FINAL MARKS WILL BE 50 MARKS.	50
MAXIMUM MARKS FOR THE CIE (THEORY AND PRACTICE)		150

RUBRIC FOR SEMESTER END EXAMINATION (LAB)		
Q.NO.	CONTENTS	MARKS
1	Write Up	10
2	Conduction of the Experiments	20
3	Viva	20
TOTAL		50



Semester: III					
Signal Processing-I (Theory)					
Course Code	:	ET235AT		CIE	: 50 Marks
Credits: L:T:P	:	2:0:0		SEE	: 50 Marks
Total Hours	:	30L		SEE Duration	: 2 Hours

Unit-I	10 Hrs
Introduction to Signals and Systems: Definition of Signals and Systems, Classification of Signals, Basic Operations on Signals: Operations Performed on the Independent and Dependent Variable, Precedence Rule, Elementary Signals, System Viewed as Interconnection of Operations, Properties of Systems.	
Unit – II	10 Hrs
Time-Domain Representation of LTI Systems: Convolution Sum, Convolution Sum evaluation procedure, Convolution Integral and evaluation, Interconnections of LTI Systems, Properties of the Impulse Response Representations for LTI Systems,	
Unit –III	10 Hrs
Z-Transforms: Z-Transform, RoC, Properties of the Z-Transforms, Poles and zeros, Inversion of the Z-Transform. LTI Systems: Transfer Function, Causality and Stability, Inverse Systems and System Identification. Unilateral Z-Transform, and Solution of Difference Equations.	

Course Outcomes: After completing the course, the students will be able to:	
CO1	Explain the fundamental concepts of Signals, systems and transforms.
CO2	Analyze various signal operations in time domain and z-domain.
CO3	Evaluate the LTI systems in time domain and z-domain.

Reference Books:	
1	Signals and Systems, Simon Haykin and Bary Van veen, John wiley & sons, 2e, 2014.
2	Signals and Systems, Hwei P. Hsu, Schaum’s Outlines, McGraw Hill, 2e, 2011.
3	Digital Signal Processing, John Proakis and DG Manolakis, Pearson Education, 4e, 2014.



RUBRIC FOR THE CONTINUOUS INTERNAL EVALUATION (THEORY)		
	COMPONENTS	MARKS
1.	QUIZZES: Quizzes will be conducted in online/offline mode. TWO QUIZZES will be conducted & each quiz will be evaluated for 5 Marks adding up to 10 Marks. THE SUM OF TWO QUIZZES WILL BE CONSIDERED AS THE FINAL QUIZ MARKS.	10
2.	TESTS: Students will be evaluated in test consisting of descriptive questions with different complexity levels (Revised Bloom's Taxonomy Levels: Remembering, Understanding, Applying, Analyzing, Evaluating, and Creating). TWO TESTS will be conducted. Each test will be evaluated for 25 Marks, adding up to 50 Marks. FINAL TEST MARKS WILL BE REDUCED TO 20 MARKS.	20
3.	EXPERIENTIAL LEARNING: Students will be evaluated for their creativity and practical implementation of the problem. Phase I (10) & Phase II (10) ADDING UPTO 20 MARKS.	20
MAXIMUM MARKS FOR THE CIE THEORY		50

RUBRIC FOR SEMESTER END EXAMINATION (THEORY)		
Q. NO.	CONTENTS	MARKS
PART A		
1	Objective type questions covering entire syllabus	10
PART B (Maximum of TWO Sub-divisions only)		
2	Unit 1 : (Compulsory)	12
3 & 4	Unit 2 : Question 3 or 4	14
5 & 6	Unit 3 : Question 5 or 6	14
TOTAL		50



Semester: III					
CIRCUIT ANALYSIS					
Category: Professional Core Course					
Stream: Electronics and Telecommunication Engineering					
(Theory)					
Course Code	:	ET236AT		CIE	: 50 Marks
Credits: L:T:P	:	2:0:0		SEE	: 50 Marks
Total Hours	:	30L		SEE Duration	: 2 Hours

Unit-I	10 Hrs
<p>Introduction: Practical sources, source transformation, source shifting, Loop and Node analysis with linear dependent and independent sources for DC and AC networks. Principle of duality.</p> <p>Network Theorems: Superposition, Reciprocity, Thevenin's, Norton's, Maximum Power transfer and Millman's theorems.</p>	
Unit – II	10 Hrs
<p>Two port networks: Z, Y, ABCD and Hybrid parameters, their inter-relationship and numerical problems.</p> <p>Resonance in Networks: Series and parallel resonance, Q-factor, Bandwidth and response by varying R, L, C.</p>	
Unit –III	10 Hrs
<p>Transient Behavior and Initial Conditions : Behavior of circuit elements under switching conditions and their representation. Evaluation of initial and final conditions in R-L, R-C, and R-L-C for DC and AC excitations.</p>	

Course Outcomes: After completing the course, the students will be able to	
CO1	Apply the knowledge of basic circuit laws and solve circuits with DC and AC excitation using theorems, and transformations.
CO2	Apply the concepts of two-port theory in forming the basis for the analysis of linear electronic systems.
CO3	Analyze the series and parallel resonant circuits.
CO4	Infer and evaluate transient response, steady state response of series, parallel and compound circuits.



Reference Books	
1	Engineering Circuit Analysis - William H. Hayt, Jack E. Kemmerly, Jamie D. Phillips, Steven M. Durbin., , McGraw Hill, 9 th Edition (November 2020), ISBN-10 : 9390185130, ISBN-13 : 978-9390185139.
2	Network Theory - K Channa Venkatesh, D Ganesh Rao, Pearson Education, 2012, ISBN-13-9788131732311.
3	Electric circuits - Joseph Edminister and Mahmood Nahvi, , McGraw Hill, 7 th Edition,2017, ISBN-10 : 1260011968, ISBN-13 : 978-1260011968
4	Schaum's Outline of Electric Circuits - Nahvi, Mahmood, and Joseph A. Edminister, 7th ed. 2018, McGraw-Hill Education, ISBN: 9781260011968
5	Network Analysis and Synthesis - <u>Singh Ravish,R</u> , McGraw-Hill; 2 nd Edition (1 May 2019), ISBN-10 : 9353166721 , ISBN-13 : 978-9353166724

RUBRIC FOR THE CONTINUOUS INTERNAL EVALUATION (THEORY)		
	COMPONENTS	MARKS
1.	QUIZZES: Quizzes will be conducted in online/offline mode. TWO QUIZZES will be conducted & each quiz will be evaluated for 5 Marks adding up to 10 Marks. THE SUM OF TWO QUIZZES WILL BE CONSIDERED AS THE FINAL QUIZ MARKS.	10
2.	TESTS: Students will be evaluated in test consisting of descriptive questions with different complexity levels (Revised Bloom's Taxonomy Levels: Remembering, Understanding, Applying, Analyzing, Evaluating, and Creating). TWO TESTS will be conducted. Each test will be evaluated for 25 Marks, adding up to 50 Marks. FINAL TEST MARKS WILL BE REDUCED TO 20 MARKS.	20
3.	EXPERIENTIAL LEARNING: Students will be evaluated for their creativity and practical implementation of the problem. Phase I (10) & Phase II (10) ADDING UPTO 20 MARKS.	20
MAXIMUM MARKS FOR THE CIE THEORY		50

RUBRIC FOR SEMESTER END EXAMINATION (THEORY)		
Q. NO.	CONTENTS	MARKS
PART A		
1	Objective type questions covering entire syllabus	10
PART B (Maximum of TWO Sub-divisions only)		
2	Unit 1 : (Compulsory)	12
3 & 4	Unit 2 : Question 3 or 4	14
5 & 6	Unit 3 : Question 5 or 6	14
TOTAL		50



Semester: III
NATIONAL SERVICE SCHEME(NSS)
(Practical)

Course Code	: HS237LA		CIE	: 50 Marks
Credits: L: T: P	: 0:0:2		SEE	: 50 Marks
Total Hours	: 13P		SEE Duration	: 02 Hrs

Prerequisites:

1. Students should have service-oriented mindset and social concern.
2. Students should have dedication to work at any remote place, any time with available resources and proper time management for the other works.
3. Students should be ready to sacrifice some of the timely will and wishes to achieve service-oriented targets on time.

Content **13 Hrs**

Students must take up any one activity on below mentioned topics and must prepare contents for awareness and technical contents for implementation of the projects and has to present strategies for implementation of the same. Compulsorily must attend one camp.

CIE will be evaluated based on their presentation, approach, and implementation strategies. (Any one of the below mentioned activity)

1. Helping local schools to achieve good result and enhance their enrolment in Higher/technical/ vocational education.
2. Preparing an actionable business proposal for enhancing the village/ farmer income and approach for implementation.
3. Developing Sustainable Water management system for rural/ urban areas and implementation approaches.
4. Setting of the information imparting club for women leading to contribution in social and economic issues.
5. Spreading public awareness/ government schemes under rural outreach program. (Minimum 5 programs)
6. Contribution to any national level initiative of Government of India. For eg. Digital India, Skill India, Swachh Bharat, Atmanirbhar Bharath, Make in India, Mudra scheme, Skill development programs etc...
7. Social connect and responsibilities
8. Plantation and adoption of plants. Know your plants
9. Organic farming, Indian Agriculture (Past, Present and Future) Connectivity for marketing
10. Waste management – Public, Private and Govt organization, 5 R's
11. Water conservation techniques – Role of different stakeholders - Implementation
12. Govt. School Rejuvenation and assistance to achieve good infrastructure.
13. Organize National integration and social harmony events/ workshops / seminars. (Minimum 2 programs) and ONE NSS-CAMP.

Course Outcomes: After completing the course, the students will be able to: -

CO1	Understand the importance of his/her responsibilities towards society.
CO2	Analyze the environmental and societal problems/ issues and will be able to design solutions for the same.
CO3	Evaluate the existing system and to propose practical solutions for the same for sustainable development.



ASSESSMENT AND EVALUATION PATTERN		
WEIGHTAGE	50%	50%
	CIE	SEE
Presentation 1- Selection of topic- (phase 1) Justification for Importance, need of the hour with surveyed data.	10	*****
EXPERIENTIAL LEARNING		
Presentation 2 (phase 2) Content development, strategies for implementation methodologies.	10	*****
Case Study-based Teaching-Learning	10	Implementation strategies of the project with report
Sector wise study & consolidation	10	
Video based seminar (4-5 minutes per student)	10	
TOTAL MARKS FOR THE COURSE	50 MARKS	50 MARKS



Semester: III				
NATIONAL CADET CORPS(NCC)				
(Practical)				
Course Code	:	HS237LB	CIE	: 50 Marks
Credits: L:T:P	:	0:0:2	SEE	: 50 Marks
Total Hours	:	15P	SEE Duration	: 02 Hrs
Unit-I				07 Hrs
Drill: Foot Drill- Drill ki Aam Hidayaten, Word ki Command, Savdhan, Vishram, Aram Se, Murdna, KadvarSizing, Teen Line Banana, Khuli Line, Nikat Line, Khade Khade Salute Karna				
Unit – II				03 Hrs
Weapon Training (WT): Introduction & Characteristics of 7.62 Self Loading rifle, Identification of rifle parts				
Unit –III				03 Hrs
Adventure activities: Trekking and obstacle course				
Unit –IV				02 Hrs
Social Service and Community Development (SSCD): Students will participate in various activities throughout the semester e.g., Blood donation Camp, Swachhata Abhiyan, Constitution Day, All National Festival				

Course Outcomes: After completing the course, the students will be able to: -	
CO1	Understand that drill as the foundation for discipline and to command a group for common goal.
CO2	Understand the importance of a weapon its detailed safety precautions necessary for prevention of accidents and identifying the parts of weapon.
CO3	Understand that trekking will connect human with nature and cross the obstacles to experience army way of life.
CO4	Understand the various social issues and their impact on social life, Develop the sense of self-less social service for better social & community life.

Reference Books	
1.	NCC Cadet Hand Book by R K Gupta, Ramesh Publishing House, New Delhi, Book code:R- 1991, ISBN: 978-93-87918-57-3, HSN Code: 49011010
2.	nccindia.ac.in



ASSESSMENT AND EVALUATION PATTERN		
WEIGHTAGE	50%	50%
	CIE	SEE
Presentation 1- Selection of topic- (phase 1) Justification for Importance, need of the hour with surveyed data.	10	*****
EXPERIENTIAL LEARNING Presentation 2 (phase 2) Content development, strategies for implementation methodologies.	10	*****
Case Study-based Teaching-Learning	10	Implementation strategies of the project with report
Sector wise study & consolidation	10	
Video based seminar (4-5 minutes per student)	10	
TOTAL MARKS FOR THE COURSE	50 MARKS	50 MARKS



Semester: III					
PHYSICAL EDUCATION (SPORTS & ATHLETICS) (Practical)					
Course Code	:	HS237LC		CIE	: 50 Marks
Credits: L:T:P	:	0:0:2		SEE	: 50 Marks
Total Hours	:	30P		SEE Duration	: 2.5 Hrs
Content					30 Hrs
Topics for Viva:					
1. On rules and regulations pertaining to the games / sports					
2. On dimensions of the court, size / weight of the ball and standards pertaining to that sports / game					
3. Popular players and legends at state level / National level/ International level					
4. Recent events happened and winner / runners in that sport / game					
5. General awareness about sport / game, sports happenings in the college campus					

Course Outcomes: After completing the course, the students will be able to: -	
CO1	Understand the basic principles and practices of Physical Education and Sports.
CO2	Instruct the Physical Activities and Sports practices for Healthy Living.
CO3	To develop professionalism among students to conduct, organize & Officiate Physical Education and Sports events at schools and community level.

Reference Books	
1.	Health, Exercise and Fitness, Muller, J. P. (2000), Delhi: Sports.
2.	Play Field Manual, Anaika ,2005, Friends Publication New Delhi.
3.	IAAF Manual.
4.	Track and Field Marking and Athletics Officiating Manual, M.J Vishwanath,2002, Silver Star Publication, Shimoga.
5.	Steve Oldenburg (2015) Complete Conditioning for Volleyball, Human Kinestics.
Note: Skills of Sports and Games (Game Specific books) may be referred	



ASSESSMENT AND EVALUATION PATTERN		
WEIGHTAGE	50%	50%
	CIE	SEE
Presentation 1- Selection of topic- (phase 1) Justification for Importance, need of the hour with surveyed data.	10	*****
EXPERIENTIAL LEARNING Presentation 2 (phase 2) Content development, strategies for implementation methodologies.	10	*****
Case Study-based Teaching-Learning	10	Implementation strategies of the project with report
Sector wise study & consolidation	10	
Video based seminar (4-5 minutes per student)	10	
TOTAL MARKS FOR THE COURSE	50 MARKS	50 MARKS



Semester: III				
MUSIC (Practical)				
Course Code	: HS237LD		CIE	: 50 Marks
Credits: L: T: P	: 0:0:2		SEE	: 50 Marks
Total Hours	: 13P		SEE Duration	: 02 Hrs
Content				13 Hrs
1. Introduction to different genres of music 2. Evolution of genres in India: Inspiration from the world 3. Ragas, time and their moods in Indian Classical Music 4. Identification of ragas and application into contemporary songs 5. Adding your touch to a composition 6. Maths and Music: A demonstration 7. Harmonies in music 8. Chords: Basics and application into any song 9. Music Production-I 10. Music Production-II				
Students have to form groups of 2-4 and present a musical performance/ a musical task which shall be given by the experts. The experts shall judge the groups and award marks for the same.				
CIE will be evaluated based on their presentation, approach, and implementation strategies. Students need to submit their certificates of any event they participated or bagged prizes in. This shall also be considered for CIE evaluation.				
Course Outcomes: After completing the course, the students will be able to: -				
CO1	Understand basics of Music and improve their skills.			
CO2	Appreciate the impacts on health and well-being.			
CO3	Perform and present music in a presentable manner.			
CO4	Develop skills like team building and collaboration.			
Reference Books				
1.	Music Cognition: The Basics by Henkjan Honing.			
2.	Basic Rudiments Answer Book - Ultimate Music Theory: Basic Music Theory Answer Book by Glory St Germain.			
3.	Elements Of Hindustani Classical Music by Shruti Jauhari.			
4.	Music in North India: Experiencing Music, Expressing Culture (Global Music Series) by George E. Ruckert.			



ASSESSMENT AND EVALUATION PATTERN		
WEIGHTAGE	50%	50%
	CIE	SEE
Presentation 1- Selection of topic- (phase 1) Justification for Importance, need of the hour with surveyed data.	10	*****
EXPERIENTIAL LEARNING Presentation 2 (phase 2) Content development, strategies for implementation methodologies.	10	*****
Case Study-based Teaching-Learning	10	Implementation strategies of the project with report
Sector wise study & consolidation	10	
Video based seminar (4-5 minutes per student)	10	
TOTAL MARKS FOR THE COURSE	50 MARKS	50 MARKS



Semester: III			
DANCE (Practical)			
Course Code	: HS237LE	CIE	: 50 Marks
Credits: L: T: P	: 0:0:2	SEE	: 50 Marks
Total Hours	: 13P	SEE Duration	: 02 Hrs
Contents			13 Hrs
1. Introduction to Dance 2. Preparing the body for dancing by learning different ways to warm up. 3. Basics of different dance forms i.e., classical, eastern, and western. 4. Assessing the interest of students and dividing them into different styles based on interaction. 5. Advancing more into the styles of interest. 6. Understanding of music i.e., beats, rhythm, and other components. 7. Expert sessions in the respective dance forms. 8. Activities such as cypher, showcase to gauge learning. 9. Components of performance through demonstration. 10. Introduction to choreographies and routines. 11. Learning to choreograph. 12. Choreograph and perform either solo or in groups.			

Course Outcomes: After completing the course, the students will be able to: -	
CO1	Understand the fundamentals of dancing.
CO2	Adapt to impromptu dancing.
CO3	Ability to pick choreography and understand musicality.
CO4	To be able to do choreographies and perform in front of a live audience.

Reference Books	
1.	Dance Composition: A practical guide to creative success in dance making, Jacqueline M. Smith

ASSESSMENT AND EVALUATION PATTERN		
WEIGHTAGE	50%	50%
	CIE	SEE
Presentation 1- Selection of topic- (phase 1) Justification for Importance, need of the hour with surveyed data.	10	*****
EXPERIENTIAL LEARNING Presentation 2 (phase 2) Content development, strategies for implementation methodologies.	10	*****
Case Study-based Teaching-Learning	10	Implementation strategies of the project with report
Sector wise study & consolidation	10	
Video based seminar (4-5 minutes per student)	10	
TOTAL MARKS FOR THE COURSE	50 MARKS	50 MARKS



Semester: III			
THEATER (LIGHT CAMERA & ACTION)			
(Practical)			
Course Code	: HS237LF	CIE	: 50 Marks
Credits: L:T:P	: 0:0:1	SEE	: 50 Marks
Total Hours	: 13P	SEE Duration	: 02 Hrs
Contents			13 Hrs
<ol style="list-style-type: none"> 1. Break the ICE 2. Introduction to freedom Talk to each and every single person for a period of 5 complete minutes. This is aimed at to make everyone in the room comfortable with each other. This helps everyone get over social anxiety, Shyness and Nervousness. 3. Ura 4. Rhythm Voice Projection, Voice Modulation, Weeping & Coughing Voice projection is the strength of speaking or singing whereby the voice is used powerfully and clearly. It is a technique employed to command respect and attention, as when a teacher talks to a class, or simply to be heard clearly, as used by an actor in a theatre. 5. It's Leviosa, Not Leviosaaa! 6. Speech work: Diction, Intonation, Emphasis, Pauses, Pitch and Volume Tempo Dialogues delivery. The art of dialogue delivery plays a vital role in ensuring the efficacy of communication especially from the dramatic aspect of it, this unit discusses some tips to help the young actors improve their dialogue delivery skills: 7. Elementary, My dear Watson. 8. Responsibilities of an actor tools of an actor character analysis Observations aspects, Stage presence, concentration, conviction, confidence, energy and directionality. 9. Show time 10. Pick a genre: COMEDY, THRILLER, HORROR, and TRAGEDY: Showcase a performance. Stylized acting with reference to historical and mythological plays. Mime: conventional, occupational and pantomime Mono acting: different types of characters 			

Course Outcomes: After completing the course, the students will be able to: -	
CO1	Develop a range of Theatrical Skills and apply them to create a performance.
CO2	Work collaboratively to generate, develop, and communicate ideas.
CO3	Develop as creative, effective, independent, and reflective students who are able to make informed choices in process and performance.
CO4	Develop an awareness and understanding of the roles and processes undertaken in contemporary professional theatre practice.

Reference Books	
1.	The Empty Space by Peter Brook.
2.	The Viewpoints Book: A Practical Guide to Viewpoints and Composition by Anne Bogart and Tina Landau.



ASSESSMENT AND EVALUATION PATTERN		
WEIGHTAGE	50%	50%
	CIE	SEE
Presentation 1- Selection of topic- (phase 1) Justification for Importance, need of the hour with surveyed data.	10	*****
EXPERIENTIAL LEARNING Presentation 2 (phase 2) Content development, strategies for implementation methodologies.	10	*****
Case Study-based Teaching-Learning	10	Implementation strategies of the project with report
Sector wise study & consolidation	10	
Video based seminar (4-5 minutes per student)	10	
TOTAL MARKS FOR THE COURSE	50 MARKS	50 MARKS



Semester: III			
ART WORK & PAINTING			
(Practical)			
Course Code	: HS237LG	CIE	: 50 Marks
Credits: L: T:	: 0:0:2	SEE	: 50 Marks
P			
Total Hours	: 13P	SEE Duration	: 02 Hrs
Contents			13 Hrs
<p>1. Use points, line and curves to create various shapes and forms</p> <p>2. Use of shapes and forms to create various objects and structures</p> <p>3. Recognizing distinctions in objects when viewed from various perspectives and grasping basic notions of perspective</p> <p>4. Students will be introduced to the significance of color in art, as well as the principles of color theory and application.</p> <p>5. Applied the concepts of unity, harmony, balance, rhythm, emphasis and proportion, abstraction and stylization to create a composition.</p> <p>6. Learn how to use which materials and for what types of art and textures.</p> <p>7. Use of the above concepts to create art through the medium of collage, mosaic, painting, mural, batik, tie and dye.</p> <p>8. Real world application of the above concepts in the form of book cover design and illustration, cartoon, poster, advertisements, magazine, computer graphics and animation</p> <p>9. Familiarization with the many art forms and techniques of expression found throughout India.</p> <p style="text-align: center;">AND</p> <p>ONE EDUCATIONAL VISIT TO AN ART MUSEUM / INSTITUTE / GALLERY</p> <p>Students must turn in assignments for each of the above said topics on a weekly basis and have to compulsorily take part in the museum visit. CIE will be evaluated based on a still life piece, a composition using any one of the media of composition and a presentation on Indian art styles and creation of a piece pertaining to the presented art style.</p>			

Course Outcomes: After completing the course, the students will be able to: -	
CO1	Use lines, shapes, and colors to depict the various sentiments and moods of life and nature.
CO2	Use one's creativity to develop forms and color schemes, as well as the ability to portray them effectively in drawing and painting on paper.
CO3	Develop the ability to properly use drawing and painting materials (surfaces, tools and equipment, and soon).
CO4	Improve their observation abilities by studying everyday items as well as numerous geometrical and non-geometrical (i.e., organic) shapes found in life and nature and to hone their drawing and painting talents in response to these insights.

Reference Books	
1.	Catching the Big Fish: Meditation, Consciousness, and Creativity, David Lynch
2.	Art & Fear: Observations on the Perils (and Rewards) of Artmaking, David Bayles & Ted Orland



ASSESSMENT AND EVALUATION PATTERN		
WEIGHTAGE	50%	50%
	CIE	SEE
Presentation 1- Selection of topic- (phase 1) Justification for Importance, need of the hour with surveyed data.	10	*****
EXPERIENTIAL LEARNING Presentation 2 (phase 2) Content development, strategies for implementation methodologies.	10	*****
Case Study-based Teaching-Learning	10	Implementation strategies of the project with report
Sector wise study & consolidation	10	
Video based seminar (4-5 minutes per student)	10	
TOTAL MARKS FOR THE COURSE	50 MARKS	50 MARKS



Semester: IV					
PHOTOGRAPHY & FILM MAKING					
(Practical)					
Course Code	:	HS237LH	CIE	:	50 Marks
Credits: L: T: P	:	0:0:2	SEE	:	50 Marks
Total Hours	:	13P	SEE Duration	:	02 Hrs
Contents					13 Hrs
<p>1. Introduction to photography. 2. Understanding the terminologies of DSLR. 3. Elements of photography. 4. Introduction to script writing, storyboarding. 5. Understanding the visualization and designing a set. 6. Basics of film acting 7. Video editing using software 8. Introduction to cinematography. 9. Understanding about lighting and camera angles. 10. Shooting a short film.</p> <p>Students must form groups of 2-4 and present a short film which shall be given by the experts. The experts shall judge the groups and award marks for the same.</p> <p>CIE will be evaluated based on their presentation, approach and implementation strategies. Students need to submit their certificates of any event they participated or bagged prizes in. This shall also be considered for CIE evaluation.</p>					

Course Outcomes: After completing the course, the students will be able to: -	
CO1	Understand basics of photography and videography and improve their skills.
CO2	Appreciate the skills acquired from photography.
CO3	Perform and present photos and films in a presentable manner.
CO4	Develop skills like team building and collaboration.

Reference Books	
1.	Read This If You Want to Take Great Photographs – Henry Carroll
2.	The Digital Photography Book: Part 1 – Scott Kelby



ASSESSMENT AND EVALUATION PATTERN		
WEIGHTAGE	50%	50%
	CIE	SEE
Presentation 1- Selection of topic- (phase 1) Justification for Importance, need of the hour with surveyed data.	10	*****
EXPERIENTIAL LEARNING Presentation 2 (phase 2) Content development, strategies for implementation methodologies.	10	*****
Case Study-based Teaching-Learning	10	Implementation strategies of the project with report
Sector wise study & consolidation	10	
Video based seminar (4-5 minutes per student)	10	
TOTAL MARKS FOR THE COURSE	50 MARKS	50 MARKS



Semester: III					
BRIDGE COURSE: C PROGRAMMING					
(Mandatory Audit Course)					
(Common to all Programs)					
Course Code	:	CS139AT		CIE	: 50 Marks
Credits: L:T:P	:	2:0:0(Audit)		SEE	: --
Total Hours	:	30L		SEE Duration	: --

Unit-I	6 Hrs
Introduction to Programming Definition of a computer. Components of computer system, Programming Languages. Design and implementation of efficient programs. Program Design Tools: Algorithms, Flowcharts and Pseudo codes. Types of Errors.	
Unit – II	6 Hrs
Introduction to C Introduction, structure of a C program, Writing the first program, Files used in a C program. Compiling and executing C Programs using comments, C Tokens, Character set in C, Keywords, Identifiers, Basic Data Types in C, Variables, Constants, I/O statements in C. Operators in C, Type conversion and type casting, scope of variables.	
Unit –III	6 Hrs
Decision Control and Looping Statements Introduction to decision control, conditional branching statements, iterative statements, Nested loops, Break and continue statements, goto statements Arrays Introduction, Declaration of Arrays, Accessing elements of an array, Storing values in arrays, Operations on Arrays- Traversing, Inserting and Deletion of element in an array. Two dimensional arrays- Operations on two dimensional arrays.	
Unit –IV	6 Hrs
Strings Introduction, Operations on strings- finding length of a string, converting characters of a string into uppercase and lowercase, Concatenating two strings, appending a string to another string, comparing two string, reversing a string. String and character Built in functions. Functions Introduction, Using functions, Function declaration/function prototype, Function definition, Function call, Return statement.	
Unit-V	6 Hrs
Functions Passing parameters to a function, Built-in functions. Passing arrays to functions. Recursion. Structures and Pointers Introduction: Structure Declaration, Typedef declaration, initialization of structures, accessing members of a structures, Introduction to pointers, declaring pointer variables.	

Course Outcomes: After completing the course, the students will be able to:-	
CO 1	Analyse problems and design solution using program design tools.
CO 2	Evaluate the appropriate method/data structure required in C programming to develop solutions by investigating the problem.
CO 3	Design a sustainable solution using C programming with societal and environmental concern by engaging in lifelong learning for emerging technology
CO 4	Demonstrate programming skills to solve inter-disciplinary problems using modern tools effectively by exhibiting team work through oral presentation and written reports.



Reference Books	
1.	Programming in C, Reema Thareja, 2018, Oxford University Press. ISBN: 9780199492282.
2.	The C Programming Language, Kernighan B.W and Dennis M. Ritchie, 2015, 2 nd Edition, Prentice Hall, ISBN (13): 9780131103627.
3.	Turbo C: The Complete Reference, H. Schildt, 2000, 4 th Edition, Mcgraw Hill Education, ISBN-13: 9780070411838.
4.	Algorithmic Problem Solving, Roland Backhouse, 2011, Wiley, ISBN: 978-0-470-68453-5

PRACTICE PROGRAMS

Implement the following programs using cc/gcc compiler

1. Familiarization with programming environment: Concept of creating, naming and saving the program file in gedit/vi editor, Concept of compilation and execution, Concept of debugging in GDB environment.
2. Implementation and execution of simple programs to understand working of
 - Formatted input and output functions- printf() and scanf().
 - Escape sequences in C.
 - Using formula in a C program for specific computation: For example: computing area of circle, converting Celsius to Fahrenheit, area of a triangle, converting distance in centimeters to inches, etc.
 - Preprocessor directives (#include, #define).
3. Execution of erroneous C programs to understand debugging and correcting the errors like:
 - Syntax / compiler errors.
 - Run-time errors.
 - Linker errors.
 - Logical errors.
 - Semantical errors.
4. Implementation and execution of simple programs to understand working of operators like:
 - Unary.
 - Arithmetic.
 - Logical.
 - Relational.
 - Conditional.
 - Bitwise.
5. Develop a C program to compute the roots of the equation $ax^2 + bx + c = 0$.
6. Develop a C program that reads N integer numbers and arrange them in ascending or descending order using selection sort and bubble sort technique.
7. Develop a C program for Matrix multiplication.
8. Develop a C program to search an element using Binary search and linear search techniques.
9. Using functions develop a C program to perform the following tasks by parameter passing to read a string from the user and print appropriate message for palindrome or not palindrome.
10. Develop a C program to compute average marks of 'n' students (Name, Roll_No, Test Marks) and search a particular record based on 'Roll_No'.
11. Develop a C program using pointers to function to find given two strings are equal or not.
12. Develop a C program using recursion, to determine GCD, LCM of two numbers and to perform binary to decimal conversion.



RUBRIC FOR THE CONTINUOUS INTERNAL EVALUATION (THEORY)		
#	COMPONENTS	MARKS
1.	QUIZZES: Quizzes will be conducted in online/offline mode. TWO QUIZZES will be conducted & Each Quiz will be evaluated for 05 Marks. THE SUM OF TWO QUIZZES WILL BE THE FINAL QUIZ MARKS.	10
2.	TESTS: Students will be evaluated in test, descriptive questions with different complexity levels (Revised Bloom's Taxonomy Levels: Remembering, Understanding, Applying, Analyzing, Evaluating, and Creating). TWO tests will be conducted. Each test will be evaluated for 25 Marks, adding upto 50 Marks. FINAL TEST MARKS WILL BE REDUCED TO 20 MARKS.	20
3.	EXPERIENTIAL LEARNING: Students will be evaluated for their creativity and practical implementation of the problem. Phase I (10) & Phase II (10) ADDING UPTO 20 MARKS.	20
	MAXIMUM MARKS FOR THE CIE THEORY	50



Semester: IV			
PROBABILITY THEORY AND LINEAR PROGRAMMING			
(Theory)			
(AS, CH, CV, EE, EI, ET, ME)			
Course Code	: MA241TA	CIE	: 100 Marks
Credits: L: T:P	: 2:1:0	SEE	: 100 Marks
Total Hours	: 30L+26T	SEE Duration	: 3.00 Hours

Unit-I	06 Hrs
Random Variables: Random variables-discrete and continuous, probability mass function, probability density function, cumulative distribution function, mean and variance. Two or more random variables - Joint probability mass function, joint probability density function, conditional distribution and independence, Covariance and Correlation. Implementation using MATLAB.	
Unit – II	06 Hrs
Probability Distributions: Discrete distributions - Binomial, Poisson and Geometric. Continuous distributions – Exponential, Uniform, Normal and Weibull. Implementation using MATLAB.	
Unit –III	06 Hrs
Sampling Distributions and Estimation: Population and sample, Sampling distributions - Simple random sampling (with replacement and without replacement). Standard error, Sampling distributions of means (σ known), Sampling distributions of proportions, Sampling distribution of differences and sums. Estimation-point estimation, interval estimation. Implementation using MATLAB.	
Unit –IV	06 Hrs
Inferential Statistics: Principles of Statistical Inference, Test of hypothesis - Null and alternative hypothesis, Procedure for statistical testing, Type I and Type II errors, level of significance, Tests involving the normal distribution, one – tailed and two – tailed tests, P – value, Special tests for large and small samples (F, Chi – square, Z, t – test). Implementation using MATLAB.	
Unit –V	06 Hrs
Linear Programming: Mathematical formulation of linear programming problem. Solving linear programming problem using Graphical, Simplex and Big M methods. Implementation using MATLAB.	

Course Outcomes: After completing the course, the students will be able to	
CO1:	Illustrate the fundamental concepts of random variables, distributions, sampling, inferential statistics and optimization.
CO2:	Compute the solution by applying the acquired knowledge of random variables, distributions, sampling, inferential statistics and optimization to the problems of engineering applications.
CO3:	Evaluate the solution of the problems using appropriate probability and optimization techniques to the real-world problems arising in many practical situations.
CO4:	Interpret the overall knowledge of random variables, probability distributions, sampling theory, inferential statistics and optimization gained to engage in life – long learning.



Reference Books	
1	Probability & Statistics for Engineers & Scientists, Ronald E. Walpole & Raymond H. Myers, 9 th Edition, 2016, Pearson Education, ISBN-13: 978-0134115856.
2	Applied Statistics and Probability for Engineers, Douglas C. Montgomery and George C. Runger, 6 th Edition, 2014, John Wiley & Sons, ISBN:13 9781118539712, ISBN (BRV):9781118645062.
3	Introduction to Probability and Statistics for Engineers and Scientists, Sheldon Ross, 5 th Edition, 2014, Academic Press, ISBN: 13-978-0123948113.
4	Higher Engineering Mathematics, B.S. Grewal, 44 th Edition, 2015, Khanna Publishers, ISBN: 81-7409-195-5.

RUBRIC FOR THE CONTINUOUS INTERNAL EVALUATION (THEORY)		
#	COMPONENTS	MARKS
1.	QUIZZES: Quizzes will be conducted in online/offline mode. TWO QUIZZES will be conducted & Each Quiz will be evaluated for 10 Marks. THE SUM OF TWO QUIZZES WILL BE THE FINAL QUIZ MARKS.	20
2.	TESTS: Students will be evaluated in test, descriptive questions with different complexity levels (Revised Bloom's Taxonomy Levels: Remembering, Understanding, Applying, Analyzing, Evaluating, and Creating). THREE tests will be conducted. (Two regular tests & One optional Improvement test). Each test will be evaluated for 50 Marks, adding up to 100 Marks. FINAL TEST MARKS WILL BE REDUCED TO 40 MARKS.	40
3.	EXPERIENTIAL LEARNING: Students will be evaluated for their creativity and practical implementation of the problem. Case study-based teaching learning (05), Program specific requirements (05), Video based seminar/presentation/demonstration (10), MATLAB (20). ADDING UPTO 40 MARKS.	40
MAXIMUM MARKS FOR THE CIE THEORY		100

RUBRIC FOR SEMESTER END EXAMINATION (THEORY)		
Q. NO.	CONTENTS	MARKS
PART A		
1	Objective type questions covering entire syllabus	20
PART B (Maximum of TWO Sub-divisions only)		
2	Unit 1: (Compulsory)	16
3 & 4	Unit 2: Question 3 or 4	16
5 & 6	Unit 3: Question 5 or 6	16
7 & 8	Unit 4: Question 7 or 8	16
9 & 10	Unit 5: Question 9 or 10	16
TOTAL		100



Semester: III/IV						
BIO SAFETY STANDARDS AND ETHICS						
Course Code	:	BT232TC/BT242AT		CIE	:	100 Marks
Credits: L: T:P	:	3:0:0		SEE	:	100 Marks
Total Hours	:	45 L		SEE Duration	:	3 Hours

Unit-I		09 Hrs
<p>Biohazards, Bio safety levels and cabinets: Introduction to Biohazards, Biological Safety levels, Bio safety Cabinets, Study of various types of Bio safety cabinets. Various parameters for design of Biosafety cabinets (Materials used for fabrication, sensors, filters, pumps, compressors)</p>		
Unit – II		08 Hrs
<p>Biosafety Guidelines: Biosafety guidelines of Government of India, GMOs & LMOs, Roles of Institutional Biosafety Committee, RCGM (Review committee o Genetic manipulation), GEAC (Genetic Engg Approval Committee) for GMO applications in food and agriculture. Overview of National Regulations and relevant International Agreements including Cartagena Protocol.</p>		
Unit –III		10 Hrs
<p>Food safety standards: FSSAI (Food Safety and Standards Authority of India), Functions, License, types of FSSAI Licences and compliance rules.</p> <p>Food Hygiene: General principles of food microbiology and overview of foodborne pathogens, sources of microorganisms in the food chain (raw materials, water, air, equipment, etc.) Quality of foods, Microbial food spoilage and Foodborne diseases, Overview of beneficial microorganisms and their role in food processing and human nutrition, Food Analysis and Testing, General principles of food safety management systems, Hazard Analysis Critical Control Point (HACCP).</p>		
Unit –IV		09 Hrs
<p>Food Preservations, processing, and packaging Food Processing Operations, Principles, Good Manufacturing Practices HACCP, Good production, and processing practices (GMP, GAP, GHP, GLP, BAP, etc) Overview of food preservation methods and their underlying principles including novel and emerging methods/principles. Overview of food packaging methods and principles including novel packaging materials.</p>		
Unit-V		09 Hrs
<p>Food safety and Ethics: Food Hazards, Food Additives, Food Allergens Drugs, Hormones, and Antibiotics in Animals. Factors That Contribute to Foodborne Illness, Consumer Lifestyles and Demand, Food Production and Economics, History of Food Safety, The Role of Food Preservation in Food Safety. Ethics: Clinical ethics, Health Policy, Research ethics, ethics on Animals. Biosafety and Bioethics.</p>		

Course Outcomes: After completing the course, the students will be able to:	
CO1	Have a comprehensive knowledge of Biohazards and bio safety levels
CO2	Understand the biosafety guidelines and their importance to the society
CO3	Acquire knowledge with respect to the Food standards, Hygiene, food processing and packing
CO4	Appreciate the food safety, Ethics, biosafety and bio ethics

Reference Books	
2.	Deepa Goel, Shomini Parashar, IPR, Biosafety and Bioethics 1st Edition, 2013, ISBN: 978-8131774700.
2.	Cynthia A Roberts, The Food Safety, Oryx Press, first edition, 2001, ISBN: 1-57356-305-6.
3.	Hal King, Food Safety Management Systems, Springer Cham, 2020, ISBN: 978-3-030-44734-2.
4.	Alastair V. Campbell, Bioethics: The Basics, Routledge; 2nd edition, 2017, ISBN: 978-0415790314.



RUBRIC FOR THE CONTINUOUS INTERNAL EVALUATION (THEORY)		
#	COMPONENTS	MARKS
1.	QUIZZES: Quizzes will be conducted in online/offline mode. TWO QUIZZES will be conducted & Each Quiz will be evaluated for 10 Marks. THE SUM OF TWO QUIZZES WILL BE THE FINAL QUIZ MARKS.	20
2.	TESTS: Students will be evaluated in test, descriptive questions with different complexity levels (Revised Bloom's Taxonomy Levels: Remembering, Understanding, Applying, Analyzing, Evaluating, and Creating). TWO tests will be conducted. Each test will be evaluated for 50 Marks, adding upto 100 Marks. FINAL TEST MARKS WILL BE REDUCED TO 40 MARKS.	40
3.	EXPERIENTIAL LEARNING: Students will be evaluated for their creativity and practical implementation of the problem. Case study-based teaching learning (10), Program specific requirements (10), Video based seminar/presentation/demonstration (20) ADDING UPTO 40 MARKS.	40
MAXIMUM MARKS FOR THE CIE THEORY		100

RUBRIC FOR SEMESTER END EXAMINATION (THEORY)		
Q. NO.	CONTENTS	MARKS
PART A		
1	Objective type questions covering entire syllabus	20
PART B (Maximum of TWO Sub-divisions only)		
2	Unit 1: (Compulsory)	16
3 & 4	Unit 2: (Internal Choice)	16
5 & 6	Unit 3: (Internal Choice)	16
7 & 8	Unit 4: (Internal Choice)	16
9 & 10	Unit 5: (Internal Choice)	16
TOTAL		100



Semester: III/IV				
ENVIRONMENT & SUSTAINABILITY				
Category: Basket Courses - Group A				
Stream: (Common to all Programs)				
(Theory)				
Course Code	:	CV232TA/ CV242TA	CIE	: 100 Marks
Credits: L:T:P	:	3:0:0	SEE	: 100 Marks
Total Hours	:	42L	SEE Duration	: 3Hours

Unit-I	10 Hrs
ENVIRONMENT AND BIODIVERSITY	
Definition, scope and importance of environment – need for public awareness. Eco-system and Energy flow– ecological succession. Types of biodiversity: genetic, species and ecosystem diversity– values of biodiversity, threats to biodiversity: habitat loss, poaching of wildlife, man-wildlife conflicts – endangered and endemic species of India – conservation of biodiversity.	
ENVIRONMENTAL POLLUTION	
Causes, Effects and Preventive measures of Water, Soil, Air and Noise Pollutions. Solid, Hazardous and E-Waste management. Occupational Health and Safety Management system (OHSMS). Environmental protection, Environmental protection acts.	
Unit – II	8 Hrs
RENEWABLE SOURCES OF ENERGY	
Energy management and conservation, New Energy Sources: Need of new sources. Different types of new energy sources. Energy Cycles, carbon cycle, emission and sequestration, Green Engineering: Sustainable urbanization- Socioeconomical and technological change.	
Applications of - Hydrogen energy, Ocean energy resources, Tidal energy conversion. Concept, origin and power plants of geothermal energy.	
Unit –III	8 Hrs
SUSTAINABILITY AND MANAGEMENT	
Introduction to Environmental Economics, Environmental Audit, Development, GDP, Sustainability - concept, needs and challenges-economic, social and aspects of sustainability - from unsustainability to sustainability-millennium development goals and protocols. Linear vs. cyclical resource management systems, need for systems thinking and design of cyclical systems, circular economy, industrial ecology, green technology. Specifically apply these concepts to: Water Resources, Energy Resources, Food Resources, Land & Forests, Waste management.	
Unit –IV	8 Hrs
Sustainable Development Goals - targets, indicators and intervention areas Climate change - Global, Regional and local environmental issues and possible solutions. Concept of Carbon Credit, Carbon Footprint. Environmental management in industry.	
SUSTAINABILITY PRACTICES	
Zero waste and R concept, Circular economy, ISO 14000 Series, Material Life cycle assessment. Environmental Impact Assessment. Sustainable habitat: Green buildings, Green materials, Energy efficiency, Sustainable transports.	
Unit –V	8 Hrs
Corporate Social Responsibility (CSR) - Meaning & Definition of CSR, History & evolution of CSR. Concept of Charity, Corporate philanthropy, Corporate Citizenship, CSR-an overlapping concept. Concept of sustainability & Stakeholder Management. Relation between CSR and Corporate governance; environmental aspect of CSR; Chronological evolution of CSR in India.	
Sustainability Reporting: Flavor of GRI, Dow Jones Sustainability Index, CEPI. Investor interest in Sustainability.	



Course Outcomes: After completing the course, the students will be able to: -	
CO 1	Understand the basic elements of Environment and its Biodiversity.
CO 2	Explain the various types of pollution and requirement for sustainable strategy for present scenario.
CO 3	Evaluate the different concepts of sustainability and its significance for welfare of all life forms.
CO 4	Recognize the role of Corporate social responsibility in conserving the Environment.

Reference Books	
2.	'Environmental Science and Engineering', Benny Joseph, Tata McGraw-Hill, New Delhi, 2016. ISBN-13 - 978-9387432352
2.	'Introduction to Environmental Engineering and Science', Gilbert M.Masters, Wendell P Ela, 3rd edition, Pearson Education, 2006. ISBN-13 - 978-0132339346.
3.	Environment Impact Assessment Guidelines, Notification of Government of India, 2006.
4.	A Handbook of Corporate Governance and Social Responsibility (Corporate Social Responsibility), David Crowther and Guler Aras, Gower Publishing Ltd, ISBN - 13 - 978-0566088179.

RUBRIC FOR THE CONTINUOUS INTERNAL EVALUATION (THEORY)		
#	COMPONENTS	MARKS
1.	QUIZZES: Quizzes will be conducted in online/offline mode. TWO QUIZZES will be conducted & Each Quiz will be evaluated for 10 Marks. THE SUM OF TWO QUIZZES WILL BE THE FINAL QUIZ MARKS.	20
2.	TESTS: Students will be evaluated in test, descriptive questions with different complexity levels (Revised Bloom's Taxonomy Levels: Remembering, Understanding, Applying, Analyzing, Evaluating, and Creating). TWO tests will be conducted. Each test will be evaluated for 50 Marks, adding upto 100 Marks. FINAL TEST MARKS WILL BE REDUCED TO 40 MARKS.	40
3.	EXPERIENTIAL LEARNING: Students will be evaluated for their creativity and practical implementation of the problem. Case study-based teaching learning (10), Program specific requirements (10), Video based seminar/presentation/demonstration (20) Phase 2 will be done in the exhibition mode (Demo/Prototype/any outcome). ADDING UPTO 40 MARKS.	40
MAXIMUM MARKS FOR THE CIE THEORY		100

RUBRIC FOR SEMESTER END EXAMINATION (THEORY)		
Q. NO.	CONTENTS	MARKS
PART A		
1	Objective type questions covering entire syllabus	20
PART B (Maximum of TWO Sub-divisions only)		
2	Unit 1 : (Compulsory)	16
3 & 4	Unit 2 : Question 3 or 4	16
5 & 6	Unit 3 : Question 5 or 6	16
7 & 8	Unit 4 : Question 7 or 8	16
9 & 10	Unit 5: Question 9 or 10	16
TOTAL		100



SEMESTER: III/IV					
MATERIALS SCIENCE FOR ENGINEERS					
Category: Professional Core					
(Theory)					
Course Code	:	ME232TB /ME 242TB		CIE	: 100 Marks
Credits: L:T:P	:	3:0:0		SEE	: 100 Marks
Total Hours	:	40L		SEE Duration	: 3 Hours
Unit-I					06 Hrs
The Fundamentals of Materials					
The electronic structure of atoms, types of atomic and molecular bonds: ionic bond, covalent bond, metallic bond, secondary bonds, mixed bonding, hybridization. Energy bands in metals, insulators, and semiconductors. Basic crystallography. Defects and dislocations. Types of materials: polymers, metals and alloys, ceramics, semiconductors, composites.					
Unit – II					10 Hrs
Material behavior: Thermal properties: thermal conductivity, thermoelectric effects, heat capacity, thermal expansion coefficient, thermal shock, thermocouple. Electrical Properties: dielectric behaviours and temperature dependence of the dielectric constant, insulating materials, ferroelectricity, piezoelectricity, super conductor. Optical properties: luminescence, optical fibers, Mechanical Properties: Stress-strain diagram, elastic deformation, plastic deformation, hardness, viscoelastic deformation, impact energy, fracture toughness, fatigue.					
Unit –III					10 Hrs
Materials and their Applications: Semiconductors, dielectrics, optoelectronics, structural materials, ferrous alloys, nonferrous alloys, cement, concrete, ceramic, and glasses. Polymers: thermosets and thermoplastics, composites: fiber-reinforced, aggregated composites, electronic packaging materials, biomaterials, processing of structural materials.					
Unit –IV					07 Hrs
Heat Treatment: Post processing heat treatment of electronic devices: thermal oxidation, diffusion, rapid thermal processing. Heat treatment of ferrous materials: annealing, spheroidizing, normalizing, hardening, tempering. formation of austenite, construction of Time Temperature Transformation (TTT) curves. Special heat treatment processes: carburizing, nitriding, cyaniding, flame, and induction hardening. Defects in heat treatment.					
Unit-V					07 Hrs
Nanomaterials: Synthesis of nanomaterials: ball milling, sol-gel, vapour deposition growth, pulse laser, magnetron sputtering, lithography. Nano porous materials: zeolites, mesoporous materials, carbon nanotubes, graphene, nano FRPs, nano fabrics, bioresorbable and bio-erodable materials, nano ceramic, nano glasses, nano biomaterials, nano implant associated materials. Characterization of nano structures, spectroscopic techniques, automatic force microscopy.					

Course Outcomes: After completing the course, the students will be able to:	
CO1	Understand the classification of materials, their atomic structure, and properties.
CO2	Investigate the properties and applications of different materials.
CO3	Analyze the effect of different heat treatment processes.
CO4	Recognize different types of nanomaterials, synthesis methods and characterisation techniques.



Reference Books	
5.	Material Science and Engineering, William D Callister, 6 th Edition, 1997, John Wiley and Sons, ISBN: 9812-53-052-5
6.	Introduction to Physical Metallurgy, Sydney H Avner, 1994, Mc. Graw Hill Book Company, ISBN: 0-07-Y85018-6
7.	Material Science and Engineering, William F Smith, 4 th Edition, 2008, Mc. Graw Hill Book Company, ISBN: 0-07-066717-9
8.	A.S. Edelstein and R.C. Cammarata, Nanomaterials: Synthesis, Properties and Applications, CRC Press 1996, ISBN:978-0849322749

RUBRIC FOR THE CONTINUOUS INTERNAL EVALUATION (THEORY)		
#	COMPONENTS	MARKS
1.	QUIZZES: Quizzes will be conducted in online/offline mode. TWO QUIZZES will be conducted & Each Quiz will be evaluated for 10 Marks. THE SUM OF TWO QUIZZES WILL BE THE FINAL QUIZ MARKS.	20
2.	TESTS: Students will be evaluated in test, descriptive questions with different complexity levels (Revised Bloom's Taxonomy Levels: Remembering, Understanding, Applying, Analyzing, Evaluating, and Creating). TWO tests will be conducted. Each test will be evaluated for 50 Marks, adding upto 100 Marks. FINAL TEST MARKS WILL BE REDUCED TO 40 MARKS.	40
3.	EXPERIENTIAL LEARNING: Students will be evaluated for their creativity and practical implementation of the problem. Case study-based teaching learning (10), Program specific requirements (10), Video based seminar/presentation/demonstration (20) Phase 2 will be done in the exhibition mode (Demo/Prototype/any outcome). ADDING UPTO 40 MARKS.	40
MAXIMUM MARKS FOR THE CIE THEORY		100

RUBRIC FOR SEMESTER END EXAMINATION (THEORY)		
Q. NO.	CONTENTS	MARKS
PART A		
1	Objective type questions covering entire syllabus	20
PART B (Maximum of TWO Sub-divisions only)		
2	Unit 1 : (Compulsory)	16
3 & 4	Unit 2 : Question 3 or 4	16
5 & 6	Unit 3 : Question 5 or 6	16
7 & 8	Unit 4 : Question 7 or 8	16
9 & 10	Unit 5: Question 9 or 10	16
TOTAL		100



Semester: IV						
MICROCONTROLLER & PROGRAMMING						
Category: PROFESSIONAL CORE COURSE						
(Common to EI, EC, ET, EE)						
(Theory and Practice)						
Course Code	:	EI243AI		CIE	:	100+50 Marks
Credits: L:T:P	:	03:00:01		SEE	:	100+50 Marks
Total Hours	:	45L+30P		SEE Duration	:	03 Hrs+03 Hrs
Unit-I					09 Hrs	
Introduction to Processing units:						
Computer System, Processor, Block diagram, Processor logic unit, Control unit, Instruction format, Assembly language, High level language, Embedded computing applications, Microcontroller, Instruction set architectures (CISC, RISC), Harvard and Von Neumann, Floating and fixed point, Introduction of controller families: 8-bit, 16-bit,32-bit, 64-bit, ARM Processor families, Cortex A, Cortex R and Cortex M, Thumb 2 instruction set.						
Unit – II					09 Hrs	
Cortex M Architecture:						
Advantages of Cortex M CPUs, Programmer’s model: Operation modes & states, Registers, Special Registers, APSR, Memory System, Low power modes, Instruction Set: Memory access instructions, Arithmetic, Logical, Shift, Program flow control instructions, Programming examples, IDEs, ST-Link debugger.						
Unit –III					09 Hrs	
Digital and Analog IO:						
ARM Cortex M4 MCUs, Memory organization, Reset & Clock Control, GPIO, Programming: interfacing LEDs and Push buttons, Analog to digital converters (ADC), Successive Approximation ADC, Programming and interfacing an analog sensor, Digital to Analog Converter (DAC), Programming.						
Unit –IV					09 Hrs	
Serial Port USART: Basics of serial communication (Synchronous, asynchronous), Framing, Sampling, Baud rate generation, Programming USART for character transmission, Serial Peripheral Interface, Programming SPI for data transfer.						
Unit –V					09 Hrs	
Interrupts and Timers: Types of interrupts, Nested vector interrupt controller (NVIC) in Cortex-M cores, Interrupt vectors, Priorities, Programming interrupts, Timers, Controlling the operation, Programming with timers, Pulse width modulators, Programming modulators to generate PWM wave for given specifications.						
Practical: Programming in ARM Assembly using Keil						
<ol style="list-style-type: none"> 1. Data Transfer Programs: Block Moves & Exchange (With & Without Overlap) with & without String Instructions. 2. Arithmetic Operations: Addition, Multiplication & Division on 32-Bit Data. 3. Search for a Key in an Array of Elements using Linear Search, Binary Search. Programming in Keil using embedded C in STMCubeMx. 4. Program digital IOs control LEDs, seven segment interface, push buttons. 5. Program digital IOs to control stepper and motor drivers for given specifications. 6. Program ADC and show analog to digital conversion. Display digital value on suitable interface. 7. Program ADC and show interfacing of analog sensor for given specifications. 8. Program USART and serial data transfer. 9. Program SPI and show the configuration and data transfer between SPI slave device and master. 10. Program to configure NVIC and writing interrupt service routines. 						
Innovative Experiments						
<ol style="list-style-type: none"> 1. Program SPI and show the configuration and data transfer between SPI slave device and master. 2. Program ADC and show interfacing of analog sensor for given specifications. 3. Data transfer in polling, interrupt and DMA based modes. 4. Real time Audio applications: Flanging effect. 						



Course Outcomes: After completing the course, the students will be able to: -	
CO1	Analyse the architecture, instruction set and memory organization of processing units used to build computers and embedded systems.
CO2	Compile the information of ADCs, DACs, Serial ports and interrupts available on embedded processors to map to real world requirements.
CO3	Apply the knowledge of microcontroller for programming peripherals using registers and APIs generated using auto code generators.
CO4	Formulate and design different applications on embedded processors to solve problems related to society.

Reference Books	
1.	The Definitive Guide to the ARM Cortex-M3& M4 Processors, Joseph Yiu, 3 rd Edition, Newnes (Elsevier), 2014, ISBN:978-93-5107-175-4.
2.	STM32 Arm Programming for Embedded Systems, Shujen Chen, Eshragh Ghaemi, Muhammad Ali Mazidi, Microdigitaled, ISBN: 978-0997925944.
3.	Reference manuals: STM32F411, STMcubeMX, SPI.
4.	White Paper: Cortex-M for Beginners - An overview of the Arm Cortex-M processor family and comparison.

RUBRIC FOR THE CONTINUOUS INTERNAL EVALUATION (THEORY AND PRACTICE)		
#	COMPONENTS	MARKS
1	QUIZZES: Quizzes will be conducted in online/offline mode. TWO QUIZZES will be conducted & Each Quiz will be evaluated for 10 Marks. Each quiz is evaluated for 10 marks adding up to 20 MARKS.	20
2	TESTS: Students will be evaluated in test, descriptive questions with different complexity levels (Revised Bloom's Taxonomy Levels: Remembering, Understanding, Applying, Analyzing, Evaluating, and Creating). TWO tests will be conducted. Each test will be evaluated for 50 Marks , adding up to 100 Marks. FINAL TEST MARKS WILL BE REDUCED TO 40 MARKS.	40
3	EXPERIENTIAL LEARNING: Students will be evaluated for their creativity and practical implementation of the problem. Case study based teaching learning (10), Program specific requirements (10), Video based seminar/presentation/demonstration (10) Designing & Modeling (10) Phase 2 will be done in the exhibition mode (Demo/Prototype/any outcome). ADDING UPTO 40 MARKS.	40
4	LAB: Conduction of laboratory exercises, lab report, observation, and analysis (20 Marks), lab test (10 Marks) and Innovative Experiment/ Concept Design and Implementation (20 Marks) adding up to 50 Marks. THE FINAL MARKS WILL BE 50 MARKS.	50
MAXIMUM MARKS FOR THE CIE (THEORY AND PRACTICE)		150



RUBRIC FOR SEMESTER END EXAMINATION (THEORY)		
Q.N O.	CONTENTS	MARKS
PART A		
1	Objective type of questions covering entire syllabus	20
PART B (Maximum of THREE Sub-divisions only)		
2	Unit 1: (Compulsory)	16
3 & 4	Unit 2: Question 3 or 4	16
5 & 6	Unit 3: Question 5 or 6	16
7 & 8	Unit 4: Question 7 or 8	16
9 & 10	Unit 5: Question 9 or 10	16
TOTAL		100

RUBRIC FOR SEMESTER END EXAMINATION (LAB)		
Q.NO.	CONTENTS	MARKS
1	Write Up	10
2	Conduction of the Experiments	30
3	Viva	10
TOTAL		50



Semester: IV					
COMMUNICATION ENGINEERING – I					
Category: Professional Core Course					
Stream: Electronics and Telecommunication Engineering(Theory and Practice)					
Course Code	:	ET244AI	CIE	:	100 Marks
Credits: L:T:P	:	3:0:1	SEE	:	100 Marks
Total Hours	:	45L+30P	SEE Duration	:	3Hours
UNIT-I				09Hrs	
Introduction: Introduction to Analog & digital communication, Elements of a Communication System, Transmission of Message signals, Limitation of resources of communication system.					
Filtering & Signal Distortion: Linear distortion & equalisation, Condition for distortionless transmission, Amplitude distortion & Phase distortion, Equalisation, Ideal low pass filter, Band-pass transmission, Phasedelay & group delay, Nonlinear distortion.					
UNIT-II				09Hrs	
Amplitude modulation: Introduction, AM, DSBSC, Single-Sideband & Vestigial-Sideband methods of Modulation					
Angle modulation: Introduction, Basic definitions, Properties of Angle modulated waves, Frequency modulation, Narrow band, Wide band, Transmission bandwidth of FM signals, Generation of FM signals, Demodulation of FM signals, FM Stereo Multiplexing, PLL nonlinear model.					
UNIT-III				09Hrs	
Random Processes: Random processes, Mean, Correlation and Covariance functions, Power Spectral Density, Properties of PSD.					
Noise in Analog modulation: Noise: Shot noise, Thermal noise, White noise, Noise in AM and FM receivers.					
UNIT-IV				09Hrs	
Pulse Modulation: Sampling: Sampling process, Pulse-Amplitude modulation, Time-division multiplexing, quantisation process, Pulse code modulation, Delta modulation, Coding speech at Low bit rate.					
UNIT-V				09 Hrs	
Bandpass transmission of digital signals: Basic binary carrier modulation: Amplitude Shift Keying, Frequency Shift Keying, Phase Shift Keying, Differential PSK, Coherent & Non coherent detection of ASK, FSK, PSK.					
Laboratory Experiments:					
Hardware experiments					
<ol style="list-style-type: none"> 1. Experiments on Analog Modulation techniques. 2. Experiment on Sampling Theorem and verification 3. Experiments on basic Digital Modulation techniques. 					
Simulation experiments:					
<ol style="list-style-type: none"> 1. Experiments on Analog modulation techniques and their frequency domain analysis. 2. Experiment on basic Digital Modulation techniques. 3. Sampling Theorem and verification 					



Course Outcomes: After completing the course, the students will be able to:	
CO1	Understand the basic concepts of a Communication System, Types of Distortions caused during transmission.
CO2	Describe characteristics of a random process.
CO3	Compare & analyze various analog modulation techniques in terms of bandwidth and power usage.
CO4	Evaluate the noise performance of various analog modulation techniques.

Reference Books	
1	An Introduction to Analog & Digital Communications, Simon Haykin, 2010, John Wiley & Sons, ISBN: 978-81-265-0932-4.
2	Communication Systems, Simon Haykin, Michael Moher, 2019, 5th Edition. John Wiley & Sons, ISBN: 978-81-265-2151-7.
3	Modern Digital and Analog Communication Systems, Lathi, B. P. & Zhi Ding, 2010, International 4 th Edition, Oxford University Press, ISBN: 978-0-19-538493-2.
4	Communication System Engineering, G. Proakis and M. Salehi, 2005, 2nd Edition. Prentice Hall, ISBN: 978-01-306-1793-4.

RUBRIC FOR THE CONTINUOUS INTERNAL EVALUATION		
#	COMPONENTS	MARKS
1.	QUIZZES: Quizzes will be conducted in online/offline mode. TWO QUIZZES will be conducted & Each Quiz will be evaluated for 10 Marks. Each quiz is evaluated for 10 marks adding up to 20 MARKS	20
2.	TESTS: Students will be evaluated in test, descriptive questions with different complexity levels (Revised Bloom's Taxonomy Levels: Remembering, Understanding, Applying, Analyzing, Evaluating, and Creating). TWO tests will be conducted. Each test will be evaluated for 50 Marks , adding up to 100 Marks. FINAL TEST MARKS WILL BE REDUCED TO 40 MARKS.	40
3.	EXPERIENTIAL LEARNING: Students will be evaluated for their creativity and practical implementation of the problem. Case study based teaching learning (10), Program specific requirements (10), Video based seminar/presentation/demonstration (10) Designing & Modeling (10) Phase 2 will be done in the exhibition mode (Demo/Prototype/any outcome). ADDING UPTO 40 MARKS.	40
4.	LAB: Conduction of laboratory exercises, lab report, observation, and analysis (20 Marks), lab test (10 Marks) and Innovative Experiment/ Concept Design and Implementation (10 Marks) adding up to 50 Marks. THE FINAL MARKS WILL BE 50 MARKS	50
MAXIMUM MARKS FOR THE CIE (Theory and Practice)		150



RUBRIC FOR SEMESTER END EXAMINATION (THEORY)		
Q.NO.	CONTENTS	MARKS
PART A		
1	Objective type of questions covering entire syllabus	20
PART B (Maximum of THREE Sub-divisions only)		
2	Unit 1 : (Compulsory)	16
3 & 4	Unit 2 : Question 3 or 4	16
5 & 6	Unit 3 : Question 5 or 6	16
7 & 8	Unit 4 : Question 7 or 8	16
9 & 10	Unit 5: Question 9 or 10	16
TOTAL		100

RUBRIC FOR SEMESTER END EXAMINATION (LAB)		
Q.NO.	CONTENTS	MARKS
1	Write Up	10
2	Conduction of the Experiments	30
3	Viva	10
TOTAL		50



Semester: IV			
PRINCIPLES OF ELECTROMAGNETICS			
(Theory)			
(Common to EE/ET)			
Course Code	:	ET345AT	CIE : 100 Marks
Credits: L:T:P	:	3:0:0	SEE : 100 Marks
Total Hours	:	45L	SEE Duration : 3Hours
Unit-I			09 Hrs
Electrostatics 1: Coulomb's law, illustrative examples, Electric Field Intensity, Applications (field due to Line charge distribution, Surface charge distribution- sheet, Circular ring, disk), Illustrative examples. Flux, flux density Gauss' Law, Divergence Theorem (qualitative treatment), Application of Gauss's Law (Field due to Continuous Volume Charge, Line Charge, Sheet Charge, Metal sphere, spherical shell) Illustrative examples.			
Unit – II			09 Hrs
Electrostatics 2: Work done to move a point charge, Electric potential, Relation between E and V, Applications (field and potential due to Line charge distribution, Surface charge distribution- sheet, Circular ring), Energy Density in an Electric Field, Illustrative examples. Boundary Conditions (dielectric-dielectric, dielectric- conductor), Poisson's and Laplace's Equations, Applications Laplace's and Poisson's Equations (different capacitors, Coaxial conductors), Illustrative examples.			
Unit –III			09 Hrs
Magnetostatic Fields 1: Biot -Savart Law, Ampere's Circuital Law, Applications of Ampere's Law, Maxwell's Equation, Magnetic Flux Density, Maxwell's Equations for Static EM Fields. Magnetic Forces and Materials: Forces due to Magnetic Fields, Magnetization in Materials, Classification of Magnetic Materials.			
Unit –IV			09 Hrs
Magnetostatic Fields 2: Magnetic Boundary Conditions, Inductors, and Inductances, Solenoid, Toroid Inductors Maxwell's Equations: Introduction, Faraday's Law, Transformer and Motional EMFs, Displacement Current, Maxwell's Equations in Final Forms, Time-Varying Potentials, Time- Harmonic Fields, Illustrative examples.			
Unit –V			08 Hrs
Electromagnetic Waves: Introduction, Waves in General ,Wave Propagation in Lossy Dielectrics, Plane Waves in Lossless Dielectrics, Plane Waves in Free Space, Plane Waves in Good Conductors, Power and the Poynting Vector. Reflection of plane waves, Normal Incidence, Application Note-Microwaves			

Course Outcomes: After completing the course, the students will be able to:-	
CO1	Understand the basic concepts of electric fields, magnetic fields and electromagnetic waves.
CO2	Apply the basic concepts to solve complex problems in electric fields, magnetic fields and electromagnetic waves
CO3	Analyze different charge and current configurations to derive the electromagnetic field equations
CO4	Design simple solutions for applications in electric and electronic circuits, electrical machines and communication systems.



Reference Books	
1.	Principles of Electromagnetics, Matthew N O Sadiku , 4th Edition, 2007, Oxford University Press ,ISBN:9780198062295, 019806229X
2.	Electromagnetic Field Theory, S Salivahanan 2nd Edition, 2018, Mc Graw Hill India, ISBN:978-9353162573
3.	Field and Wave Electromagnetics, David K. Cheng, 2nd Edition, 1989, Pearson Education Asia, Indian Reprint 2001, ISBN: 9789332535022/9788177585766, 8177585762
4.	Engineering Electromagnetics, William H. Hayt Jr. and John A. Buck , 6th Edition, 2001,Tata McGraw Hill,ISBN-13: 978-0071202299

RUBRIC FOR THE CONTINUOUS INTERNAL EVALUATION (THEORY)		
#	COMPONENTS	MARKS
1.	QUIZZES: Quizzes will be conducted in online/offline mode. TWO QUIZZES will be conducted & Each Quiz will be evaluated for 10 Marks. THE SUM OF TWO QUIZZES WILL BE THE FINAL QUIZ MARKS.	20
2.	TESTS: Students will be evaluated in test, descriptive questions with different complexity levels (Revised Bloom's Taxonomy Levels: Remembering, Understanding, Applying, Analyzing, Evaluating, and Creating). TWO tests will be conducted. Each test will be evaluated for 50 Marks, adding upto 100 Marks. FINAL TEST MARKS WILL BE REDUCED TO 40 MARKS.	40
3.	EXPERIENTIAL LEARNING: Students will be evaluated for their creativity and practical implementation of the problem. Case study-based teaching learning (10), Program specific requirements (10), Video based seminar/presentation/demonstration (20) ADDING UPTO 40 MARKS.	40
MAXIMUM MARKS FOR THE CIE THEORY		100

RUBRIC FOR SEMESTER END EXAMINATION (THEORY)		
Q. NO.	CONTENTS	MARKS
PART A		
1	Objective type questions covering entire syllabus	20
PART B (Maximum of TWO Sub-divisions only)		
2	Unit 1 : (Compulsory)	16
3 & 4	Unit 2 : Question 3 or 4	16
5 & 6	Unit 3 : Question 5 or 6	16
7 & 8	Unit 4 : Question 7 or 8	16
9 & 10	Unit 5: Question 9 or 10	16
TOTAL		100



Semester: III				
DESIGN THINKING LAB				
Professional Core Course				
(Practice)				
Course Code	:	ET247DL	CIE	: 50 Marks
Credits: L:T:P	:	0:0:2	SEE	: 50 Marks
Total Hours	:	30 P	SEE Duration	: 2 Hours

Guidelines for Design Thinking Lab:

1. The Design Thinking Lab (DTL) is to be carried out by a team of two-three students.
2. Each student in a team must contribute equally in the tasks mentioned below.
3. Each group has to select a theme that will provide solutions to the challenges of societal concern. Normally three to four themes would be identified by the department.
4. Each group should follow the stages of Empathy, Design, Ideate, prototype and Test for completion of DTL.
5. After every stage of DTL, the committee constituted by the department along with the coordinators would evaluate for CIE. The committee shall consist of respective coordinator & two senior faculty members as examiners. The evaluation will be done for each student separately.
6. The team should prepare a Digital Poster and a report should be submitted after incorporation of any modifications suggested by the evaluation committee.

The Design Thinking lab tasks would involve:

1. Carry out the detailed questionnaire to arrive at the problem of the selected theme. The empathy report shall be prepared based on the response of the stake holders.
2. For the problem identified, the team needs to give solution through thinking out of the box innovatively to complete the ideation stage of DTL.
3. Once the idea of the solution is ready, detailed design has to be formulated in the Design stage considering the practical feasibility.
4. If the Design of the problem is approved, the team should implement the design and come out with prototype of the system.
5. Conduct thorough testing of all the modules in the prototype developed and carry out integrated testing.
6. Demonstrate the functioning of the prototype along with presentations of the same.
7. Prepare a Digital poster indicating all the stages of DTL separately. A Detailed project report also should be submitted covering the difficulties and challenges faced in each stage of DTL.
8. The students are required to submit the Poster and the report in the prescribed format provided by the department.



Course Outcomes: After completing the course, the students will be able to: -	
CO 1	Interpreting and implementing the empathy, ideate and design should be implemented by applying the concepts learnt.
CO 2	The course will facilitate effective participation by the student in team work and development of communication and presentation skills essential for being part of any of the domains in his / her future career.
CO 3	Applying project life cycle effectively to develop an efficient prototype.
CO 4	Produce students who would be equipped to pursue higher studies in a specialized area or carry out research work in an industrial environment.

RUBRIC FOR THE CONTINUOUS INTERNAL EVALUATION (LAB)		
#	COMPONENTS	MARKS
1.	Conduction of laboratory exercises, lab report, observation, and analysis	30
2.	Innovative Experiment/ Concept Design and Implementation	10
3.	Lab test	10
MAXIMUM MARKS FOR THE CIE THEORY		50

RUBRIC FOR SEMESTER END EXAMINATION (LAB)		
Q.NO.	CONTENTS	MARKS
1	Write Up	10
2	Conduction of the Experiments	30
3	Viva	10
TOTAL		50



SEMESTER: IV					
UNIVERSAL HUMAN VALUES					
Category: Common to all Programs					
Stream: Theory					
Course Code	:	HS248AT	CIE	:	50 Marks
Credits: L:T:P	:	2:0:0	SEE	:	50 Marks
Total Hours	:	28L	SEE Duration	:	02 Hrs
Unit-I					10 Hrs
Course Introduction - Need, Basic Guidelines, Content and Process for Value Education:					
Purpose and motivation for the course, recapitulation from Universal Human Values-I, Self-Exploration 'Natural Acceptance' and Experiential Validation Continuous Happiness and Prosperity- Human Aspirations, Right understanding, Relationship and Physical Facility, Understanding Happiness and Prosperity correctly. Practice sessions to discuss natural acceptance in human being as the innate acceptance for living with responsibility.					
Understanding Harmony in the Human Being - Harmony in Myself!:					
Understanding human being as a co- existence of the sentient 'I' and the material 'Body', Understanding the needs of Self ('I') and 'Body' Understanding the Body as an instrument of Understanding the characteristics and activities of 'I' and harmony in 'I', Understanding the harmony of I with the Body: Sanyam and Health;					
Practice sessions to discuss the role others have played in making material goods available to me. Identifying from one's own life.					
Unit – II					10 Hrs
Understanding Harmony in the Family and Society- Harmony in Human Relationship:					
Understanding values in human-human relationship; meaning of Justice and program for its fulfilment to ensure mutual happiness; Trust and Respect as the foundational values of relationship, Understanding the meaning of Trust. Understanding the harmony in the society (society being an extension of family): Resolution, Prosperity, fearlessness (trust) and co-existence as comprehensive Human Goals, Visualizing a universal harmonious order in society- Undivided Society, Universal Order- from family to world family. Practice sessions to reflect on relationships in family, hostel and institute as extended family, real life examples, teacher-student relationship, goal of education etc. Gratitude as a universal value in relationships. Discuss with scenarios. Elicit examples from students' lives.					
Unit –III					08 Hrs
Understanding Harmony in the Nature and Existence - Whole existence as Coexistence:					
Understanding the harmony in the Nature, Interconnectedness, and mutual fulfilment among the four orders of nature recyclability and self-regulation in nature, Understanding Existence as Co-existence of mutually interacting units in all pervasive space, Holistic perception of harmony at all levels of existence. Practice sessions to discuss human being as cause of imbalance in nature (film "Home" can be used), pollution, depletion of resources and role of technology etc.					



Course Outcomes: After completing the course, the students will be able to: -	
CO1	By the end of the course, students are expected to become more aware of themselves, and their surroundings (family, society, nature); they would become more responsible in life, and in handling problems with sustainable solutions,
CO2	While keeping human relationships and human nature in mind. They would have better critical ability.
CO3	They would also become sensitive to their commitment towards what they have understood (human values, human relationship and human society).
CO4	It is hoped that they would be able to apply what they have learnt to their own self in different day-to-day settings in real life, at least a beginning would be made in this direction.

Reference Books	
1.	Jeevan Vidya: Ek Parichaya, A Nagaraj, Jeevan Vidya Prakashan, Amarkantak, 1999.
2.	Human Values, A.N. Tripathi, New Age Intl. Publishers, New Delhi, 2004
3.	The Story of Stuff (Book).
4.	The Story of My Experiments with Truth - by Mohandas Karamchand Gandhi
5.	Small is Beautiful - E. F Schumacher.
6.	Slow is Beautiful - Cecile Andrews.

RUBRICS FOR THE CONTINUOUS INTERNAL EVALUATION (THEORY)		
#	COMPONENTS	MARKS
1.	QUIZZES: Quizzes will be conducted in online/offline mode. TWO QUIZZES will be conducted & Each Quiz will be evaluated for 5 Marks. THE SUM OF TWO QUIZZES WILL BE THE FINAL QUIZ MARKS.	10
2.	TESTS: Students will be evaluated in test, descriptive questions with different complexity levels (Revised Bloom's Taxonomy Levels: Remembering, Understanding, Applying, Analyzing, Evaluating, and Creating). TWO TESTS will be conducted. Each test will be evaluated for 25 Marks, adding up to 50 Marks. FINAL TEST MARKS WILL BE REDUCED TO 20 MARKS.	20
3.	EXPERIENTIAL LEARNING: Students will be evaluated for their creativity and practical implementation of the problem. Phase I (10) & Phase II (10) ADDING UPTO 20 MARKS.	20
MAXIMUM MARKS FOR THE CIE THEORY		50

RUBRICS FOR SEMESTER END EXAMINATION (THEORY)		
Q.NO.	CONTENTS	MARKS
PART A		
1	Objective type questions covering entire syllabus	10
PART B (Maximum of THREE Sub-divisions only)		
2	Unit 1: (Compulsory)	12
3 & 4	Unit 2: Question 3 or 4	14
5 & 6	Unit 3: Question 5 or 6	14
TOTAL		50



Semester: IV						
Bridge Course: MATHEMATICS (Mandatory Audit Course) (Common to ALL Branches)						
Course Code	:	MAT149AT		CIE	:	50 Marks
Credits: L: T: P	:	2:0:0		SEE	:	NO SEE (AUDIT COURSE)
Total Hours	:	30L				

Unit-I	10 Hrs
Multivariable Calculus:	
Partial Differentiation: Introduction, simple problems. Total derivative, composite functions. Jacobians – simple problems.	
Vector Differentiation: Introduction, velocity and acceleration, gradient, divergence – solenoidal vector function, curl – irrotational vector function and Laplacian, simple problems.	
Unit – II	10 Hrs
Differential Equations:	
Higher order linear differential equations with constant coefficients, solution of homogeneous equations - Complementary functions. Non-homogeneous equations – Inverse differential operator method of finding particular integral based on input function (force function).	
Unit –III	10 Hrs
Numerical Methods:	
Solution of algebraic and transcendental equations – Intermediate value property, Newton-Raphson method. Solution of first order ordinary differential equations – Taylor series and 4 th order Runge-Kutta methods. Numerical integration – Simpson's 1/3 rd , 3/8 th and Weddle's rules. (All methods without proof).	

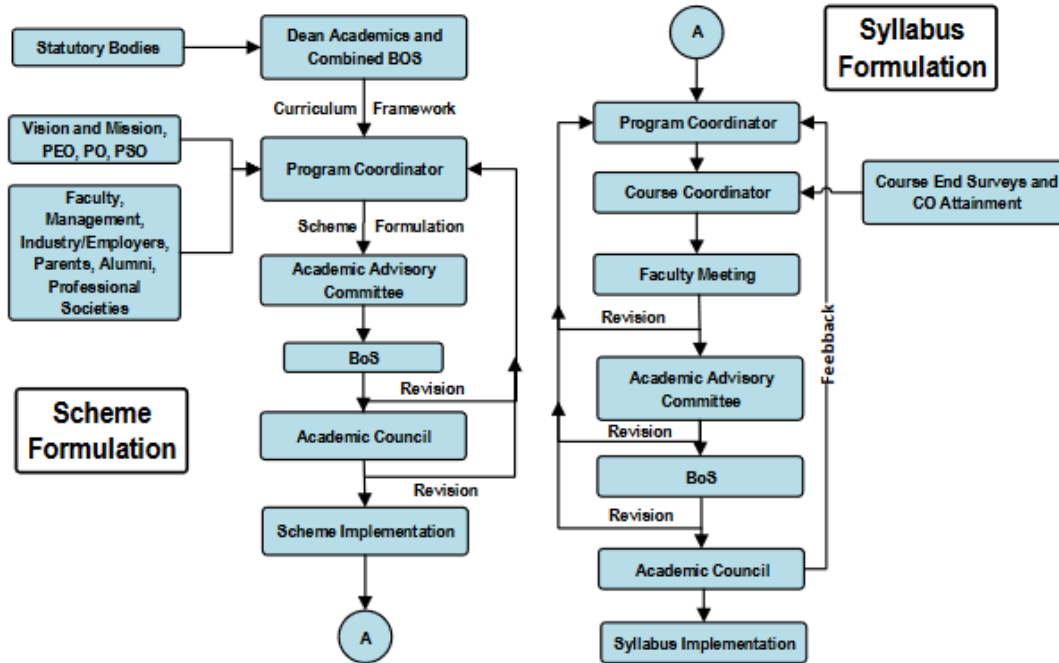
Course Outcomes: After completing the course, the students will be able to	
CO1:	Illustrate the fundamental concepts of partial differentiation, vector differentiation, higher order linear differential equations and numerical methods.
CO2:	Derive the solution by applying the acquired knowledge of differential calculus, differential equations, velocity, and acceleration vectors to the problems of engineering applications.
CO3:	Evaluate the solution of the problems using appropriate techniques of differential calculus, vector differentiation, differential equations, and numerical methods.
CO4:	Compile the overall knowledge of differential calculus, vector differentiation, differential equations and numerical methods gained to engage in life – long learning.

Reference Books	
1	Higher Engineering Mathematics, B.S. Grewal, 44 th Edition, 2015, Khanna Publishers, ISBN: 978-81-933284-9-1.
2	Higher Engineering Mathematics, B.V. Ramana, 11 th Edition, 2010, Tata McGraw-Hill, ISBN: 978-0-07-063419-0.
3	A Textbook of Engineering Mathematics, N.P. Bali & Manish Goyal, 7 th Edition, 2010, Lakshmi Publications, ISBN: 978-81-31808320.
4	Advanced Engineering Mathematics, E. Kreyszig, 10 th Edition (Reprint), 2016. John Wiley & Sons, ISBN: 978-0470458365.

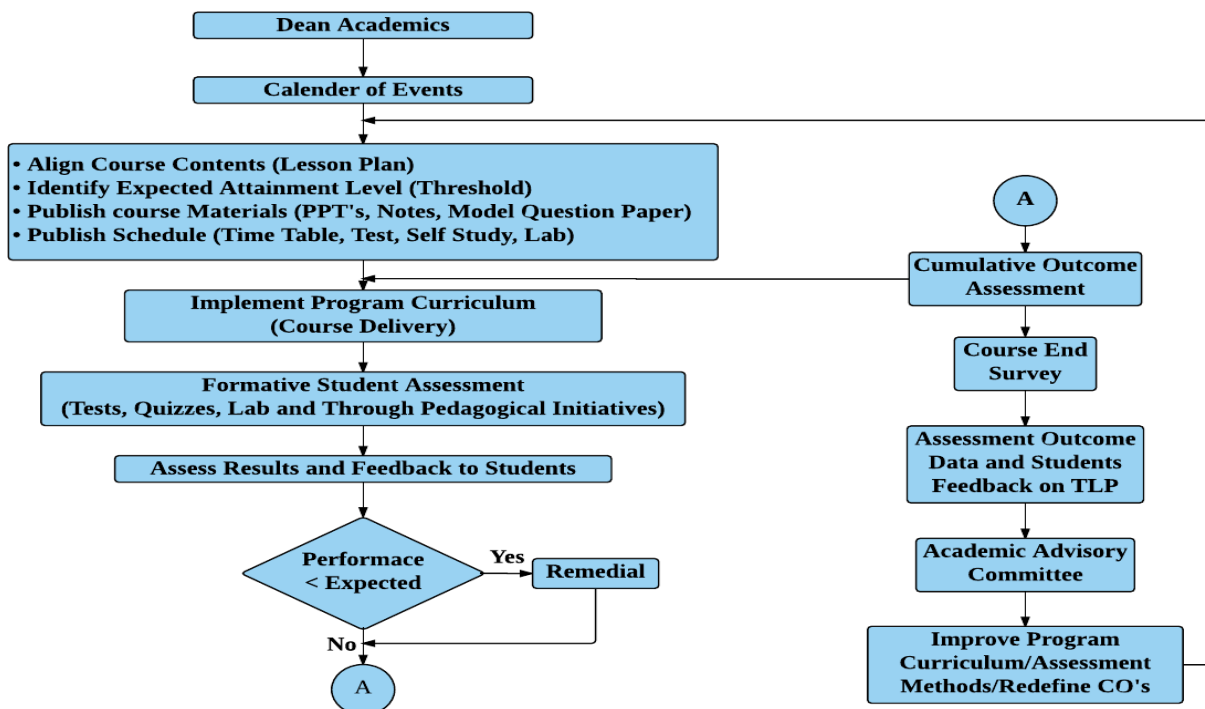


RUBRIC FOR THE CONTINUOUS INTERNAL EVALUATION (THEORY)		
#	COMPONENTS	MARKS
1.	QUIZZES: Quizzes will be conducted in online/offline mode. TWO QUIZZES will be conducted & Each Quiz will be evaluated for 10 Marks. THE SUM OF TWO QUIZZES WILL BE THE FINAL QUIZ MARKS.	20
2.	TESTS: Students will be evaluated in test, descriptive questions with different complexity levels (Revised Bloom's Taxonomy Levels: Remembering, Understanding, Applying, Analyzing, Evaluating, and Creating). TWO TESTS will be conducted. Each test will be evaluated for 30 Marks, adding upto 60 Marks. FINAL TEST MARKS WILL BE AVERAGE OF TWO TESTS.	30
MAXIMUM MARKS FOR THE CIE THEORY		50

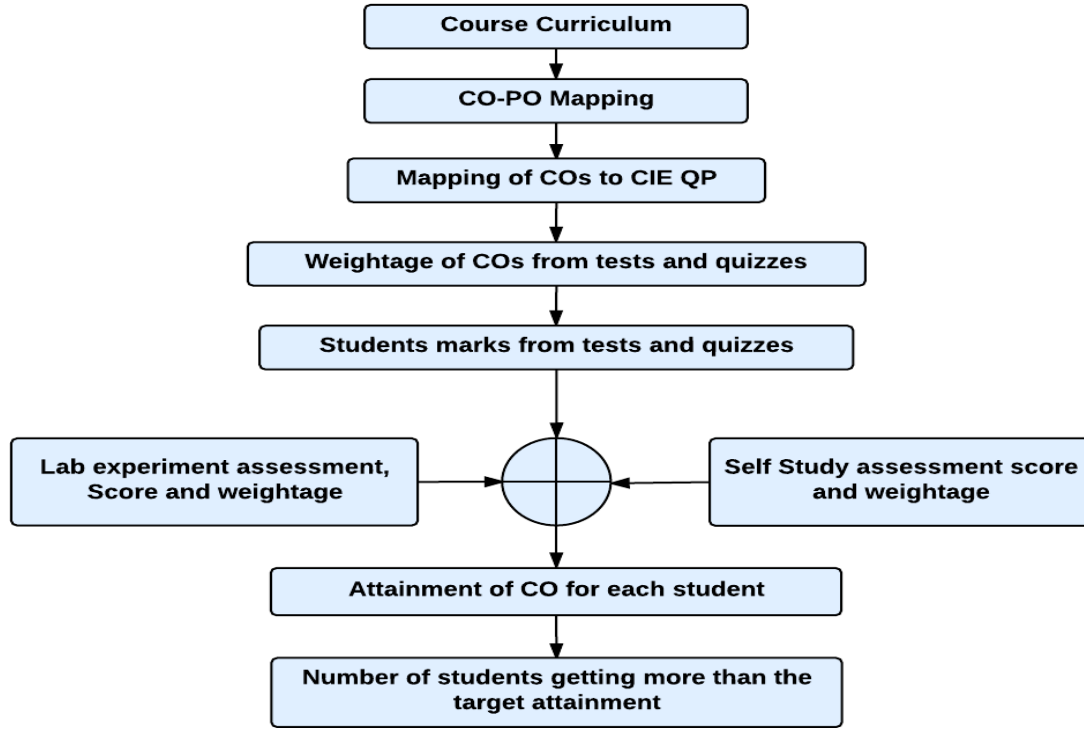
Curriculum Design Process



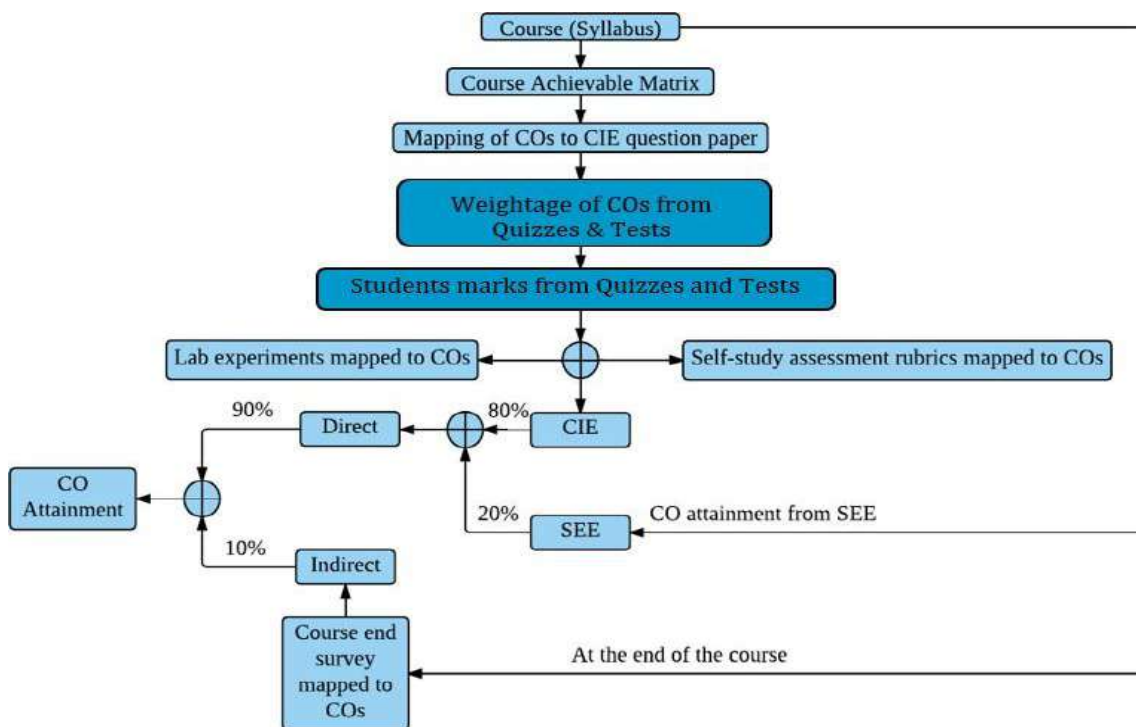
Academic Planning and Implementation



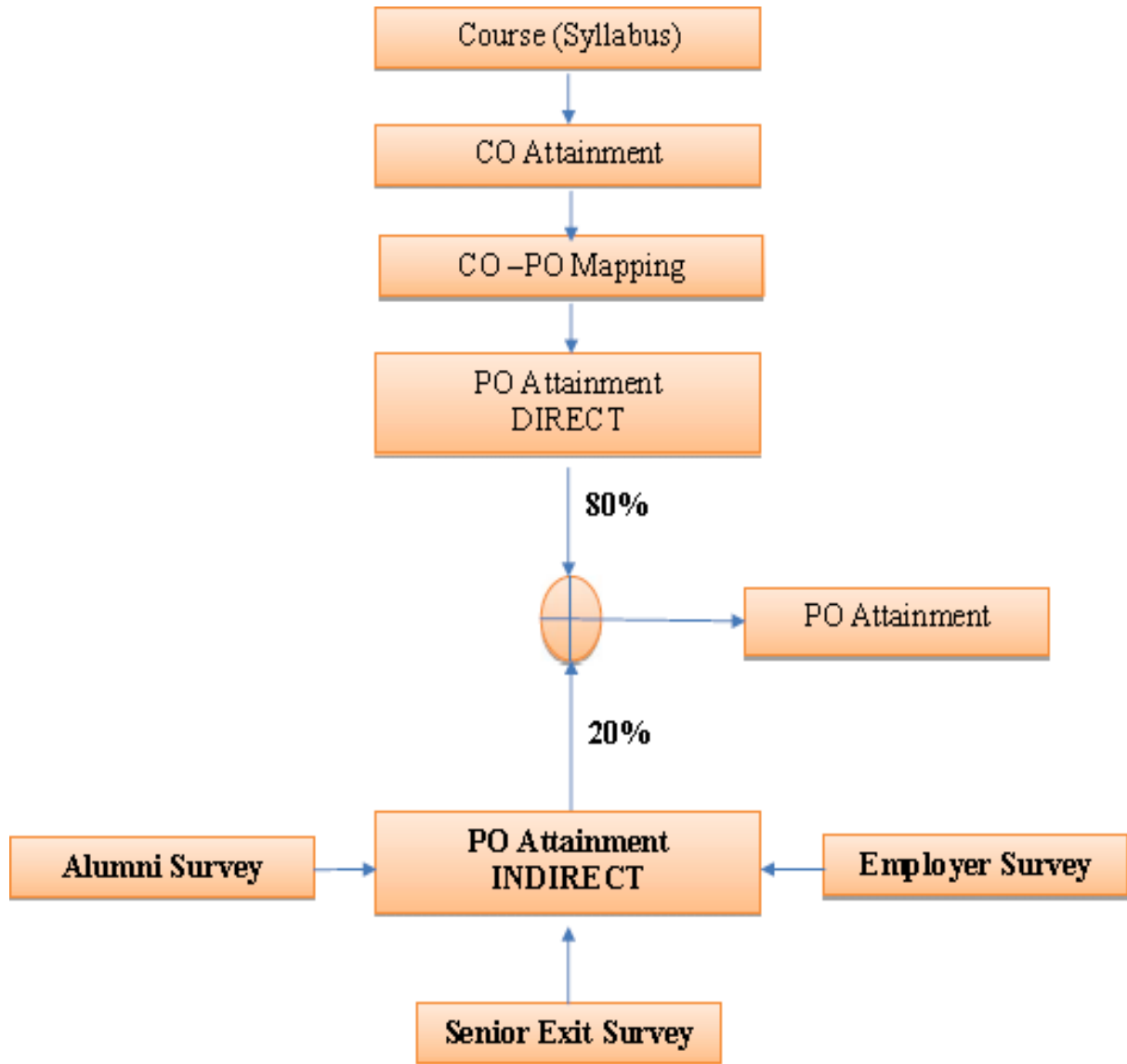
Process For Course Outcome Attainment



Final CO Attainment Process



Program Outcomes Attainment Process





Knowledge and Attitude Profile (WK)

- **WK1:** A systematic, theory-based understanding of the natural sciences applicable to the discipline and awareness of relevant social sciences.
- **WK2:** Conceptually-based mathematics, numerical analysis, data analysis, statistics and formal aspects of computer and information science to support detailed analysis and modelling applicable to the discipline.
- **WK3:** A systematic, theory-based formulation of engineering fundamentals required in the engineering discipline.
- **WK4:** Engineering specialist knowledge that provides theoretical frameworks and bodies of knowledge for the accepted practice areas in the engineering discipline; much is at the forefront of the discipline.
- **WK5:** Knowledge, including efficient resource use, environmental impacts, whole-life cost, re-use of resources, net zero carbon, and similar concepts, that supports engineering design and operations in a practice area.
- **WK6:** Knowledge of engineering practice (technology) in the practice areas in the engineering discipline.
- **WK7:** Knowledge of the role of engineering in society and identified issues in engineering practice in the discipline, such as the professional responsibility of an engineer to public safety and sustainable development.
- **WK8:** Engagement with selected knowledge in the current research literature of the discipline, awareness of the power of critical thinking and creative approaches to evaluate emerging issues.
- **WK9:** Ethics, inclusive behaviour and conduct. Knowledge of professional ethics, responsibilities, and norms of engineering practice. Awareness of the need for diversity by reason of ethnicity, gender, age, physical ability etc. with mutual understanding and respect, and of inclusive attitudes.



New Program Outcomes(PO)

- **PO1:** Engineering Knowledge: Apply knowledge of mathematics, natural science, computing, engineering fundamentals and an engineering specialization as specified in WK1 to WK4 respectively to develop to the solution of complex engineering problems.
- **PO2:** Problem Analysis: Identify, formulate, review research literature and analyze complex engineering problems reaching substantiated conclusions with consideration for sustainable development. (WK1 to WK4)
- **PO3:** Design/Development of Solutions: Design creative solutions for complex engineering problems and design/develop systems/components/processes to meet identified needs with consideration for the public health and safety, whole-life cost, net zero carbon, culture, society and environment as required. (WK5)
- **PO4:** Conduct Investigations of Complex Problems: Conduct investigations of complex engineering problems using research-based knowledge including design of experiments, modelling, analysis & interpretation of data to provide valid conclusions. (WK8).
- **PO5:** Engineering Tool Usage: Create, select and apply appropriate techniques, resources and modern engineering & IT tools, including prediction and modelling recognizing their limitations to solve complex engineering problems. (WK2 and WK6)
- **PO6:** The Engineer and The World: Analyze and evaluate societal and environmental aspects while solving complex engineering problems for its impact on sustainability with reference to economy, health, safety, legal framework, culture and environment. (WK1, WK5, and WK7).
- **PO7:** Ethics: Apply ethical principles and commit to professional ethics, human values, diversity and inclusion; adhere to national & international laws. (WK9)
- **PO8:** Individual and Collaborative Team work: Function effectively as an individual, and as a member or leader in diverse/multi-disciplinary teams.
- **PO9:** Communication: Communicate effectively and inclusively within the community and society at large, such as being able to comprehend and write effective reports and design documentation, make effective presentations considering cultural, language, and learning differences
- **PO10:** Project Management and Finance: Apply knowledge and understanding of engineering management principles and economic decision-making and apply these to one's own work, as a member and leader in a team, and to manage projects and in multidisciplinary environments.
- **PO11:** Life-Long Learning: Recognize the need for, and have the preparation and ability for i) independent and life-long learning ii) adaptability to new and emerging technologies and iii) critical thinking in the broadest context of technological change. (WK8)

INNOVATIVE TEAMS OF RVCE

Ashwa Mobility Foundation (AMF): Designs and fabricates Formula-themed race cars and mobility solutions to address urban transportation issues.

Astra Robotics Team: Focuses on designing and building application-specific robots.

Coding Club: Helps students gain coding skills and succeed in competitions like GSoC and ACM-ICPC.

Entrepreneurship Development Cell (E-Cell): Promotes entrepreneurship through workshops, speaker sessions, and mentoring for startups.

Frequency Club Team: Works on software and hardware, emphasizing AI and Machine Learning.

Team Garuda: Develops a supermileage urban concept electric car and E-mobility products.

Team Jatayu: Builds low-cost UAVs with autonomous capabilities for various tasks.

Solar Car Team: Aims to create a solar electric vehicle for sustainable transportation.

Team Antariksh: Focuses on space technology and the development of operational rockets.

Team Chimera: Builds a Formula Electric Car through R&D in E-Mobility.

Helios Racing Team: Designs and tests All-Terrain Vehicles, participating in SAE's BAJA competitions.

Team Hydra: Develops autonomous underwater vehicles for tasks like water purification.

Team Krushi: Creates low-cost farming equipment to assist farmers in cultivation and harvesting.

Team Vyoma: Designs and tests radio-controlled aircraft and UAVs.

Team Dhruva: Engages in astronomy-related activities and collaborates on projects with organizations like ICTS and IIA.

Ham Club: Promotes Amateur Radio and explores technical innovations in communications, especially for disaster response.

Cultural Activity Teams

1. AALAP (Music club)
2. DEBSOC (Debating society)
3. CARV (Dramatics club)
4. FOOTPRINTS (Dance club)
5. QUIZCORP (Quizzing society)
6. ROTARACT (Social welfare club)
7. RAAG (Youth club)
8. EVOKE (Fashion team)
9. f/6.3 (Photography club)
10. CARV ACCESS (Film-making)



NSS of RVCE



NCC of RVCE

VISION

Leadership in Quality Technical Education, Interdisciplinary Research & Innovation, with a Focus on Sustainable and Inclusive Technology

MISSION

- To deliver outcome based Quality education, emphasizing on experiential learning with the state of the art infrastructure.
- To create a conducive environment for interdisciplinary research and innovation.
- To develop professionals through holistic education focusing on individual growth, discipline, integrity, ethics and social sensitivity.
- To nurture industry-institution collaboration leading to competency enhancement and entrepreneurship.
- To focus on technologies that are sustainable and inclusive, benefiting all sections of the society.

QUALITY POLICY

Achieving Excellence in Technical Education, Research and Consulting through an Outcome Based Curriculum focusing on Continuous Improvement and Innovation by Benchmarking against the global Best Practices.

CORE VALUES

Professionalism, Commitment, Integrity, Team Work, Innovation

