



RV College of
Engineering®

Undergraduate
Programs



ಆರಂಭಿ ಕಾಲೇಜ್ ಆಫ್ ಇಂಜಿನಿಯರಿಂಗ್

Bachelor of Engineering (B.E) in
Electronics and Telecommunication Engineering

Scheme And Syllabus Of V & VI Semester
(2022 Scheme)

B.E. Programs : AS, BT, CH, CS, CS - AI, CS - CD, CS - CY, CV, EC, EE, EI, ET, IM, IS, ME.
M. Tech (13) MCA, M.Sc. (Engg.)
Ph.D. Programs : All Departments are recognized as Research Centres by VTU Except
AI & AS

2024

99TH
NIRF RANKING
IN ENGINEERING
(2024)

TIMES HIGHER EDUCATION WORLD UNIVERSITY
RANKINGS-2023

1501+
TIMES HIGHER EDUCATION WORLD UNIVERSITY
RANKINGS-2023 (ASIA)
501-600

EDUFUTURE EXCELLENCE AWARD

BEST PRIVATE ENGINEERING
UNIVERSITY (SOUTH)

BY ZEE DIGITAL

1001+
SUBJECT RANKING
(ENGINEERING)

801+
SUBJECT RANKING
(COMPUTER SCIENCE)

IIRF 2023
ENGINEERING RANKING INDIA

NATIONAL RANK-10
STATE RANK - 2
ZONE RANK - 5



QS-IGUAGE
DIAMOND UNIVERSITY
RATING (2021-2024)

17
Centers of
Excellence

11
Centers of
Competence

212
Publications On
Web Of Science

669
Publications Scopus
(2023 - 24)

1093
Citations

70
Patents Filed

39
Patents Granted

11
Skill Based
Laboratories
Across Four Semesters

61
Published Patents

CURRICULUM STRUCTURE

61 CREDITS
PROFESSIONAL
CORES (PC)

23 CREDITS
BASIC SCIENCE

22 CREDITS
ENGINEERING
SCIENCE

18 CREDITS
PROJECT WORK /
INTERNSHIP

12 CREDITS*
OTHER ELECTIVES
& AEC

12 CREDITS
PROFESSIONAL
ELECTIVES

12 CREDITS
HUMANITIES &
SOCIAL SCIENCE

160
CREDITS
TOTAL

*ABILITY ENHANCEMENT COURSES (AEC),
UNIVERSAL HUMAN VALUES (UHV),
INDIAN KNOWLEDGE SYSTEM (IKS), YOGA.

MOUS: 90+ WITH
INDUSTRIES / ACADEMIC
INSTITUTIONS IN INDIA & ABROAD

EXECUTED MORE THAN
RS.40 CRORES WORTH
SPONSORED
RESEARCH PROJECTS &
CONSULTANCY WORKS
SINCE 3 YEARS



RV College of
Engineering®

Undergraduate
Programs



ಆರಂಭಿ ಕಾಲೇಜ್ ಆಫ್ ಇಂಜಿನಿಯರಿಂಗ್

Bachelor of Engineering (B.E) in
Electronics and Telecommunication Engineering

Scheme And Syllabus Of V & VI Semester
(2022 Scheme)

B.E. Programs : AS, BT, CH, CS, CS - AI, CS - CD, CS - CY, CV, EC, EE, EI, ET, IM, IS, ME.
M. Tech (13) MCA, M.Sc. (Engg.)
Ph.D. Programs : All Departments are recognized as Research Centres by VTU Except
AI & AS

2024



Department Vision

Imparting quality education in Electronics and Telecommunication Engineering through focus on fundamentals, research and innovation for sustainable development

Department Mission

- Provide comprehensive education that prepares students to contribute effectively to the profession and society in the field of Telecommunication.
- Create state-of-the-art infrastructure to integrate a culture of research with a focus on Telecommunication Engineering Education
- Encourage students to be innovators to meet local and global needs with ethical practice
- Create an environment for faculty to carry out research and contribute in their field of specialization, leading to Centre of Excellence with focus on affordable innovation.
- Establish a strong and wide base linkage with industries, R&D organization and academic Institutions.



PROGRAM EDUCATIONAL OBJECTIVES (PEOs)

PEO	Description
PEO1	Acquire appropriate knowledge of the fundamentals of basic sciences, mathematics, engineering sciences, Electronics & Telecommunication engineering so as to adapt to rapidly changing technology
PEO2	Think critically to analyze, evaluate, design and solve complex technical and managerial problems through research and innovation.
PEO3	Function and communicate effectively demonstrating team spirit, ethics, respectful and professional behavior.
PEO4	To face challenges through lifelong learning for global acceptance.

PROGRAM SPECIFIC OUTCOMES (PSOs)

PSO	Description
PSO1	Analyze, design and implement emerging Telecommunications systems using devices, sub-systems,
PSO2	Exhibit Technical skills necessary to choose careers in the design, installation, testing, management and operation of Telecommunication systems.

Lead Society: Institute of Electrical and Electronics Engineers (IEEE)



ABBREVIATIONS

Sl. No.	Abbreviation	Meaning
1.	VTU	Visvesvaraya Technological University
2.	BS	Basic Sciences
3.	CIE	Continuous Internal Evaluation
4.	SEE	Semester End Examination
5.	CE	Professional Core Elective
6.	GE	Global Elective
7.	HSS	Humanities and Social Sciences
8.	CV	Civil Engineering
9.	ME	Mechanical Engineering
10.	EE	Electrical & Electronics Engineering
11.	EC	Electronics & Communication Engineering
12.	IM	Industrial Engineering & Management
13.	EI	Electronics & Instrumentation Engineering
14.	CH	Chemical Engineering
15.	CS	Computer Science & Engineering
16.	ET	Telecommunication Engineering
17.	IS	Information Science & Engineering
18.	BT	Biotechnology
19.	AS	Aerospace Engineering
20.	PY	Physics
21.	CY	Chemistry
22.	MA	Mathematics
23.	AEC	Ability Enhancement Courses



INDEX

FOURTH YEAR COURSES			
Sl. No.	Course Code	Name of the Course	Page No.
V Semester			
1.	HS351TA	Entrepreneurship and Intellectual Property Rights	1
2.	ET352IA	Digital Modulation and Coding (Theory & Practice)	3
3.	ET353IA	Discrete Time Signal Processing (Theory & Practice)	6
4.	ET354TA	RF Circuits	9
5.	ET355TBX	Professional Core Elective-I (Group-B)	11-20
	ET355TBA	Machine learning	11
	ET355TBB	Data Structures and Algorithms	13
	ET355TBC	Control Engineering	15
	ET355TBD	Digital VLSI systems	17
	ET355TBE	Image Processing	19
6.	ET256TCX	Professional Core Elective-II (Group C)	21-26
	EC256TCA	An Introduction to Information Theory	21
	ET256TCB	Electromagnetic Waves in Guided and Wireless Media	22
	ET256TCC	Cloud Computing and Distributed systems.	23
	ET256TCD	Basic Linear Algebra	25
	ET256TCE	VLSI Signal Processing	26
VI Semester			
7.	HS261TA	Principles of Management and Economics	27
8.	ET362IA	Antenna Theory and Design	30
9.	ET363IA	Data Communications and Networking	33
10.	ET364TA	Optical Fibre Communication	36
11.	ET365TDX	Professional Core Elective (Group- D)	38-47
	ET365TDA	Operating System	38
	ET365TDB	Advanced VLSI Systems	40
	ET365TDC	Wireless Sensor Networks and Applications	42
	ET365TDD	Cryptography and Applications	44
	ET365TDE	Multimedia Communication	46
12.	XX366TEX	Institutional Electives – I (Group E)	48-89
	AS266TEA	Fundamentals of Aerospace Engineering	48
	BT266TEB	Bioinformatics	50
	CH266TEC	Industrial Safety Engineering	53
	CS266TED	Robotics Process Automation	55
	CV266TEE	Intelligent Transport Systems	57



	CV266TEF	Integrated Health Monitoring of Structures	59
	CM266TEG	Advanced Energy Storage for E-Mobility	61
	EC266TEH	Human Machine Interface(HMI)	63
	EE266TEJ	Energy Auditing and Standards	65
	EI266TEK	Biomedical Instrumentation	67
	ET266TEM	Telecommunication Systems	69
	ET266TEN	Mobile Communication Networks and Standards	71
	IS266TEO	Mobile Application Development	73
	IM266TEQ	Elements of Financial Management	75
	IM266TER	Optimization Techniques	77
	ME266TES	Automotive Mechatronics	79
	MA266TEU	Mathematical Modelling	81
	MA266TEV	Mathematics of Quantum Computing	83
	HS266TEW	Applied Psychology for Engineers	85
	HS266TEY	Universal Human Values	88
13.	ET367P	Interdisciplinary Project	90



RV College of Engineering®

Mysore Road, RV Vidyaniketan Post,
Bengaluru - 560059, Karnataka, India

Go, change the world

Bachelor of Engineering in **ELECTRONICS AND TELECOMMUNICATION ENGINEERING**

V SEMESTER									Max Marks CIE		SEE Duration (H)	Max Marks SEE	
Slo. No.	BoS	Course Code	Course Title	L	T	P	Credits	Category	Theory	Lab		Theory	Lab
1	HS	HS351TA	Entrepreneurship and Intellectual Property Rights	3	0	0	3	Theory	100	----	3	100	----
2	ET	ET352IA	Digital Modulation and Coding (Theory & Practice)	3	0	1	4	Theory + Practice	100	50	3	100	50
3	ET	ET353IA	Discrete Time Signal Processing (Theory & Practice)	3	0	1	4	Theory + Practice	100	50	3	100	50
4	ET	ET354TA	RF Circuits	3	1	0	4	Theory	100	----	3	100	----
5	ET	ET355TBX	Professional Core Elective-I (Group-B)	3	0	0	3	Theory	100	----	3	100	----
6	ET	ET256TCX	Professional Core Elective-II (Group C)	2	0	0	2	NPTEL	----	----	2	50	----
				Total		20							



Professional Core Elective-I (Group – B)				
Sl. No.	BoS	Course Code	Course Title	Credits
5	ET	ET355TBA	Machine learning	3
	ET	ET355TBB	Data Structures and Algorithms	3
	ET	ET355TBC	Control Engineering	3
	ET	ET355TBD	Digital VLSI systems	3
	ET	ET355TBE	Image Processing	3

Professional Core Elective-II (Group – C)				
Sl. No.	BoS	Course Code	Course Title	Credits
6	EC	EC256TCA	An Introduction to Information Theory	3
	ET	ET256TCB	Electromagnetic Waves in Guided and Wireless Media	3
	ET	ET256TCC	Cloud Computing and Distributed systems.	3
	ET	ET256TCD	Basic Linear Algebra	3
	ET	ET256TCE	VLSI Signal Processing	3



Bachelor of Engineering in ELECTRONICS AND TELECOMMUNICATION ENGINEERING

VI SEMESTER									Max Marks CIE		SEE Duration (H)	Max Marks SEE	
Slo. No.	BoS	Course Code	Course Title	L	T	P	Credits	Category	Theory	Lab		Theory	Lab
1	HS	HS261TA	Principles of Management and Economics	3	0	0	3	Theory	100	----	3	100	----
2	ET	ET362IA	Antenna Theory and Design (Theory & Practice)	3	0	1	4	Theory + Practice	100	50	3	100	50
3	ET	ET363IA	Data Communications and Networking (Theory & Practice)	3	0	1	4	Theory + Practice	100	50	3	100	50
4	ET	ET364TA	Optical Fibre Communication	3	1	0	4	Theory	100	----	3	100	----
5	ET	ET365TDX	Professional Core Elective (Group- D)	3	0	0	3	Theory	100	----	3	100	----
6	XX	XX366TEX	Institutional Electives – I (Group E)	3	0	0	3	Theory	100	----	3	100	----
7	ET	ET367P	Interdisciplinary Project	0	0	3	3	Project	----	100	3	----	100
				Total		24							



Professional Core Elective-III (Group-D)				
Sl. No.	BoS	Course Code	Course Title	Credits
5	ET	ET365TDA	Operating System	3
	ET	ET365TDB	Advanced VLSI Systems	3
	ET	ET365TDC	Wireless Sensor Networks and Applications	3
	ET	ET365TDD	Cryptography and Applications	3
	ET	ET365TDE	Multimedia Communication	3

Institutional Electives- I(Group-E)				
Sl. No.	BoS	Course Code	Course Title	Credits
6	AS	AS266TEA	Fundamentals of Aerospace Engineering	3
	BT	BT266TEB	Bioinformatics	3
	CH	CH266TEC	Industrial Safety Engineering	3
	CS	CS266TED	Robotics Process Automation	3
	CV	CV266TEE	Intelligent Transport Systems	3
	CV	CV266TEF	Integrated Health Monitoring of Structures	3



RV College of Engineering®

Mysore Road, RV Vidyaniketan Post,
Bengaluru - 560059, Karnataka, India

Go, change the world

CM	CM266TEG	Advanced Energy Storage for E-Mobility	3
EC	EC266TEH	Human Machine Interface(HMI)	3
EE	EE266TEJ	Energy Auditing and Standards	3
EI	EI266TEK	Biomedical Instrumentation	3
ET	ET266TEM	Telecommunication Systems	3
ET	ET266TEN	Mobile Communication Networks and Standards	3
IS	IS266TEO	Mobile Application Development	3
IM	IM266TEQ	Elements of Financial Management	3
IM	IM266TER	Optimization Techniques	3
ME	ME266TES	Automotive Mechatronics	3
MA	MA266TEU	Mathematical Modelling	3
MA	MA266TEV	Mathematics of Quantum Computing	3
HS	HS266TEW	Applied Psychology for Engineers	3
HS	HS266TEY	Universal Human Values	3



Semester: V			
PRINCIPLES OF MANAGEMENT & ECONOMICS			
(Theory)			
Course Code	: HS251TA	CIE	: 100 Marks
Credits: L:T:P	: 3:0:0	SEE	: 100 Marks
Total Hours	: 45Hrs	SEE Duration	: 3.00 Hours
Unit-I			06 Hrs
Introduction to Management: Management Functions – POSDCORB – an overview, Management levels & Skills, Management History - Classical Approach: Scientific Management, Administrative Theory, Quantitative Approach: Operations Research, Behavioral Approach: Hawthorne Studies, Contemporary Approach: Systems Theory, Contingency Theory. Caselets / Case studies			
Unit – II			10 Hrs
Foundations of Planning: Types of Goals & Plans, Approaches to Setting Goals & Plans, Strategic Management Process, Corporate strategies – types of corporate strategies, BCG matrix, Competitive Strategies – Porters Five force Model, types of Competitive Strategies. Caselets / Case studies Organizational Structure & Design: Overview of Designing Organizational Structure - Work Specialization, Departmentalization, Chain of Command, Span of Control, Centralization & Decentralization, Formalization, Mechanistic & Organic Structures. Caselets / Case studies			
Unit –III			10 Hrs
Motivation: Early Theories of Motivation - Maslow’s Hierarchy of Needs Theory, McGregor’s Theory X & Theory Y, Herzberg’s Two Factor Theory. Contemporary Theories of Motivation: Adam’s Equitytheory, Vroom’s Expectancy Theory. Caselets / Case studies Leadership: Behavioral Theories: Blake & Mouton’s Managerial Grid, Contingency Theories of Leadership: Hersey & Blanchard’s Situational Leadership, Contemporary Views of Leadership: Transactional & Transformational Leadership. Caselets / Case studies			
Unit –IV			10 Hrs
Introduction to Economics: Microeconomics and Macroeconomics, Circular flow model of economics, An Overview of Economic Systems. Essentials of Microeconomics: Demand, Supply, and Equilibrium in Markets for Goods and Services, Price Elasticity of Demand and Price Elasticity of Supply, Elasticity and Pricing, Numericals on determining price elasticity of demand and supply. Changes in Income and Prices Affecting Consumption Choices, Monopolistic Competition, Oligopoly.			
Unit –V			09 Hrs
Macroeconomic Indicators: Prices and inflation, Consumer Price Index, Exchange rate, Labor Market, Money and banks, Interest rate. Gross Domestic product (GDP) - components of GDP, Measures of GDP: Outcome Method, Income method and Expenditure method, Numericals on GDP Calculations, ESG an overview. Macroeconomic models- The classical growth theory, Keynesian cross model, IS-LM-model, The AS-AD model, The complete Keynesian model, The neo-classical synthesis. National Budgeting process in India			

Course Outcomes: After completing the course, the students will be able to:-	
CO1	Elucidate the principles of management theory & recognize the characteristics of an organization.
CO2	Demonstrate the importance of key performance areas in strategic management and design appropriate organizational structures and possess an ability to conceive various organizational dynamics.
CO3	Compare and contrast early and contemporary theories of motivation and select and implement the right leadership practices in organizations that would enable systems orientation.
CO4	Demonstrate an understanding on the usage and application of basic economic principles.
CO5	Appreciate the various measures of macro-economic performance and interpret the prevailing economic health of the nation.



Reference Books:	
1.	Management, Stephen Robbins, Mary Coulter & Neharika Vohra, 15 th Edition, 2021, Pearson Education Publications, ISBN: 13: 978-0-13-558185-8
2.	Management, James Stoner, Edward Freeman & Daniel Gilbert Jr, 6 th Edition, 2009, PHI, ISBN: 81-203-0981-2.
3.	Principles of Microeconomics, Steven A. Greenlaw, David Shapiro, 2 nd Edition, 2017, ISBN: 978-1-947172-34-0
4.	Macroeconomics: Theory and Policy, Dwivedi D.N, 5 th Edition, 2021, McGraw Hill Education; ISBN : 9789353163334

RUBRIC FOR THE CONTINUOUS INTERNAL EVALUATION (THEORY)		
#	COMPONENTS	MARKS
1.	QUIZZES: Quizzes will be conducted in online/offline mode. TWO QUIZZES will be conducted & Each Quiz will be evaluated for 10 Marks. THE SUM OF TWO QUIZZES WILL BE THE FINAL QUIZ MARKS.	20
2.	TESTS: Students will be evaluated in test, descriptive questions with different complexity levels (Revised Bloom's Taxonomy Levels: Remembering, Understanding, Applying, Analyzing, Evaluating, and Creating). THREE tests will be conducted. Each test will be evaluated for 50 Marks, adding up to 150 Marks. FINAL TEST MARKS WILL BE REDUCED TO 40 MARKS.	40
3.	EXPERIENTIAL LEARNING: Some of the Experiential learning topics may include Reading Leadership books and summarizing, Analysis and interpretation of various economic reports, Visit to various organizations to understand organizational mechanics. Students will be evaluated for their creativity and practical implementation of the problem. Case study-based teaching learning (10), Program specific requirements (10), Video based seminar/presentation/demonstration (20) ADDING UPTO 40 MARKS.	40
MAXIMUM MARKS FOR THE CIE THEORY		100

RUBRIC FOR SEMESTER END EXAMINATION (THEORY)		
Q.NO.	CONTENTS	MARKS
PART A		
1	Objective type questions covering entire syllabus	20
PART B (Maximum of TWO Sub-divisions only; wherein one sub division will be a caselet in the related topics)		
2	Unit 1 : (Compulsory)	16
3 & 4	Unit 2 : Question 3 or 4	16
5 & 6	Unit 3 : Question 5 or 6	16
7 & 8	Unit 4 : Question 7 or 8	16
9 & 10	Unit 5: Question 9 or 10	16
TOTAL		100



Semester: V				
Digital Modulation and Coding				
Category: Professional Core Course				
(Theory & Practice)				
Course Code	:	ET352IA	CIE	: 100+50
Credits: L:T:P	:	3:0:1	SEE	: 100+50
Total Hours	:	45 L + 30P	SEE Duration	: 3 Hours
Unit-I				9 Hrs
Fundamental Limits on Performance of Sources and Channels: Uncertainty, Information, and Entropy, Source Coding Theorem, Huffman Coding, Discrete Memoryless Channels, Mutual Information, Channel Capacity, Channel Coding Theorem, Mutual Information, Channel Capacity theorem.				
Unit – II				9 Hrs
Detection Concepts: Model of Digital communication System, Gram-Schmidt Orthogonalization procedure, Geometric Interpretation of Signals, Response of Bank correlators to Noisy Input, Detection of known signals in noise, Probability of Error, Correlation Receiver, Matched Filter Receiver.				
Unit –III				9 Hrs
Baseband Transmission: Digital Modulation Formats, ISI, Nyquist criterion for distortion less baseband binary transmission, eye pattern.				
Band pass Transmission: Review of ASK, FSK, PSK schemes, QPSK, MSK, M-ary Data Transmission systems (M-ary PSK, M-ary QAM, M-ary FSK), Bandwidth efficiency, OFDM.				
Unit –IV				9 Hrs
Error-Control Coding: Rationale for Coding and Types of Codes, Discrete Memoryless Channels(coding Theorem)Linear Block Codes, Cyclic Codes, Convolution codes – Time domain and Transfer domain approaches, Viterbi decoding				
Unit –V				9 Hrs
Spread Spectrum Modulation: Pseudo noise sequences, Notion of Spread Spectrum, PN sequences, DSSS Coherent Binary PSK, Signal-Space Dimensionality and Processing Gain, Probability of Error, Frequency- Hop spread spectrum, Applications.				
Laboratory Experiments				
Part A				
1. Digital Modulation Scheme – FSK, PSK, QPSK generation and detection using MATLAB/SIMULINK				
2. Quadrature Amplitude modulation – generation and degeneration.				
3. Spread Spectrum systems – DSSS and FHSS.				
4. Huffman Coding				
5. Linear block code				
6. Cyclic code				
7. Convolution Coding				
Part B				
1. Time Division Multiplexing.				
2. Generation and Detection of PSK & DPSK signals.				
3. Generation and Detection of QPSK				
4. Generation of FSK signals				
5. PN sequence generation				



Course Outcomes: After completing the course, the students will be able to:-	
CO1	Explain basic principles of digital modulation techniques, Source coding and channel coding schemes and theorem.
CO2	Analyze & design various modulation and demodulation circuits and wide band modulation techniques with and without noise.
CO3	Apply Probability Theory, Random Variables, Random process knowledge in formulating and solving mathematical model for digital Communication system and Information theory.
CO4	Implement, Demonstrate and Evaluate the performance parameters of different digital communication circuits, Channel coder, Source Coder and wide band modulation techniques.

Reference Books:	
1.	Digital communication, Simon Haykin, 1988, Reprint 2009, John Wiley, ISBN: 9788126508242.
2.	Communication Systems, Simon Haykin, 5 th Edition, 2006, John Wiley and Sons, ISBN: 9788126509041
3.	Digital Communication, P. Ramakrishna Rao, Tata McGraw Hill, ISBN: 978-0-07-070776-4.
4.	Digital and Analog Communications, Sam Shanmugam, John Wiley, 2003.

RUBRIC FOR THE CONTINUOUS INTERNAL EVALUATION (THEORY)		
#	COMPONENTS	MARKS
1.	QUIZZES: Quizzes will be conducted in online/offline mode. TWO QUIZZES will be conducted & Each Quiz will be evaluated for 10 Marks. Each quiz is evaluated for 10 marks adding up to 20 MARKS	20
2.	TESTS: Students will be evaluated in test, descriptive questions with different complexity levels (Revised Bloom's Taxonomy Levels: Remembering, Understanding, Applying, Analyzing, Evaluating, and Creating). TWO tests will be conducted. Each test will be evaluated for 50Marks , adding upto 100 Marks. FINAL TEST MARKS WILL BE REDUCED TO 40 MARKS.	40
3.	EXPERIENTIAL LEARNING: Students will be evaluated for their creativity and practical implementation of the problem. Case study based teaching learning (10), Program specific requirements (10), Video based seminar/presentation/demonstration (10) Designing & Modeling (10) Phase 2 will be done in the exhibition mode (Demo/Prototype/any outcome). ADDING UPTO 40 MARKS.	40
4.	LAB: Conduction of laboratory exercises, lab report, observation, and analysis (30 Marks), lab test (10 Marks) and Innovative Experiment/ Concept Design and Implementation (10 Marks) adding up to 50 Marks. THE FINAL MARKS WILL BE 50 MARKS	50
MAXIMUM MARKS FOR THE CIE THEORY		150



RUBRIC FOR SEMESTER END EXAMINATION (THEORY)		
Q.NO.	CONTENTS	MARKS
PART A		
1	Objective type of questions covering entire syllabus	20
PART B (Maximum of THREE Sub-divisions only)		
2	Unit 1 : (Compulsory)	16
3 & 4	Unit 2 : Question 3 or 4	16
5 & 6	Unit 3 : Question 5 or 6	16
7 & 8	Unit 4 : Question 7 or 8	16
9 & 10	Unit 5: Question 9 or 10	16
TOTAL		100
RUBRIC FOR SEMESTER END EXAMINATION (LAB)		
Q.NO.	CONTENTS	MARKS
1	Write Up	10
2	Conduction of the Experiments	20
3	Viva	20
TOTAL		50



Semester: V			
Discrete Time Signal Processing			
Category: Professional Core Course			
(Theory & Practice)			
Course Code	:	ET353IA	CIE : 100+50 Marks
Credits: L:T:P	:	3:0:1	SEE : 100 +50 Marks
Total Hours	:	45L+30P	SEE Duration : 03 Hours
Unit-I			09 Hrs
Introduction to Discrete-Time Fourier Transform. Discrete Fourier transform: DFT, DFT as a linear Transformation, Properties of DFT: Periodicity, Linearity, and Symmetry properties, Multiplication of two DFTs and circular convolution, additional DFT properties.			
Unit – II			09 Hrs
Linear filtering methods based on the DFT: Use of DFT in linear filtering, Filtering of long data sequences. Efficient computation of DFT - FFT Algorithms: Direct computation of DFT, Radix-2 FFT Algorithms and Implementation of FFT Algorithms Structures of IIR Systems: Direct-form, Signal flow graphs, and Transposed, Cascade-form and Parallel-form Structures.			
Unit –III			09 Hrs
Design of IIR Filters: Analog Filters: Characteristics of commonly used Analog Filters–Butterworth and Chebyshev Type-1 filters, Design of Analog filters, Frequency Transformation in the Analog Domain. Digital Filters: Analog to Digital Transformations: Impulse Invariance Technique, Bilinear Transformation. Design of Digital IIR Filters using Impulse Invariance and Bilinear Transformation.			
Unit –IV			09 Hrs
Design of FIR Filters: Symmetric and anti-symmetric FIR Filters, Window functions, Design of Linear-phase FIR Filters using Windows, Design of Linear-phase FIR filters by Frequency-sampling method, Structures of FIR Systems: Direct-form, Cascade form, Linear-phase form, and Lattice structures.			
Unit –V			09 Hrs
Multirate Digital Signal Processing: Up sampling, Downsampling, Interpolation, and Decimation. Changing Sampling rate by a non-integer factor, Applications: CD Audio player, Multistage Decimation. Applications of DSP: Digital Crossover Audio system, Speech Coding and Compression, Interference Cancellation in Electrocardiography, Compact-Disc Recording System, and DTMF Generation and Detection.			
LABORATORY EXPERIMENTS			
Simulation-based experiments using MATLAB/SCILAB:			
<ol style="list-style-type: none"> 1. Generation of step, ramp, sinewave, and single/dual tone signals. 2. Computation of Linear and Circular Convolution, Deconvolution, Auto, and Cross-Correlation in both time and frequency domains. 3. Impulse response of the LTI system. 4. Computation of DFT and inverse DFT 5. Design of digital filters (IIR and FIR). 6. Demonstration of multirate operations. 			
Hardware experiments:			
Implementation of various operations: Linear and Circular Convolution, DFT, and Correlation.			

Course Outcomes: After completing the course, the students will be able to:-	
CO1	Explain the various signal processing operations and features of filters and processors.
CO2	Apply efficient methods/algorithms for the computation of frequency domain representation and vice-versa.
CO3	Analyze various signal processing applications and multi-rate operations.
CO4	Design, and implement analog and digital filters for required specifications.



Reference Books:	
1.	Digital Signal Processing, John G. Proakis, and Dimitris G. Manolakis, Pearson Education, 4 th Edition, 2014. ISBN: 81-317-1000-9
2.	Digital Signal Processing – Fundamentals and Applications, Li Tan, 2008, Elsevier Inc., ISBN: 978-0-12-374090-8
3.	Discrete -time signal processing, Alan Oppenheim, Ronald Schafer, John Buck, 2 nd Edition, 2013, Pearson Education, ISBN: 978-81-317-04929.
4.	Digital Signal Processing, A Practical Approach, Emmanuel C. Ifeachar, Barrie E. Jervis, Pearson Education, 2 nd Edition, 2003.

RUBRIC FOR THE CONTINUOUS INTERNAL EVALUATION (THEORY)		
#	COMPONENTS	MARKS
1.	QUIZZES: Quizzes will be conducted in online/offline mode. TWO QUIZZES will be conducted & Each Quiz will be evaluated for 10 Marks. Each quiz is evaluated for 10 marks adding up to 20 MARKS	20
2.	TESTS: Students will be evaluated in test, descriptive questions with different complexity levels (Revised Bloom's Taxonomy Levels: Remembering, Understanding, Applying, Analyzing, Evaluating, and Creating). TWO tests will be conducted. Each test will be evaluated for 50Marks , adding upto 100 Marks. FINAL TEST MARKS WILL BE REDUCED TO 40 MARKS.	40
3.	EXPERIENTIAL LEARNING: Students will be evaluated for their creativity and practical implementation of the problem. Case study based teaching learning (10), Program specific requirements (10), Video based seminar/presentation/demonstration (10) Designing & Modeling (10) Phase 2 will be done in the exhibition mode (Demo/Prototype/any outcome). ADDING UPTO 40 MARKS.	40
4.	LAB: Conduction of laboratory exercises, lab report, observation, and analysis (30 Marks), lab test (10 Marks) and Innovative Experiment/ Concept Design and Implementation (10 Marks) adding up to 50 Marks. THE FINAL MARKS WILL BE 50 MARKS	50
MAXIMUM MARKS FOR THE CIE THEORY		150



RUBRIC FOR SEMESTER END EXAMINATION (THEORY)		
Q.NO.	CONTENTS	MARKS
PART A		
1	Objective type of questions covering entire syllabus	20
PART B (Maximum of THREE Sub-divisions only)		
2	Unit 1 : (Compulsory)	16
3 & 4	Unit 2 : Question 3 or 4	16
5 & 6	Unit 3 : Question 5 or 6	16
7 & 8	Unit 4 : Question 7 or 8	16
9 & 10	Unit 5: Question 9 or 10	16
TOTAL		100
RUBRIC FOR SEMESTER END EXAMINATION (LAB)		
Q.NO.	CONTENTS	MARKS
1	Write Up	10
2	Conduction of the Experiments	20
3	Viva	20
TOTAL		50



Semester: V					
RF CIRCUITS					
Category: Professional Core Course					
(Theory)					
Course Code	:	ET354TA		CIE	: 100 Marks
Credits: L:T:P	:	3:1:0		SEE	: 100Marks
Total Hrs	:	45L +30 T		SEE Duration	: 3.00 Hrs
Unit-I					09 Hrs
<p>Introduction to Microwaves: Properties, Frequency bands, Application of Microwaves Transmission Lines: Transmission lines equations, Input Impedance derivation Special Cases of Transmission lines, Reflection and transmission coefficients, standing waves and SWR, Quarter wave transforms, Microstrip lines, Coplanar lines High frequency lines-Waveguides: Rectangular Waveguide-TE&TM modes, Cut-off frequency derivation, Excitation of waveguides (Only Qualitative Description)</p>					
Unit – II					09 Hrs
<p>S-Parameters: Review of S parameters and their properties and losses in microwave networks. (Only Qualitative description) Basic Smith chart – Construction, Basic Smith Chart Operations, Smith chart types-Impedance and Admittance Chart, Single Stub Tuning- Shunt Stubs, Series Stubs Impedance Matching networks: Goal of impedance matching, Components for matching, Concept of Matched Load, Matching network design using Lumped elements- RC, RL circuits</p>					
Unit –III					09 Hrs
<p>RF Passive Devices: Overview of Waveguide passive circuits, Circulators, Isolators, Properties of Power dividers, Wilkinson power dividers, Hybrid Couplers (Qualitative description with S-matrix), Digital Phase Shifters, Semiconductor Phase Shifter RF Filter Design: Basic filter configurations, Filter Transformation, Design of LPF and BPF using Insertion loss method</p>					
Unit –IV					09 Hrs
<p>High Power Microwave Sources: - Reflex Klystrons, Travelling Wave Tubes and Magnetron (only Qualitative description) Active RF Components: -Schottky Diodes- Detectors, PIN diodes: - as a switch and phase shifter. Gunn diode-Modes, RF Transistors- MESFET and HEMT Construction and V-I Characteristics, Microwave Integrated Circuits, HMIC, MMIC Features</p>					
Unit –V					09 Hrs
<p>Microwave Amplifiers:- Two port Power gains, Stability, Single stage Transistor Amplifier Design, Low Noise amplifier Design, Dynamic Range and Intermodulation Distortion, Power amplifier design</p>					
Tutorial Exercise:					
<ol style="list-style-type: none"> Design of biasing network, matching network, stability, Noise figure for a given transistor using ADS, Design of passive circuits using ADS, Design of amplifier for various Gain considerations using ADS Power amplifier design using AWR 					

Course Outcomes: After completing the course, the students will be able to:-	
CO1	Review and understand the Transmission Lines, S-parameters, Smith chart applications, Active RF semiconductor components.
CO2	Design and analyse the matching networks for the RF circuits using smith chart and EDA tool
CO3	Design RF Passive and Active circuits for given specifications
CO4	Evaluate the Performance of RF circuits through EDA tools.



Reference Books:	
1.	Microwave Engineering, David M Pozar, 3 rd Edition, 2011, John Wiley, ISBN-978-81-265-1049-8. 2
2.	RF and Microwave Electronics Illustrated, Matthew M. Radmanesh, 1st edition, 2004, Pearson Education, ISBN-978-81-775-8401-1
3.	RF Circuit Design Theory and Applications, Reinhold Ludwig, and Pavel Bretchko, 2004, Pearson Education edition, ISBN: 978-81-317-6218-9
4.	Fundamentals of RF and Microwave Transistor Amplifiers, Inder J Bahl, 2009, John Wiley & Sons Inc, ISBN: 9780470391662

RUBRIC FOR THE CONTINUOUS INTERNAL EVALUATION (THEORY)		
#	COMPONENTS	MARKS
1.	QUIZZES: Quizzes will be conducted in online/offline mode. TWO QUIZZES will be conducted & Each Quiz will be evaluated for 10 Marks. THE SUM OF TWO QUIZZES WILL BE THE FINAL QUIZ MARKS.	20
2.	TESTS: Students will be evaluated in test, descriptive questions with different complexity levels (Revised Bloom's Taxonomy Levels: Remembering, Understanding, Applying, Analyzing, Evaluating, and Creating). TWO tests will be conducted. Each test will be evaluated for 50 Marks, adding upto 100 Marks. FINAL TEST MARKS WILL BE REDUCED TO 40 MARKS.	40
3.	EXPERIENTIAL LEARNING: Some of the Experiential learning topics may include Reading Leadership books and summarizing, Analysis and interpretation of various economic reports, Visit to various organizations to understand organizational mechanics. Students will be evaluated for their creativity and practical implementation of the problem. Case study-based teaching learning (10), Program specific requirements (10), Video based seminar/presentation/demonstration (20) ADDING UPTO 40 MARKS.	40
MAXIMUM MARKS FOR THE CIE THEORY		100

RUBRIC FOR SEMESTER END EXAMINATION (THEORY)		
Q. NO.	CONTENTS	MARKS
PART A		
1	Objective type questions covering entire syllabus	20
PART B (Maximum of TWO Sub-divisions only)		
2	Unit 1 : (Compulsory)	16
3 & 4	Unit 2 : Question 3 or 4	16
5 & 6	Unit 3 : Question 5 or 6	16
7 & 8	Unit 4 : Question 7 or 8	16
9 & 10	Unit 5: Question 9 or 10	16
TOTAL		100



Semester: V			
MACHINE LEARNING			
Category: Professional Elective Course			
(Theory)			
Course Code	:	ET355TBA	CIE : 100 Marks
Credits: L:T:P	:	3:0:0	SEE : 100Marks
Total Hrs	:	45L	SEE Duration : 3.00 Hrs
Unit-I			09 Hrs
<p>Introduction to Python Programming: Variables, Data Types (string, list, tuple, dictionary, set), Conditional tests, Loops, Functions, Data Visualization: Matplotlib, plotting a simple line graph, downloading data and working with APIs.</p> <p>Statistics for ML-I: Inferential Statistics & Descriptive Statistics, Data Type, Population and Sample, Central Tendencies & Measures of Dispersion, Relationships in variables (covariance, ANOVA, Correlation, Kurtosis)</p>			
Unit – II			09 Hrs
<p>Statistics for ML-II: Normal Distribution, Poisson Distribution, Binomial Distribution, Hypothesis Testing, Central Limit Theorem, Degrees of Freedom, Confidence Interval, P-value</p> <p>Fundamentals of Machine Learning (ML): Definition and need, Types of ML systems, main challenges of ML, get the data, discover, and visualize the data to gain insights.</p> <p>Prepare to model: Exploring Structure of Data, Data Quality and Remediation, Data Pre-Processing.</p>			
Unit –III			09 Hrs
<p>Modelling and Evaluation: Introduction, selecting and training a Model (for Supervised Learning), Model Representation and Interpretability, Evaluating Performance of a Model, Supervised learning – classification, Supervised learning – regression, Unsupervised learning – clustering, Improving Performance of a Model</p> <p>Basics of Feature Engineering: Introduction, Feature Transformation, Feature construction, Feature extraction, Feature Subset Selection, Issues in high-dimensional data, Key drivers of feature selection – feature relevance and redundancy, Measures of feature relevance and redundancy, Overall feature selection process, Feature Selection Approaches</p>			
Unit –IV			09 Hrs
<p>Supervised ML Regression: Regression, Introduction, Example of Regression, Common Regression Algorithms, Simple linear regression, Multiple linear regression, Assumptions in Regression Analysis, Main Problems in Regression Analysis, Improving Accuracy of the Linear Regression Model, Polynomial Regression Model, Logistic Regression.</p> <p>Supervised Learning: Classification: KNN, Naive Bayes, SVM, decision trees, ensemble learning and random forest.</p>			
Unit –V			09 Hrs
<p>Unsupervised Learning: Introduction, Unsupervised vs Supervised Learning, Application of Unsupervised Learning, Clustering, Clustering as a machine learning task, Different types of clustering techniques, Partitioning methods, K-Medoids: a representative object-based technique, Hierarchical clustering, Density-based methods – DBSCAN, Finding Pattern using Association Rule, Definition of common terms, Association rule, The apriori algorithm for association rule learning, Build the apriori principle rules</p>			

Course Outcomes: After completing the course, the students will be able to:-	
CO1	Explain the fundamentals of python programming and statistics in developing machine learning techniques.
CO2	Analyse the different techniques of data pre-processing in ML techniques.
CO3	Evaluate different machine learning models to solve real world problems
CO4	Implement different supervised and unsupervised algorithms to machine learning models..



Reference Books:	
1.	Eric Matthes, Python Crash Course: A Hands-On, Project-Based Introduction to Programming, 2nd Edition, May 2019, ISBN-13: 9781593279288.
2.	Kothari C.R., Gaurav Garg, Research Methodology Methods and techniques, 4th edition, New Age International Publishers, 2020, ISBN: 978-93-86649-22-5.
3.	Amit Kumar Das, SaikatDutt, Subramanian Chandramouli, Machine Learning, Pearson Education India, April 2018 ISBN: 9789389588132.
4.	Ethem Alpaydin, Introduction to Machine Learning, 2nd Edition, 2010, PHI Publication, ISBN: 978-81-203-4160-9.

RUBRIC FOR THE CONTINUOUS INTERNAL EVALUATION (THEORY)		
#	COMPONENTS	MARKS
1.	QUIZZES: Quizzes will be conducted in online/offline mode. TWO QUIZZES will be conducted & Each Quiz will be evaluated for 10 Marks. THE SUM OF TWO QUIZZES WILL BE THE FINAL QUIZ MARKS.	20
2.	TESTS: Students will be evaluated in test, descriptive questions with different complexity levels (Revised Bloom’s Taxonomy Levels: Remembering, Understanding, Applying, Analyzing, Evaluating, and Creating). TWO tests will be conducted. Each test will be evaluated for 50 Marks, adding upto 100 Marks. FINAL TEST MARKS WILL BE REDUCED TO 40 MARKS.	40
3.	EXPERIENTIAL LEARNING: Some of the Experiential learning topics may include Reading Leadership books and summarizing, Analysis and interpretation of various economic reports, Visit to various organizations to understand organizational mechanics. Students will be evaluated for their creativity and practical implementation of the problem. Case study-based teaching learning (10), Program specific requirements (10), Video based seminar/presentation/demonstration (20) ADDING UPTO 40 MARKS.	40
MAXIMUM MARKS FOR THE CIE THEORY		100

RUBRIC FOR SEMESTER END EXAMINATION (THEORY)		
Q. NO.	CONTENTS	MARKS
PART A		
1	Objective type questions covering entire syllabus	20
PART B (Maximum of TWO Sub-divisions only)		
2	Unit 1 : (Compulsory)	16
3 & 4	Unit 2 : Question 3 or 4	16
5 & 6	Unit 3 : Question 5 or 6	16
7 & 8	Unit 4 : Question 7 or 8	16
9 & 10	Unit 5: Question 9 or 10	16
TOTAL		100



Semester: V					
Data Structures and Algorithms					
Category: Professional Elective Course					
(Theory)					
Course Code	:	ET355TBB		CIE	: 100 Marks
Credits: L:T:P	:	3:0:0		SEE	: 100Marks
Total Hrs	:	45L		SEE Duration	: 3.00 Hrs
Unit-I					9 Hrs
Introduction to Data Representation: Linear Lists, Linked, Matrices - Special Matrices					
Algorithm Analysis: Mathematical Background, Model, Run Time Calculations.					
Unit – II					9 Hrs
Data Structures - Stacks, Queues: Stacks using Linear, Link List, Applications - Towers of Hanoi, Switch Box Routing. Queues using Linear, Link List, Applications - Rail Road Car Arrangement, Image Component Labeling.					
Unit –III					9 Hrs
Binary and other Trees: Trees, Binary Trees, Properties and Representation of Binary Trees-Formula Based Representation, Linked Representation, Common Binary Tree Operations.					
Binary Search Tree (BST): Organizing data in a BST. Inserting and deleting items in a BST.					
Unit –IV					9 Hrs
Hashing: Hash table representation: Ideal hashing, hashing with linear open addressing, hash tables with chains.					
Priority Queues (Heaps): Model, Simple Implementations, Binary Heap, Leftist Heaps.					
Graph Algorithms: Definitions, Properties of graphs, Representation of Graphs, Shortest-Path Algorithms, Depth-First Search, Breadth-First Search.					
Unit –V					9 Hrs
Sorting Techniques: Bubble sort, Merge sort, Selection sort.					
Searching Techniques: Sequential Searching, Binary Searching.					
Algorithm Design Techniques: Greedy Algorithms, Divide and Conquer, Dynamic Programming, Backtracking Algorithms.					

Course Outcomes: After completing the course, the students will be able to:-	
CO1	Acquire the knowledge of classic data structures - array lists, linked lists, stacks, queues, heaps, binary trees, hash tables.
CO2	Design and analyze the applications using data structures.
CO3	Exhibit the competence through the choice of appropriate data structures.
CO4	Evaluate the performance of various algorithms using different data structures.

Reference Books:	
1.	Data Structures, Algorithms, and Applications in C++, Sartaj Sahni, 2000, McGraw Hill, ISBN:0-929306-33-3
2.	Big C++, Cay S. Horstmann, Timothy Budd, Wiley India (P.) Ltd, 1st Edition, 2009, ISBN:9788126509201
3.	The Complete Reference C++, Herbert Schildt, McGrawHill, 4th Edition, 2011, ISBN:9780070532465
4.	Data Structures and Algorithm Analysis in C++ (3rd edition), by M. A. Weiss. Addison-Wesley, ISBN-10: 032144146X & ISBN-13: 9780321441461.



RUBRIC FOR THE CONTINUOUS INTERNAL EVALUATION (THEORY)		
#	COMPONENTS	MARKS
1.	QUIZZES: Quizzes will be conducted in online/offline mode. TWO QUIZZES will be conducted & Each Quiz will be evaluated for 10 Marks. THE SUM OF TWO QUIZZES WILL BE THE FINAL QUIZ MARKS.	20
2.	TESTS: Students will be evaluated in test, descriptive questions with different complexity levels (Revised Bloom's Taxonomy Levels: Remembering, Understanding, Applying, Analyzing, Evaluating, and Creating). TWO tests will be conducted. Each test will be evaluated for 50 Marks, adding upto 100 Marks. FINAL TEST MARKS WILL BE REDUCED TO 40 MARKS.	40
3.	EXPERIENTIAL LEARNING: Some of the Experiential learning topics may include Reading Leadership books and summarizing, Analysis and interpretation of various economic reports, Visit to various organizations to understand organizational mechanics. Students will be evaluated for their creativity and practical implementation of the problem. Case study-based teaching learning (10), Program specific requirements (10), Video based seminar/presentation/demonstration (20) ADDING UPTO 40 MARKS.	40
MAXIMUM MARKS FOR THE CIE THEORY		100

RUBRIC FOR SEMESTER END EXAMINATION (THEORY)		
Q. NO.	CONTENTS	MARKS
PART A		
1	Objective type questions covering entire syllabus	20
PART B (Maximum of TWO Sub-divisions only)		
2	Unit 1 : (Compulsory)	16
3 & 4	Unit 2 : Question 3 or 4	16
5 & 6	Unit 3 : Question 5 or 6	16
7 & 8	Unit 4 : Question 7 or 8	16
9 & 10	Unit 5: Question 9 or 10	16
TOTAL		100



Semester: V						
Control Engineering						
Category: Professional Elective Course						
(Theory)						
Course Code	:	ET355TBC		CIE	:	100 Marks
Credits: L:T:P	:	3:0:0		SEE	:	100Marks
Total Hrs	:	45L		SEE Duration	:	3.00 Hrs
UNIT-I					09 Hrs	
Introduction: Control System, Digital computer control, Applications of control Theory, The control problem, Block diagram Algebra, Signal flow graphs.						
UNIT-II					09 Hrs	
Feedback and Non-feedback Systems: Reduction of parameter variations by the use of feedback, Time Response Analysis: Standard test signals, Time response of First and Second order System, Steady state errors and error constants. Introduction to PI, PD and PID Controllers.						
UNIT-III					09 Hrs	
Stability Analysis: Concepts of stability, Necessary conditions for Stability, Routh stability criterion, Relative stability analysis: more on the Routh stability criterion. Frequency domain analysis and stability: Correlation between time and frequency response, Bode Plots, All pass and minimum-phase systems. Introduction to lead, lag and lead- lag compensating networks.						
UNIT-IV					09 Hrs	
State Variable Analysis and Design: Introduction, concepts of state, state variables and state models, state variables and linear discrete time systems. Diagonalization, Solution of state equations.						
UNIT-V					09 Hrs	
Concepts of Controllability and Observability: Controllability, observability, effect of pole zero cancellation, Controllability and Observability (Discrete case). Pole placement by state feedback.						

Course Outcomes: After completing the course, the students will be able to:-	
CO1	Explain the concepts of control systems and applications.
CO2	Perform the analysis and design of the system using block diagram reduction techniques and signal flow graph method.
CO3	Analyze the stability of a system in the time domain and frequency domain.
CO4	Analyze the system using state variable approach.

Reference Books:	
1.	"Control Systems Engineering", J. Nagarath and M. Gopal, New Age International(P) Limited, Publishers, Fifth edition- 2005, ISBN:81- 224-2008-7.
2.	Modern Control Engineering", K.Ogata, Pearson Education Asia/PHI, 4thEdition, 2002. ISBN978-81 -203-4010- 7.
3.	"Control systems- Theory and Applications", Smarajit Gosh, Pearson Eduction, SBN-10 1831708284, 2008.
4.	"Feedback and Control System," Joseph J Distefano III et.al., Schaum's Outlines, TMH, 2ndEdition 2007.13.09.2023@#12102023



RUBRIC FOR THE CONTINUOUS INTERNAL EVALUATION (THEORY)		
#	COMPONENTS	MARKS
1.	QUIZZES: Quizzes will be conducted in online/offline mode. TWO QUIZZES will be conducted & Each Quiz will be evaluated for 10 Marks. THE SUM OF TWO QUIZZES WILL BE THE FINAL QUIZ MARKS.	20
2.	TESTS: Students will be evaluated in test, descriptive questions with different complexity levels (Revised Bloom's Taxonomy Levels: Remembering, Understanding, Applying, Analyzing, Evaluating, and Creating). TWO tests will be conducted. Each test will be evaluated for 50 Marks, adding upto 100 Marks. FINAL TEST MARKS WILL BE REDUCED TO 40 MARKS.	40
3.	EXPERIENTIAL LEARNING: Some of the Experiential learning topics may include Reading Leadership books and summarizing, Analysis and interpretation of various economic reports, Visit to various organizations to understand organizational mechanics. Students will be evaluated for their creativity and practical implementation of the problem. Case study-based teaching learning (10), Program specific requirements (10), Video based seminar/presentation/demonstration (20) ADDING UPTO 40 MARKS.	40
MAXIMUM MARKS FOR THE CIE THEORY		100

RUBRIC FOR SEMESTER END EXAMINATION (THEORY)		
Q. NO.	CONTENTS	MARKS
PART A		
1	Objective type questions covering entire syllabus	20
PART B (Maximum of TWO Sub-divisions only)		
2	Unit 1 : (Compulsory)	16
3 & 4	Unit 2 : Question 3 or 4	16
5 & 6	Unit 3 : Question 5 or 6	16
7 & 8	Unit 4 : Question 7 or 8	16
9 & 10	Unit 5: Question 9 or 10	16
TOTAL		100



Semester: V			
DIGITAL VLSI SYSTEMS			
Category: Professional Elective Course			
(Theory)			
Course Code	:	ET355TBD	CIE : 100 Marks
Credits: L:T:P	:	3:0:0	SEE : 100Marks
Total Hrs	:	45L	SEE Duration : 3.00 Hrs
Unit-I			09 Hrs
Review of MOS transistor: MOSFET operation, MOSFET current-voltage characteristics. Geometrical effects: Channel length modulation, Substrate bias effect, Short-channel effects, Sub-threshold conduction, DIBL, Punch-through, Hot-carrier injection, Carrier-mobility degradation.			
Unit – II			09 Hrs
CMOS Circuits I: CMOS Inverter operation with VTC, Design of CMOS Inverter, Delay-time definitions, CMOS Ring Oscillator Circuit, CMOS Logic Circuits, Pseudo-nMOS circuits, CMOS Transmission Gates, Multiplexer-based Latches and Flip-flops, CMOS D-Latch and Flip-flop.			
Unit –III			09 Hrs
CMOS Circuits II : Dynamic CMOS, Domino CMOS, TSPC Dynamic CMOS circuits (D-Latch and Flip-flops). BiCMOS Inverter. Memories: One-Transistor DRAM cell, Full CMOS SRAM cell, Non-volatile Memory: 4-bit x 4-bit NOR and NAND-based ROM array.			
Unit –IV			09 Hrs
Low-Power CMOS Logic Circuits: Need for low-power design, Supply voltage scaling, Overview of Power Consumption, Low-Power design through Voltage Scaling, Variable-Threshold CMOS (VTCMOS) Circuits, Multiple-Threshold CMOS (MTCMOS) Circuits, Pipelining Approach, Parallel Processing Approach, Introduction to adiabatic CMOS gates.			
Unit –V			09 Hrs
Estimation and Optimization of Switching Activity: Switching activity, Reduction in switching activity, Glitch reduction, Gated clock signals. VLSI Design Flow. Fabrication Process Flow: Basic steps, Fabrication of the nMOS Transistor, CMOS n-Well Process, Stick diagram and layouts for CMOS logic circuits.			

Course Outcomes: After completing the course, the students will be able to:-	
CO1	Apply the fundamentals of semiconductor physics in MOS transistors and analyze the geometrical effects of MOS transistors and discuss various sources of power consumption.
CO2	Analyze the working of CMOS inverter, and variants of CMOS logic circuits, and draw stick diagrams for CMOS circuits.
CO3	Evaluate various low power approaches to minimize power consumption and analyze the CMOS circuits.
CO4	Design and realize combinational, sequential digital circuits and memory cells in CMOS logic.

Reference Books:	
1.	CMOS Digital Integrated Circuits: Analysis and Design, Sung-Mo Kang and Yusuf Leblebici, 3 rd Edition, Tata McGraw-Hill, ISBN: 0070530777, 2003.
2.	Basic VLSI Design, Douglas A. Pucknell and Kamran Eshraghian, 3 rd Edition, 2003, PHI, ISBN: 8120309863.
3.	Digital Integrated Circuits: A Design Perspective, Jan M. Rabaey. Anantha Chandrakasan, and Borivoje Nikolic, 2 nd Edition, Pearson Education India, ISBN: 9385152343.
4.	Deep-Submicron CMOS ICs, Harry Veendrick, 2 nd Edition, 2000, Kluwer academic publishers, ISBN: 9044001116.



RUBRIC FOR THE CONTINUOUS INTERNAL EVALUATION (THEORY)		
#	COMPONENTS	MARKS
1.	QUIZZES: Quizzes will be conducted in online/offline mode. TWO QUIZZES will be conducted & Each Quiz will be evaluated for 10 Marks. THE SUM OF TWO QUIZZES WILL BE THE FINAL QUIZ MARKS.	20
2.	TESTS: Students will be evaluated in test, descriptive questions with different complexity levels (Revised Bloom's Taxonomy Levels: Remembering, Understanding, Applying, Analyzing, Evaluating, and Creating). TWO tests will be conducted. Each test will be evaluated for 50 Marks, adding upto 100 Marks. FINAL TEST MARKS WILL BE REDUCED TO 40 MARKS.	40
3.	EXPERIENTIAL LEARNING: Some of the Experiential learning topics may include Reading Leadership books and summarizing, Analysis and interpretation of various economic reports, Visit to various organizations to understand organizational mechanics. Students will be evaluated for their creativity and practical implementation of the problem. Case study-based teaching learning (10), Program specific requirements (10), Video based seminar/presentation/demonstration (20) ADDING UPTO 40 MARKS.	40
MAXIMUM MARKS FOR THE CIE THEORY		100

RUBRIC FOR SEMESTER END EXAMINATION (THEORY)		
Q. NO.	CONTENTS	MARKS
PART A		
1	Objective type questions covering entire syllabus	20
PART B (Maximum of TWO Sub-divisions only)		
2	Unit 1 : (Compulsory)	16
3 & 4	Unit 2 : Question 3 or 4	16
5 & 6	Unit 3 : Question 5 or 6	16
7 & 8	Unit 4 : Question 7 or 8	16
9 & 10	Unit 5: Question 9 or 10	16
TOTAL		100



Semester: V			
IMAGE PROCESSING			
Category: Professional Elective Course			
(Theory)			
Course Code	:	ET355TBE	CIE : 100 Marks
Credits: L:T:P	:	3:0:0	SEE : 100Marks
Total Hrs	:	45L	SEE Duration : 3.00 Hrs
Unit-I			9 Hrs
Introduction: Introduction to Digital Image Processing, Origins of Digital Image Processing, Examples of fields that use DIP, Fundamental Steps in digital Image Processing, Components of an Image Processing System.			
Digital Image Fundamentals: Elements of Visual Perception, Light and the Electromagnetic Spectrum, Image Sensing and Acquisition, Image Sampling and Quantization, Some Basic Relationships Between Pixels, introduction to the Basic Mathematical Tools Used in Digital Image Processing			
Unit – II			9 Hrs
Intensity Transformations and Spatial Filtering: Basic Intensity Transformation Functions, Histogram Processing, Fundamentals of Spatial Filtering, Smoothing (Lowpass) Spatial Filters, Sharpening (Highpass) Spatial Filters, Highpass, Bandreject, and Bandpass Filters from Low pass Filters, Combining Spatial Enhancement Methods.			
Unit –III			9 Hrs
Image Restoration and Reconstruction : A Model of the Image Degradation/Restoration process, Noise Models, Restoration in the Presence of Noise Only—Spatial Filtering, Periodic Noise Reduction Using Frequency Domain Filtering, Linear, Position-Invariant Degradations, Estimating the Degradation Function, Inverse Filtering, Minimum Mean Square Error (Wiener) Filtering, Constrained Least Squares Filtering, Geometric Mean Filter, Image Reconstruction from Projections.			
Unit –IV			9 Hrs
Color Image Processing : Color Fundamentals, Color Models, Pseudo color Image Processing, Basics of Full-Color Image Processing, Color Transformations, Color Image Smoothing and Sharpening , Using Color in Image Segmentation, Noise in Color Images, Color Image Compression			
Unit –V			9 Hrs
Image Compression and Watermarking: Fundamentals, Huffman Coding, Arithmetic Coding, LZW Coding, Run-length Coding, Block Transform Coding, JPEG—still image compression, JPEG–2000 compression, MPEG—full-motion video compression, Digital Image Watermarking			

Course Outcomes: After completing the course, the students will be able to:-	
CO1	Explain fundamental principles of digital image processing and its applications.
CO2	Apply image processing techniques in both spatial and frequency domains.
CO3	Analyze and apply different operations on an image for various applications.
CO4	Apply and justify the use of image processing in modern multimedia communication, society

Reference Books:	
1.	Digital Image Processing, Rafael C. Gonzalez and Richard E. Woods, Pearson Education, 4 th Edition, 2018, ISBN-13: 978-1-292-22304-9.
2.	Image Processing, Analysis, and Machine Vision, Milan Sonka, Vaclav Hlavac, Prague Roger Boyle, Cengage Learning, Fourth Edition, 2015, ISBN-13: 978-1-133-59360-7
3.	Fundamentals of Digital Image Processing, Anil K. Jain, Pearson Education / PHI, 2001, ISBN: 9780133361650.
4.	Digital Image Processing, William K. Pratt, 3 rd Edition John Wiley, 2004.



RUBRIC FOR THE CONTINUOUS INTERNAL EVALUATION (THEORY)		
#	COMPONENTS	MARKS
1.	QUIZZES: Quizzes will be conducted in online/offline mode. TWO QUIZZES will be conducted & Each Quiz will be evaluated for 10 Marks. THE SUM OF TWO QUIZZES WILL BE THE FINAL QUIZ MARKS.	20
2.	TESTS: Students will be evaluated in test, descriptive questions with different complexity levels (Revised Bloom's Taxonomy Levels: Remembering, Understanding, Applying, Analyzing, Evaluating, and Creating). TWO tests will be conducted. Each test will be evaluated for 50 Marks, adding upto 100 Marks. FINAL TEST MARKS WILL BE REDUCED TO 40 MARKS.	40
3.	EXPERIENTIAL LEARNING: Some of the Experiential learning topics may include Reading Leadership books and summarizing, Analysis and interpretation of various economic reports, Visit to various organizations to understand organizational mechanics. Students will be evaluated for their creativity and practical implementation of the problem. Case study-based teaching learning (10), Program specific requirements (10), Video based seminar/presentation/demonstration (20) ADDING UPTO 40 MARKS.	40
MAXIMUM MARKS FOR THE CIE THEORY		100

RUBRIC FOR SEMESTER END EXAMINATION (THEORY)		
Q. NO.	CONTENTS	MARKS
PART A		
1	Objective type questions covering entire syllabus	20
PART B (Maximum of TWO Sub-divisions only)		
2	Unit 1 : (Compulsory)	16
3 & 4	Unit 2 : Question 3 or 4	16
5 & 6	Unit 3 : Question 5 or 6	16
7 & 8	Unit 4 : Question 7 or 8	16
9 & 10	Unit 5: Question 9 or 10	16
TOTAL		100



Semester: V					
BASIC LINEAR ALGEBRA					
Category: Professional Elective Course					
(Theory)					
Course Code	:	ET256TCA		Duration	: 8 Weeks
Credits: L:T:P	:	2:0:0			

<p>Week 1 : Matrices and Matrix operations, REF Week 2 : Linear systems, Gauss Elimination and Inverse of a matrix Week 3 : R^n; subspaces, linear independence, rank of a matrix Week 4 : Determinants, rank, invertibility Week 5 : Linear transformations, rank-nullity Week 6 : Inner product spaces, Gram-Schmidt process Week 7 : Eigenvalues and Eigenvectors Week 8 : Similarity, diagonalization and applications</p>

Reference Books	
1	From Geometry to Algebra, an introduction to linear Algebra, Inder K Rana, Ane Books 2007.



Semester: V					
ELECTROMAGNETIC WAVES IN GUIDED AND WIRELESS MEDIA					
Category: Professional Elective Course					
Stream: Electronics and Telecommunication Engineering					
(Theory)					
Course Code	:	ET256TCB		Duration	: 8 Weeks
Credits: L:T:P	:	2:0:0			

- Week 1** : Transmission lines
- Week 2** : Applications of transmission lines
- Week 3** : EM waves in free-space
- Week 4** : Diffraction of EM waves
- Week 5** : Guided waves in metallic waveguides
- Week 6** : Guided waves in dielectric waveguides
- Week 7** : Fundamentals of radiation
- Week 8** : Wireless channel modeling

Reference Books	
1	Electromagnetic waves, D. H. Staelin et al, 1993.
2	Electromagnetic wave propagation, radiation and scattering, A. Ishimaru, 2017
3	Fields and waves in modern communication electronics, S. Ramo et. al., Wiley 1993
4	Digital communications with emphasis on data modems, R. W. Middlestead, 2017.



Semester: V					
CLOUD COMPUTING AND DISTRIBUTED SYSTEMS					
Category: Professional Elective Course					
(Theory)					
Course Code	:	ET256TCC		Duration	: 8 Weeks
Credits: L:T:P	:	2:0:0			

Week 1: Introduction to Clouds, Virtualization and Virtual Machine

1. Introduction to Cloud Computing: Why Clouds, What is a Cloud, Whats new in todays Clouds, Cloud computing vs. Distributed computing, Utility computing, Features of today’s Clouds: Massive scale, AAS Classification: HaaS, IaaS, PaaS, SaaS, Data-intensive Computing, New Cloud Paradigms, Categories of Clouds: Private clouds, Public clouds
2. Virtualization: What’s virtualization, Benefits of Virtualization, Virtualization Models: Bare metal, Hosted hypervisor
3. Types of Virtualization: Processor virtualization, Memory virtualization, Full virtualization, Para virtualization, Device virtualization
4. Hotspot Mitigation for Virtual Machine Migration: Enterprise Data Centers, Data Center Workloads, Provisioning methods, Sandipiper Architecture, Resource provisioning, Black-box approach, Gray-box approach, Live VM Migration Stages, Hotspot Mitigation

Week 2: Network Virtualization and Geo-distributed Clouds

1. Server Virtualization: Methods of virtualization: Using Docker, Using Linux containers, Approaches for Networking of VMs: Hardware approach: Single-root I/O virtualization (SR-IOV), Software approach: Open vSwitch, Mininet and its applications
2. Software Defined Network: Key ideas of SDN, Evolution of SDN, SDN challenges, Multi-tenant Data Centers: The challenges, Network virtualization, Case Study: VL2, NVP
3. Geo-distributed Cloud Data Centers: Inter-Data Center Networking, Data center interconnection techniques: MPLS, Google’s B4 and Microsoft’s Swan

Week 3: Leader Election in Cloud, Distributed Systems and Industry Systems

1. Leader Election in Rings (Classical Distributed Algorithms): LeLann-Chang-Roberts (LCR) algorithm, The Hirschberg and Sinclair (HS) algorithm
2. Leader Election (Ring LE & Bully LE Algorithm): Leader Election Problem, Ring based leader election, Bully based leader election, Leader Election in Industry Systems: Google’s Chubby and Apache Zookeeper
3. Design of Zookeeper: Race condition, Deadlock, Coordination, Zookeeper design goals, Data model, Zookeeper architecture, Sessions, States, Usecases, Operations, Access Control List (ACL), Zookeeper applications: Katta, Yahoo! Message Broker

Week 4: Classical Distributed Algorithms and the Industry Systems

1. Time and Clock Synchronization in Cloud Data Centers: Synchronization in the cloud, Key challenges, Clock Skew, Clock Drift, External and Internal clock synchronization, Christians algorithm, Error bounds, Network time protocol (NTP), Berkley’s algorithm, Datacenter time protocol (DTP), Logical (or Lamport) ordering, Lamport timestamps, Vector timestamps
2. Global State and Snapshot Recording Algorithms: Global state, Issues in Recording a Global State, Model of Communication, Snapshot algorithm: Chandy-Lamport Algorithm
3. Distributed Mutual Exclusion: Mutual Exclusion in Cloud, Central algorithm, Ring-based Mutual Exclusion, Lamport’s algorithm, Ricart-Agrawala’s algorithm, Quorum-based Mutual Exclusion, Maekawa’s algorithm, Problem of Deadlocks, Handling Deadlocks, Industry Mutual Exclusion : Chubby



Week 5: Consensus, Paxos and Recovery in Clouds

1. Consensus in Cloud Computing and Paxos: Issues in consensus, Consensus in synchronous and asynchronous system, Paxos Algorithm
2. Byzantine Agreement: Agreement, Faults, Tolerance, Measuring Reliability and Performance, SLIs, SLOs, SLAs, TLAs, Byzantine failure, Byzantine Generals Problem, Lamport-Shostak-Pease Algorithm, Fischer-Lynch-Paterson (FLP) Impossibility
3. Failures & Recovery Approaches in Distributed Systems: Local checkpoint, Consistent states, Interaction with outside world, Messages, Domino effect, Problem of Livelock, Rollback recovery schemes, Checkpointing and Recovery Algorithms: Koo-Toueg Coordinated Checkpointing Algorithm

Week 6: Cloud Storage: Key-value stores/NoSQL

1. Design of Key-Value Stores: Key-value Abstraction, Key-value/NoSQL Data Model, Design of Apache Cassandra, Data Placement Strategies, Snitches, Writes, Bloom Filter, Compaction, Deletes, Read, Membership, CAP Theorem, Eventual Consistency, Consistency levels in Cassandra, Consistency Solutions
2. Design of HBase: What is HBase, HBase Architecture, Components, Data model, Storage Hierarchy, Cross-Datcenter Replication, Auto Sharding and Distribution, Bloom Filter, Fold, Store, and Shift

Week 7: P2P Systems and their use in Industry Systems

1. Peer to Peer Systems in Cloud Computing: Napster, Gnutella, FastTrack, BitTorrent, DHT, Chord, Pastry and Kelips.

Week 8: Cloud Applications: MapReduce, Spark and Apache Kafka

1. MapReduce: Paradigm, Programming Model, Applications, Scheduling, Fault-Tolerance, Implementation Overview, Examples
2. Introduction to Spark: Resilient Distributed Datasets (RDDs), RDD Operations, Spark applications: Page Rank Algorithm, GraphX, GraphX API, GraphX working
3. Introduction to Kafka: What is Kafka, Use cases for Kafka, Data model, Architecture, Types of messaging systems, Importance of brokers

Reference Books

1	Distributed and Cloud Computing From Parallel Processing to the Internet of Things- Kai Hwang, Jack Dongarra, Geoffrey Fox.
2	Cloud Computing: Principles and Paradigms, Editors: Rajkumar Buyya, James Broberg, Andrzej M. Goscinski, Wile, 2011
3	Distributed Computing: Principles, Algorithms, and Systems- Ajay D. Kshemkalyani and Mukesh Singhal
4	Distributed Computing: Fundamentals, Simulations and Advanced Topics-Hagit Attiya and Jennifer Welch



Semester: V					
AN INTRODUCTION TO INFORMATION THEORY					
Category: Professional Elective Course					
(Theory)					
Course Code	:	ET256TCD		Duration	: 8 Weeks
Credits: L:T:P	:	2:0:0			

<p>Week 1: Introduction: Entropy, Relative Entropy, Mutual Information; Information Inequalities;</p> <p>Week 2: Block to variable length coding-I: Prefix-free code, Block to variable length coding-II: Bounds on optimal codelength; Block to variable length coding-III: Huffman coding.</p> <p>Week 3: Variable to block length coding, The asymptotic equipartition property, Block to block coding of DMS</p> <p>Week 4: Universal Source Coding-I: Lempel-Ziv Algorithm-LZ77, Universal source coding-II: Lempel-Ziv Welch Algorithm (LZW)</p> <p>Week 5: Coding for sources with memory, Channel capacity of discrete memoryless channels.</p> <p>Week 6: Joint typical sequences, Noisy channel coding theorem; Differential entropy;</p> <p>Week 7: Gaussian Channel; Parallel Gaussian Channel.</p> <p>Week 8: Rate Distortion Theory; Blahut-Arimoto Algorithm for computation of channel capacity and rate- distortion function.</p>
--

Reference Books	
1	James L. Massey, Lecture notes on ``Applied Digital Information Theory I''.
2	David J. C. MacKay, ``Information Theory, Inference, and Learning Algorithms'', Cambridge University Press.
3	Thomas M. Cover, Joy A. Thomas, ``Elements of Information Theory'', 2nd Edition, John Wiley & Sons, 2006.
4	Robert G. Gallager, ``Information Theory and Reliable Communications'', John Wiley & Sons, 1968.
5	Raymond W. Yeung, ``Information Theory and Network Coding'', Springer, 2008.
6	Robert Ash, ``Information Theory'', Dover Publications, 1965.
7	Imre Csiszar and Jonos Korner, ``Information Theory'', Second edition, Cambridge University Press, 2011



Semester: V					
VLSI SIGNAL PROCESSING					
Category: Professional Elective Course					
Course Code	:	ET256TCE	Duration	:	8 Weeks
Credits: L:T:P	:	2:0:0			

<p>Week 1: Graphical representation of DSP algorithms, signal flow graph (SFG), data flow graph (DFG) and dependence graph (DG), high level transformation, critical path.</p> <p>Week 2 :Retiming of DFG, critical path minimization by retiming, loop retiming and iteration bound</p> <p>Week 3 :Cutset retiming, design of pipelined DSP architectures, examples</p> <p>Week 4 :Parallel realization of DSP algorithms, idea of unfolding, unfolding theorem, loop unfolding</p> <p>Week 5: Polyphase decomposition of transfer functions, hardware efficient parallel realization of FIR filters, 2-parallel and 3-parallel filter architectures.</p> <p>Week 6 :Hardware minimization by folding, folding formula, examples from biquad digital filters,</p> <p>Week 7 :Delay optimization by folding, lifetime analysis, forward-backward data allocation, examples from digital filters</p> <p>Week 8 :Pipelining digital filters, look ahead techniques, clustered and scattered look ahead, combining parallel processing with pipelining in digital filters</p>
--

Reference Books	
1	."VLSI Digital Signal Processing Systems", Keshab K. Parhi, Wiley Eastern
2	"Digital Signal Processing for Multimedia Systems", Keshab K. Parhi and Takao Nishitani, Marcel Dekker.
3	"Pipelined Lattice and Wave Digital Recursive Filters", J. G. Chung and Keshab K. Parhi, Kluwer.



Semester: VI						
FUNDAMENTALS OF ENTREPRENEURSHIP & INTELLECTUAL PROPERTY RIGHTS						
(Theory)						
Course Code	:	HS361TA		CIE	:	100 Marks
Credits: L:T:P	:	3:0:0		SEE	:	100 Marks
Total Hours	:	45Hrs		SEE Duration	:	3.00 Hours
Unit-I					09Hrs	
<p>Introduction to Entrepreneurship: Definition and Scope of Entrepreneurship, Importance of Entrepreneurship in Engineering Innovation and Economic Growth, Techniques for Identifying Entrepreneurial Opportunities, Types of Entrepreneurs: Innovative, Imitative, Fabian, Characteristics and Traits of Successful Entrepreneurs.</p> <p>Role in economic development- Emerging Trends in Entrepreneurship, Entrepreneur and Entrepreneurship, characteristics of Entrepreneur, Myths about Entrepreneurship, Entrepreneur vs Intrapreneur, Role of Entrepreneurial Teams</p> <p>Activities: Case study on Entrepreneurship in Indian Scenario, Ideation Workshops and Hackathons,</p>						
Unit – II					09 Hrs	
<p>Entrepreneurial Opportunity Evaluation: Identifying Market Opportunities and Trends, Integration of Engineering Principles in Ideation Process, Cross-Disciplinary Collaboration for Technological Innovation, Assessing Market Feasibility and Demand Analysis, Evaluating Technical Feasibility: Prototype Development, Proof of Concept, Financial Feasibility Analysis: Cost Estimation, Revenue Projection, Break-Even Analysis.</p> <p>Business Planning and Strategy Development: Elements of a Business Plan, Executive Summary, Company Description, Market Analysis, writing a Business Plan: Structure and Components, Strategic Planning: Vision, Mission, Goals, Objectives, SWOC Analysis, Competitive Strategy: Porter's Generic Strategies, Differentiation, Cost Leadership, Focus Strategy, Growth Strategies: Organic Growth, Mergers and Acquisitions, Strategic Alliances</p> <p>Activities: Writing a Business Plan on given templates, Developing Business Models and Prototypes Based on Generated Ideas</p>						
Unit –III					09Hrs	
<p>Entrepreneurial Marketing and Sales: Basics of Marketing: Product, Price, Place, Promotion (4Ps), Market Segmentation, Targeting, and Positioning (STP), Branding and Product Development Strategies, Creating a Unique Value Proposition (UVP) Digital Marketing: Social Media Marketing, Content Marketing, SEO, SEM, Sales Techniques and Customer Relationship Management (CRM). Entrepreneurial Finance and Resource Management: Sources of Financing: Equity Financing, Debt Financing, Venture Capital, Angel Investors, Crowdfunding, Financial Management: Budgeting, Cash Flow Management, Financial Statements Analysis, Risk Management and Insurance, Human Resource Management: Recruitment, Training, Performance Evaluation, Legal and Ethical Issues in Entrepreneurship: Intellectual Property Rights, Contracts, Corporate Governance</p> <p>Activities:Case Studies and Practical Applications</p>						
Unit –IV					09Hrs	
<p>Introduction to IP : Types of Intellectual Property</p> <p>Patents: Introduction, Scope and salient features of patent; patentable and non-patentable inventions, Patent Procedure - Overview, Transfer of Patent Rights; protection of traditional knowledge, Infringement of patents and remedy, Case studies, Patent Search and Patent Drafting, Commercialization and Valuation of IP.</p> <p>Trade Marks: Concept, function and different kinds and forms of Trade marks, Registrable and non-registrable marks. Registration of Trade Mark; Deceptive similarity; Transfer of Trade Mark, ECO Label, Passing off, Infringement of Trade Mark with Case studies and Remedies.</p>						
Unit –V					09 Hrs	
<p>Trade Secrets: Definition, Significance, Tools to protect Trade secrets in India.</p> <p>Industrial Design: Introduction of Industrial Designs Features of Industrial, Design. Procedure for obtaining Design Protection, Revocation, Infringement and Remedies, Case studies.</p> <p>Copy Right: Introduction, Nature and scope, Rights conferred by copy right, Copy right protection, transfer of copy rights, right of broad casting organizations and performer's rights, Exceptions of Copy Right, Infringement of Copy Right with case studies.</p>						



Course Outcomes: After completing the course, the students will be able to:-	
CO1	Understand the concepts of entrepreneurship and cultivate essential attributes to become an entrepreneur or Intrapreneur and demonstrate skills such as problem solving, team building, creativity and leadership.
CO2	Comprehend the process of opportunity identification of market potential and customers while developing a compelling value proposition solutions.
CO3	Analyse and refine business models to ensure sustainability and profitability and build a validated MVP of their practice venture idea and prepare business plan, conduct financial analysis and feasibility analysis to assess the financial viability of a venture.
CO4	Apply insights into the strategies and methods employed to attain a range of benefits from these IPs and deliver an investible pitch deck of their practice venture to attract stakeholders
CO5	Knowledge and competence related exposure to the various Legal issues pertaining to Intellectual Property Rights with the utility in engineering perspectives

Reference Books:	
1.	Donald F. Kuratko , "Entrepreneurship: Theory, Process, and Practice", South-Western Pub publishers, 10th edition, 2016,978-ISBN-13: 1305576247
2.	Eric Ries, “The Lean Startup: How Today's Entrepreneurs Use Continuous Innovation to Create Radically Successful Businesses”, Crown Currency Publishers,1 st Edition, 2011, ISBN-13: 978-0307887894.
3.	Dr B L Wadehra, Law Relating to Intellectual Property, universa Law publishers 05th edition, ISBN : 9789350350300 .
4.	Intellectual Property Rights: Unleashing Knowledge Economy, Prabuddha Ganguly, 1 st Edition, 2001, Tata McGraw Hill Publishing Company Ltd., New Delhi, ISBN: 0074638602.

RUBRIC FOR THE CONTINUOUS INTERNAL EVALUATION (THEORY)		
#	COMPONENTS	MARKS
1	QUIZZES: Quizzes will be conducted in online/offline mode. TWO QUIZZES will be conducted & Each Quiz will be evaluated for 10 Marks. THE SUM OF TWO QUIZZES WILL BE THE FINAL QUIZ MARKS.	20
2	TESTS: Students will be evaluated in test, descriptive questions with different Complexity levels (Revised Bloom’s Taxonomy Levels: Remembering, Understanding, Applying, Analyzing, Evaluating, and Creating). TWO tests will be conducted. Each test will be evaluated for 50 Marks, adding up to 100 Marks. FINAL TEST MARKS WILL BE REDUCED TO 40 MARKS.	40
3	EXPERIENTIAL LEARNING: Some of the Experiential learning topics may include Reading Leadership books and summarizing, Analysis and interpretation of various economic reports, Visit to various organizations to understand organizational mechanics. Students will be evaluated for their creativity and practical implementation of the problem. Case study-based teaching learning (10), Program specific requirements (10), Video based seminar/presentation/demonstration (20) ADDING UPTO 40 MARKS.	40
MAXIMUM MARKS FOR THE CIE THEORY		100



RUBRIC FOR SEMESTER END EXAMINATION (THEORY)		
Q. NO.	CONTENTS	MARKS
PART A		
1	Objective type questions covering entire syllabus	20
PART B (Maximum of TWO Sub-divisions only)		
2	Unit 1 : (Compulsory)	16
3 & 4	Unit 2 : Question 3 or 4	16
5 & 6	Unit 3 : Question 5 or 6	16
7 & 8	Unit 4 : Question 7 or 8	16
9 & 10	Unit 5: Question 9 or 10	16
TOTAL		100



Semester: VI					
ANTENNA THEORY AND DESIGN					
Category: Professional Core Course					
(Theory+ Practice)					
Course Code	:	ET362IA		CIE	: 100+50 Marks
Credits: L:T:P	:	3:0:1		SEE	: 100+50 Marks
Total Hours	:	45L+30P		SEE Duration	: 3 Hours
Unit-I					9 Hrs
<p>Antenna Basics: Basic antenna parameters, Radiation patterns, Radiation Intensity, Beam area, Beam Efficiency, Directivity and Gain, Antenna field zones, Radiation intensity, Power patterns, Electric dipole-fields of short dipole and Half wave dipole (Qualitative description), radiation resistance of short and half wave dipole.</p> <p>Antenna Arrays: Introduction, pattern multiplication, Array of two isotropic point sources with various cases, Derivation of Array factor, Array factor N element linear array, Broadside, End fire array and Extended End Fire array</p>					
Unit – II					9 Hrs
<p>RF Antennas: Yagi-Uda array, Rectangular Horn antenna and its radiation characteristics, Parabolic antenna: Paraboloid reflector, Feed methods for parabolic reflectors. Helical antenna geometry and its modes, Surface Wave and Leaky wave Antennas</p> <p>Antennas for Special Applications :-Antennas for Terrestrial Mobile communications systems, Antennas for Ground Penetrating Radars, Embedded Antennas, Ultra-Wide band Antennas</p>					
Unit –III					9 Hrs
<p>Microstrip Antennas: Introduction, Advantages and Limitations, Rectangular Microstrip antenna, feeding methods, Transmission line Model Analysis.</p> <p>Antenna Design for Wireless Communication and Mobile Phones - Mobile Communication Standards, Mobile Phone Antennas, Multiband Antenna Design for Mobile Phones, Printed Antenna Arrays: Linear Microstrip Antenna Arrays, Planar Microstrip Antenna Arrays, Feed Techniques for Array Antenna, Bandwidth Enhancement Technique of Microstrip Array Antenna</p>					
Unit –IV					9 Hrs
<p>Phased Array Antennas- Passive Phased Arrays, Active Phased Arrays, Hybrid Phased Arrays, Phased Array Theory, Active Phased Array Antenna Design, Need for Smart Antennas, Smart Antenna Configurations, Switched beam and Adaptive Approach, Space Division multiple access, Architecture of Smart Antenna System, Benefits and Drawbacks , Mutual Coupling Effects</p>					
Unit –V					9 Hrs
<p>Wave Propagation: Wave Propagation – Categorizations and General Classifications, Different Modes of Wave Propagation, Ground Wave Propagation -Plane Earth Reflections, Space and Surface Waves, Wave Tilt, Space Wave Propagation-Field Strength of Space wave, Scattering Phenomena, Troposphere Propagation.</p> <p>Antenna Measurements Anechoic chamber and Absorbing materials, Antenna Ranges, Radiation Patterns, Gain Measurements, Directivity Measurements, Impedance Measurements, Polarization Measurements, Radiation Efficiency, Vector Network Analyzer - block diagram and Measurements</p>					
Laboratory Experiments					
Students are expected to implement the following circuits on Microwave Benches					
<ol style="list-style-type: none"> 1. Characterization of Gunn diode sources, Microstrip devices 2. Characterization of Directional Coupler, Tee junctions 3. Horn antenna, Parabolic Dish, Micro strip antennas 					
The students are expected to simulate the following Antennas using RF CAD tools					
<ol style="list-style-type: none"> 1. Design of Matching circuits using ADS 2. Radiation characteristics of Dipole antenna, Microstrip Patch Antenna Using HFSS 3. Antenna array simulation Using MATLAB 4. Design of Passive circuits, Active circuits using ADS/AWR 					



Course Outcomes: After completing the course, the students will be able to:-	
CO1	Understand basic parameters of antenna, principles of Phased Array Antennas, physical phenomenon of wave propagation.
CO2	Analyze the characteristics of antennas and array structures for different applications
CO3	Design the antenna for a given application and evaluate its performance using RF CAD Tools
CO4	Study and Characterize antennas using different measurement techniques.

Reference Books:	
1.	Antennas, John D. Kraus & Ronald J. Marhefka, 4th Edition, 2011, Mc Graw Hill, ISBN -0-07-060185-2
2.	Antenna Theory, Constantine A Balanis, 2nd Edition, 2005, John Wiley & Sons, ISBN – 9971-51-233-5.
3.	Anil Pandey, Practical Microstrip and Printed Antenna Design, ARTECH House,2019,ISBN-13: 978-1-63081-668-1
4.	Introduction to Smart Antennas. Balanis, C.A., Ioannides, P.I.: 2(1), 1– 175,2007, 9781598291766

RUBRIC FOR THE CONTINUOUS INTERNAL EVALUATION (THEORY)		
#	COMPONENTS	MARKS
1.	QUIZZES: Quizzes will be conducted in online/offline mode. TWO QUIZZES will be conducted & Each Quiz will be evaluated for 10 Marks. Each quiz is evaluated for 10 marks adding up to 20 MARKS	20
2.	TESTS: Students will be evaluated in test, descriptive questions with different complexity levels (Revised Bloom’s Taxonomy Levels: Remembering, Understanding, Applying, Analyzing, Evaluating, and Creating). TWO tests will be conducted. Each test will be evaluated for 50Marks , adding upto 100 Marks. FINAL TEST MARKS WILL BE REDUCED TO 40 MARKS.	40
3.	EXPERIENTIAL LEARNING: Students will be evaluated for their creativity and practical implementation of the problem. Case study based teaching learning (10), Program specific requirements (10), Video based seminar/presentation/demonstration (10) Designing & Modeling (10) Phase 2 will be done in the exhibition mode (Demo/Prototype/any outcome). ADDING UP TO 40 MARKS.	40
4.	LAB: Conduction of laboratory exercises, lab report, observation, and analysis (30 Marks), lab test (10 Marks) and Innovative Experiment/ Concept Design and Implementation (10 Marks) adding up to 50 Marks. THE FINAL MARKS WILL BE 50 MARKS	50
MAXIMUM MARKS FOR THE CIE THEORY		150



RUBRIC FOR SEMESTER END EXAMINATION (THEORY)		
Q.NO.	CONTENTS	MARKS
PART A		
1	Objective type of questions covering entire syllabus	20
PART B (Maximum of THREE Sub-divisions only)		
2	Unit 1 : (Compulsory)	16
3 & 4	Unit 2 : Question 3 or 4	16
5 & 6	Unit 3 : Question 5 or 6	16
7 & 8	Unit 4 : Question 7 or 8	16
9 & 10	Unit 5: Question 9 or 10	16
TOTAL		100
RUBRIC FOR SEMESTER END EXAMINATION (LAB)		
Q.NO.	CONTENTS	MARKS
1	Write Up	10
2	Conduction of the Experiments	20
3	Viva	20
TOTAL		50



Semester: VI						
Data Communication and Networking						
Category: Professional Core Course						
(Theory+ Practice)						
Course Code	:	ET363IA		CIE	:	100+50 Marks
Credits: L:T:P	:	3:0:1		SEE	:	100+50 Marks
Total Hours	:	45L+30P		SEE Duration	:	3 Hours
Unit-I					9 Hrs	
<p>Introduction: Networks: Network Criteria, Physical Structures, Network types: Local Area Network, Wide Area Network, Switching, The Internet, Accessing the Internet.</p> <p>Network Models: TCP / IP protocol suite: Layered Architecture, Layers in the TCP/IP Protocol Suite, Description of Each Layer, Encapsulation and Decapsulation, Addressing, Multiplexing and Demultiplexing, The OSI Model: OSI versus TCP/IP, Lack of OSI Model's Success.</p> <p>Introduction to Physical Layer: Performance.</p> <p>Switching: Introduction: Three Methods of Switching , Switching and TCP/IP Layers, Circuit-Switched Networks : Three Phases , Efficiency , Delay , Packet Switching : Datagram Networks , Virtual-Circuit Networks.</p> <p>Introduction to Data-Link Layer: Introduction: Nodes and Links, Services, Two Categories of Links, Two Sublayers, Link-Layer Addressing: Three Types of addresses.</p>						
Unit – II					9 Hrs	
<p>Link Layer: Data Link Control (DLC): DLC Services:Framing, Flow and Error Control, Connectionless and Connection-Oriented, High Level Data Link Control (HDLC) : Configurations and Transfer Modes , Framing, Point-to-Point Protocol (PPP): Services, Framing , Transition Phases , Multiplexing.</p> <p>Media Access Control (MAC): Random Access, Controlled Access.</p> <p>Wired LANs: Ethernet: Ethernet Protocol, Standard Ethernet: Characteristics, Addressing, Access Method, Efficiency of Standard Ethernet.</p> <p>Wireless LANs: Introduction: Architectural Comparison, Characteristics, Access Control, IEEE 802.11 Project: Architecture, MAC Sublayer, Addressing Mechanism.</p>						
Unit –III					9 Hrs	
<p>Network Layer : Introduction to Network Layer: Network-Layer Services: Packetizing , Routing and Forwarding , Other Services , Network-Layer Performance, Ipv4 Addresses : Address Space , Classful Addressing, Classless Addressing , Dynamic Host Configuration Protocol (DHCP), Network Address Resolution (NAT), Forwarding Of IP Packets : Forwarding Based on Destination Address , Forwarding Based on Label , Routers as Packet Switches.</p> <p>Network-Layer Protocols: Internet Protocol (IP): Datagram Format, Fragmentation, Options, Security of IPv4 Datagrams, IPv6 Protocol: Packet Format.</p>						
Unit –IV					9 Hrs	
<p>Network Layer: Unicast Routing: Routing Algorithms: Distance-Vector Routing, Link-State Routing, Path-Vector Routing, Unicast Routing Protocols: Internet Structure, Routing Information Protocol (RIP), Open Shortest Path First (OSPF), Border Gateway Protocol Version 4 (BGP4).</p> <p>Transport Layer: Introduction: Transport-Layer Services, Connectionless and Connection-Oriented Protocols, Transport-Layer Protocols: Simple Protocol, Stop-and-Wait Protocol, Go-Back-N Protocol (GBN) , Selective-Repeat Protocol, Bidirectional Protocols: Piggybacking.</p>						



Unit –V	9 Hrs
<p>Transport-Layer Protocols: Introduction: Services, Port Numbers. User Datagram Protocol: User Datagram, UDP Services, UDP Applications. Transmission Control Protocol: TCP Services, TCP Features, Segment A TCP Connection, Windows in TCP, Flow Control, Error Control, TCP Congestion Control, TCP Timers.</p> <p>Congestion Control and Quality of Service : Congestion, Congestion Control, Quality of Service(QOS), Techniques to Improve QOS.</p>	
Laboratory Experiments	
<p>Part- A Experiments Using Routers and Switches: Configuration of Cisco router, IP static routing and RIP using Cisco router, and VLAN using Cisco switch.</p> <p>Part- B Experiments Using network simulator tool: Experiments on PPP, IEEE 802.3 and IEEE 802.11, RIP and OSPF protocols for wired networks.</p> <p>Part-C Programs based on implementation of various algorithm using C/C++.</p> <ol style="list-style-type: none"> 1. Program for error detecting code using CRC-CCITT (16-bits). 2. Program for Implementing Bit stuffing and Character stuffing algorithms. 3. Shortest Path algorithm to find suitable path for transmission. 4. Spanning Tree algorithm to find loop less path. 5. Implement a client and server communication using sockets programming. 6. Implement STOP and WAIT protocol using socket programming concept. 7. Message queues of FIFOs as IPC Channel. 8. Implement a simple multicast routing mechanism. 9. Computation of Linear Block code using C++ Program. 10. Implementation of congestion control algorithm. 	

Course Outcomes: After completing the course, the students will be able to:-	
CO1	Acquire the knowledge of network architecture and topologies to build effective solutions.
CO2	Design and Implement protocols and algorithms for TCP/IP model.
CO3	Apply the algorithms/techniques of routing and congestion control to solve problems related to Computer Networks.
CO4	Exhibit network configuration, protocol usage and performance evaluation in networks.

Reference Books:	
1.	Data Communications and Networking, Behrouz A Forouzan, 5 th Edition, 2013, Tata McGraw-Hill, ISBN – 9781259064753.
2.	Computer Networks, Andrew S Tanenbaum, 5 th Edition, 2014, Pearson Education; ISBN – 978-81-7758-165-2.
3.	Computer Networking, A Top-Down Approach, James Kurose and Keith Ross, 6 th Edition, 2013, ISBN-13: 978-0-13-285620-1.
4.	Data and Computer Communications, William Stallings, 8th Edition, 2009, Pearson Education, ISBN-13: 978-0131392052.



RUBRIC FOR THE CONTINUOUS INTERNAL EVALUATION (THEORY)		
#	COMPONENTS	MARKS
1.	QUIZZES: Quizzes will be conducted in online/offline mode. TWO QUIZZES will be conducted & Each Quiz will be evaluated for 10 Marks. Each quiz is evaluated for 10 marks adding up to 20 MARKS	20
2.	TESTS: Students will be evaluated in test, descriptive questions with different complexity levels (Revised Bloom's Taxonomy Levels: Remembering, Understanding, Applying, Analyzing, Evaluating, and Creating). TWO tests will be conducted. Each test will be evaluated for 50Marks , adding upto 100 Marks. FINAL TEST MARKS WILL BE REDUCED TO 40 MARKS.	40
3.	EXPERIENTIAL LEARNING: Students will be evaluated for their creativity and practical implementation of the problem. Case study based teaching learning (10), Program specific requirements (10), Video based seminar/presentation/demonstration (10) Designing & Modeling (10) Phase 2 will be done in the exhibition mode (Demo/Prototype/any outcome). ADDING UP TO 40 MARKS.	40
4.	LAB: Conduction of laboratory exercises, lab report, observation, and analysis (30 Marks), lab test (10 Marks) and Innovative Experiment/ Concept Design and Implementation (10 Marks) adding up to 50 Marks. THE FINAL MARKS WILL BE 50 MARKS	50
MAXIMUM MARKS FOR THE CIE THEORY		150

RUBRIC FOR SEMESTER END EXAMINATION (THEORY)		
Q.NO.	CONTENTS	MARKS
PART A		
1	Objective type of questions covering entire syllabus	20
PART B (Maximum of THREE Sub-divisions only)		
2	Unit 1 : (Compulsory)	16
3 & 4	Unit 2 : Question 3 or 4	16
5 & 6	Unit 3 : Question 5 or 6	16
7 & 8	Unit 4 : Question 7 or 8	16
9 & 10	Unit 5: Question 9 or 10	16
TOTAL		100
RUBRIC FOR SEMESTER END EXAMINATION (LAB)		
Q.NO.	CONTENTS	MARKS
1	Write Up	10
2	Conduction of the Experiments	20
3	Viva	20
TOTAL		50



Semester: VI			
OPTICAL FIBER COMMUNICATION			
Category: Professional Core Elective			
(Theory)			
Course Code	:	ET364TA	CIE : 100 Marks
Credits: L:T:P	:	3:1:0	SEE : 100 Marks
Total Hours	:	45L+30T	SEE Duration : 3 Hours
Unit-I			09 Hrs
<p>Overview of Optical Fiber Communications: Motivations for Light wave Communications, Optical Spectral Bands, Fundamental Data Communication Concepts, Key elements of Optical Fiber Systems.</p> <p>Optical Fiber Structures & Wave guiding: Nature of Light: Polarization, Basic Optical Laws and Definitions, Optical Fiber Modes and Configurations, Single-mode Fibers, Graded-index Fiber Structure.</p>			
Unit – II			09 Hrs
<p>Signal Degradation in Optical Fibers: Attenuation, Signal Distortion in Fibers: Intermodal dispersion, Group delay, Material dispersion, Waveguide dispersion, Polarization Mode Dispersion, Signal distortion Single Mode Fibers, Characteristics of Single-Mode Fibers.</p> <p>Optical Sources: Light-Emitting Diodes (LEDs), LASER Diodes, Line Coding.</p>			
Unit –III			08 Hrs
<p>Power Launching and Coupling: Source-to-Fiber Power Launching, Lensing Schemes for coupling Improvement, LED Coupling to Single-Mode Fibers, Fiber Splicing, Optical Fiber Connectors: Types, Single mode fiber connectors.</p> <p>Photo detectors: Physical Principles of Photodiodes, Photo detector Noise, Detector Response Time, Structures for InGaAs APDs.</p>			
Unit –IV			09 Hrs
<p>Optical Receiver Operation: Fundamental Receiver Operation: Error Sources, Front End Amplifiers, Digital Receiver Performance: Receiver Sensitivity, Quantum Limit, Eye Diagrams, Burst-Mode Receivers.</p> <p>Optical Amplifiers: Semiconductor Optical Amplifiers, Erbium Doped Fiber Amplifiers, Raman Amplifiers.</p>			
Unit –V			10 Hrs
<p>Digital Links: Point-to-Point Links: Link power budget analysis, Rise time budget analysis.</p> <p>WDM Concepts & GPON: Overview of WDM: Operational principles of WDM, SONET/SDH: Transmission Formats & Speeds, SONET/SDH Rings, Summary of PON technologies, Evolution of GPON technology and standards, GPON operation: Physical Layer, Layer 2.</p> <p>Tutorial Exercise: Simulation using Optisystem/MATLAB</p> <ol style="list-style-type: none"> 1. Design and simulation of WDM PON 2. Sensitivity analysis of coherent receivers 3. Characterization of LASER 4. Characterization of EDFA 5. Simulation of Radio Over Fiber system 6. Applications of Nonlinear effects 7. Dispersion compensation 			

Course Outcomes: After completing the course, the students will be able to:-	
CO1	Understand the light propagation concepts, characterization of optical fibers, optical sources, detectors.
CO2	Describe the working principle of Optical Sources, Detectors, various Optical Amplifiers and appreciate the significance of power launching and coupling techniques.
CO3	Apply the methodology for designing digital optical links.
CO4	Analyze the basic concepts of WDM, SONET/SDH, GPON.



Reference Books:	
1.	Optical Fiber Communication, Gerd Keiser, 5 th Edition, 2013, Tata MGH, ISBN: 0-07-064810-7.
2.	Gigabit-capable Passive Optical Networks, Dave Hood, 1 st edition, 2012, John Wiley & Sons, ISBN: 13: 9780470936870.
3.	Fiber Optics Communication Systems, G.P. Agarwal, 3 rd Edition, 2004, John Wiley New York, ISBN: 9-8141-2660-8.
4.	Optical Fiber Communication, Gerd Keiser, 5 th Edition, 2013, Tata MGH, ISBN: 0-07-064810-7.

RUBRIC FOR THE CONTINUOUS INTERNAL EVALUATION (THEORY)		
#	COMPONENTS	MARKS
1.	QUIZZES: Quizzes will be conducted in online/offline mode. TWO QUIZZES will be conducted & Each Quiz will be evaluated for 10 Marks. THE SUM OF TWO QUIZZES WILL BE THE FINAL QUIZ MARKS.	20
2.	TESTS: Students will be evaluated in test, descriptive questions with different complexity levels (Revised Bloom’s Taxonomy Levels: Remembering, Understanding, Applying, Analyzing, Evaluating, and Creating). TWO tests will be conducted. Each test will be evaluated for 50 Marks, adding upto 100 Marks. FINAL TEST MARKS WILL BE REDUCED TO 40 MARKS.	40
3.	EXPERIENTIAL LEARNING: Some of the Experiential learning topics may include Reading Leadership books and summarizing, Analysis and interpretation of various economic reports, Visit to various organizations to understand organizational mechanics. Students will be evaluated for their creativity and practical implementation of the problem. Case study-based teaching learning (10), Program specific requirements (10), Video based seminar/presentation/demonstration (20) ADDING UPTO 40 MARKS.	40
MAXIMUM MARKS FOR THE CIE THEORY		100

RUBRIC FOR SEMESTER END EXAMINATION (THEORY)		
Q. NO.	CONTENTS	MARKS
PART A		
1	Objective type questions covering entire syllabus	20
PART B (Maximum of TWO Sub-divisions only)		
2	Unit 1 : (Compulsory)	16
3 & 4	Unit 2 : Question 3 or 4	16
5 & 6	Unit 3 : Question 5 or 6	16
7 & 8	Unit 4 : Question 7 or 8	16
9 & 10	Unit 5: Question 9 or 10	16
TOTAL		100



Semester: VI					
Operating Systems					
Category: Professional Elective Course					
(Theory)					
Course Code	:	ET365TDA		CIE	: 100 Marks
Credits: L:T:P	:	3:0:0		SEE	: 100 Marks
Total Hours	:	45L		SEE Duration	: 3 Hours
Unit-I					09 Hrs
Overview of Operating Systems: Abstract Views of Operating Systems, Goals of an OS, Operation of an OS, Classes of OS –Batch Processing Systems, Multiprogramming Systems, Time Sharing Systems, Real-Time Operating Systems, Distributed Operating Systems.					
Unit – II					09 Hrs
Process Management: Process Concept: Process Concept, Process Scheduling, Operations on Processes, Inter-process Communication, IPC in Shared-Memory Systems, IPC in Message-Passing Systems.					
Threads & Concurrency: Overview, Multicore Programming, Implicit Threading: Thread pools, Fork-join, Implicit Threading.					
CPU Scheduling: Basic Concepts, Scheduling Criteria, Scheduling Algorithms, Multi-Processor Scheduling, Multi-Processor Scheduling.					
Unit –III					09 Hrs
Process Synchronization: Synchronization Tools, Background, The Critical-Section Problem, Peterson’s Solution, Hardware Support for Synchronization, Semaphores, Mutex Locks, Monitors. Deadlocks: System Model, Deadlock in Multithreaded Applications, Deadlock Characterization, Methods for Handling Deadlocks, Deadlock Prevention, Deadlock Avoidance, Deadlock Detection, Recovery from Deadlock					
Unit –IV					09 Hrs
Memory Management: Main Memory: Background, Contiguous Memory Allocation, Paging, Structure of the Page Table.					
Virtual Memory: Background, Demand Paging, Demand Paging, Page Replacement: Basic Page Replacement, FIFO, LRU, Basic Page Replacement, Counting-Based Page Replacement, Allocation of Frames: Minimum Number of Frames, Allocation Algorithms, Global versus Local Allocation, Thrashing: Causes of Thrashing.					
Unit –V					09 Hrs
File-System Interface: File Concept: File Attributes, File Operations, File Types, Access Methods Directory Structure.					
Case Studies: Linux System: Process Management, Memory Management.					

Course Outcomes: After completing the course, the students will be able to:-	
CO1	Describe the concepts of Operating Systems including functions, goals and classes of operating system.
CO2	Analyze the key concepts of Process, Threads and CPU Scheduling.
CO3	Evaluate the performance of various algorithms in Operating systems with respect to Process scheduling, Synchronization, Deadlocks and File management.
CO4	Apply the concepts of Process, Synchronization, Memory and filesystems in to understand any existing operating system.



Reference Books:	
1.	Operating System Concepts, Abraham Silberschatz, Peter B. Galvin and Greg Gagne, 10th Edition, Reprint 2018, Addison Wesley, ISBN: 978-1-118-06333-0
2.	Operating Systems –A Concept Based Approach, D. M. Dhamdhere, 3rd Edition, Reprint 2017, McGraw Hill Education, ISBN: 978-0070611948
3.	Operating Systems Internals and Design Principles, William Stallings, 9th Edition, 2018, Pearson Prentice Hall, ISBN: 978-9352866717.

RUBRIC FOR THE CONTINUOUS INTERNAL EVALUATION (THEORY)		
#	COMPONENTS	MARKS
1.	QUIZZES: Quizzes will be conducted in online/offline mode. TWO QUIZZES will be conducted & Each Quiz will be evaluated for 10 Marks. THE SUM OF TWO QUIZZES WILL BE THE FINAL QUIZ MARKS.	20
2.	TESTS: Students will be evaluated in test, descriptive questions with different complexity levels (Revised Bloom's Taxonomy Levels: Remembering, Understanding, Applying, Analyzing, Evaluating, and Creating). TWO tests will be conducted. Each test will be evaluated for 50 Marks, adding upto 100 Marks. FINAL TEST MARKS WILL BE REDUCED TO 40 MARKS.	40
3.	EXPERIENTIAL LEARNING: Some of the Experiential learning topics may include Reading Leadership books and summarizing, Analysis and interpretation of various economic reports, Visit to various organizations to understand organizational mechanics. Students will be evaluated for their creativity and practical implementation of the problem. Case study-based teaching learning (10), Program specific requirements (10), Video based seminar/presentation/demonstration (20) ADDING UPTO 40 MARKS.	40
MAXIMUM MARKS FOR THE CIE THEORY		100

RUBRIC FOR SEMESTER END EXAMINATION (THEORY)		
Q. NO.	CONTENTS	MARKS
PART A		
1	Objective type questions covering entire syllabus	20
PART B (Maximum of TWO Sub-divisions only)		
2	Unit 1 : (Compulsory)	16
3 & 4	Unit 2 : Question 3 or 4	16
5 & 6	Unit 3 : Question 5 or 6	16
7 & 8	Unit 4 : Question 7 or 8	16
9 & 10	Unit 5: Question 9 or 10	16
TOTAL		100



Semester: VI					
Advanced VLSI Systems					
Category: Professional Elective Course					
(Theory)					
Course Code	:	ET365TDB		CIE	: 100 Marks
Credits: L:T:P	:	3:0:0		SEE	: 100 Marks
Total Hours	:	45L		SEE Duration	: 3 Hours
Unit - I					08 Hrs
Transistor scaling: Constant-field scaling, Constant-voltage scaling, and Lateral scaling.					
Design Methodology: Concepts of Hierarchy, Regularity, Modularity, and Locality.					
Datapath Subsystems: Single-bit addition, PGK, full adder realization.					
Unit – II					10 Hrs
Datapath Subsystems: Carry-ripple adder, Carry generation and propagation, PG carry-ripple addition, Carry-skip adder, Carry-lookahead adder, Carry-select adder, Conditional-sum adder, Concept of Tree adders, Subtraction, Multi-input adder, Unsigned magnitude comparator, Baugh-wooley multiplier, Booth encoding, Wallace tree multiplier.					
Unit – III					09 Hrs
Timing Issues in Digital Circuits: Synchronous timing basics, Clock skew, Clock jitter, Impact of skew and jitter on performance, Sources of skew and jitter.					
Self-timed Circuit Design: Self-timed logic, Self-timed signalling,					
Examples of Self-timed logic: Glitch reduction, Post-charge logic, and Clock-delayed domino.					
Unit – IV					09 Hrs
Clocks: Clock subsystem, Global clock generation, Frequency multiplication using a PLL.					
Global clock distribution: Grids, H-trees, Spines, Ad-hoc, Hybrid. Local clock gates, Clock synthesis and synchronization using a PLL, Behavioural synthesis design flow.					
Unit – V					09 Hrs
Testability and Verification: Introduction, Functional equivalence at various levels of abstraction, Manufacturing tests, Logic verification principles, Silicon debug principles.					
Manufacturing Test Principles: Fault models, Controllability, Observability, Repeatability, Survivability, Fault coverage, and ATPG					
DFT: Ad-hoc, Scan-based approaches, BIST techniques, and Boundary scan.					

Course Outcomes: After completing the course, the students will be able to:-	
CO1	Explain design methodology, timing issues, and the need for testing and clock distribution.
CO2	Apply logic verification, silicon debugging, and manufacturing principles to test the ICs and use datapath elements in subsystem design.
CO3	Analyze the effects of scaling on MOSFET operation and the timing issues in digital circuits.
CO4	Design various data path elements, and clock subsystems and apply DFT approaches.

Reference Books:	
1.	CMOS VLSI Design: A Circuits and Systems Perspective, Neil H.E. Weste, David Harris, and Ayan Banerjee, 3 rd Edition, 2006, Pearson Education, ISBN: 108177585681.
2.	Digital Integrated Circuits: A Design Perspective, Jan M. Rabaey. Anantha Chandrakasan, and Borivoje Nikolic, 2 nd Edition, Pearson Education India, ISBN: 9385152343.
3.	CMOS Digital Integrated Circuits: Analysis and Design, Sung-Mo Kang and Yusuf Leblebici, 3 rd Edition, Tata McGraw-Hill, ISBN: 0070530777, 2003.
	Deep-Submicron CMOS ICs, Harry Veendrick, 2 nd Edition, 2000, Kluwer academic publishers, ISBN: 9044001116.



RUBRIC FOR THE CONTINUOUS INTERNAL EVALUATION (THEORY)		
#	COMPONENTS	MARKS
1.	QUIZZES: Quizzes will be conducted in online/offline mode. TWO QUIZZES will be conducted & Each Quiz will be evaluated for 10 Marks. THE SUM OF TWO QUIZZES WILL BE THE FINAL QUIZ MARKS.	20
2.	TESTS: Students will be evaluated in test, descriptive questions with different complexity levels (Revised Bloom's Taxonomy Levels: Remembering, Understanding, Applying, Analyzing, Evaluating, and Creating). TWO tests will be conducted. Each test will be evaluated for 50 Marks, adding upto 100 Marks. FINAL TEST MARKS WILL BE REDUCED TO 40 MARKS.	40
3.	EXPERIENTIAL LEARNING: Some of the Experiential learning topics may include Reading Leadership books and summarizing, Analysis and interpretation of various economic reports, Visit to various organizations to understand organizational mechanics. Students will be evaluated for their creativity and practical implementation of the problem. Case study-based teaching learning (10), Program specific requirements (10), Video based seminar/presentation/demonstration (20) ADDING UPTO 40 MARKS.	40
MAXIMUM MARKS FOR THE CIE THEORY		100

RUBRIC FOR SEMESTER END EXAMINATION (THEORY)		
Q. NO.	CONTENTS	MARKS
PART A		
1	Objective type questions covering entire syllabus	20
PART B (Maximum of TWO Sub-divisions only)		
2	Unit 1 : (Compulsory)	16
3 & 4	Unit 2 : Question 3 or 4	16
5 & 6	Unit 3 : Question 5 or 6	16
7 & 8	Unit 4 : Question 7 or 8	16
9 & 10	Unit 5: Question 9 or 10	16
TOTAL		100



Semester: VI			
Wireless Sensor Networks and Applications			
Category: Professional Elective Course			
(Theory)			
Course Code	:	ET365TDC	CIE : 100 Marks
Credits: L:T:P	:	3:0:0	SEE : 100 Marks
Total Hours	:	45L+30T	SEE Duration : 3 Hours
Unit - I			08 Hrs
Introduction, Overview and Applications of Wireless Sensor Networks			
Introduction: Background of Sensor Network Technology, Basic overview of the Technology: Basic Sensor Network Architectural Elements, Applications of Wireless Sensor Networks: Introduction, Background, Range of Applications, Examples of Category 2 WSN Applications, Examples of Category 1 WSN Applications, Another Taxonomy of WSN Technology.			
Unit – II			10 Hrs
Basic Wireless Sensor Technology: Introduction, Sensor Node Technology, Sensor Taxonomy, WN Operating Environment, WN Trends.			
MAC and Routing Protocols for Wireless Sensor Networks: Introduction, Background, Fundamentals of MAC Protocols, MAC Protocols for WSNs, Sensor-MAC case Study.			
Unit – III			09 Hrs
Routing Protocols for Wireless Sensor Networks: Introduction, Background, Data Dissemination and Gathering, Routing Challenges and Design Issues in WSNs, Routing Strategies in WSNs.			
Unit – IV			09 Hrs
Transport Control and Middleware for Wireless Sensor Networks : Traditional Transport Control Protocols, Transport Protocol Design Issues, Examples of Existing Transport Control Protocols, Performance of Transport Control Protocols.			
Middleware for Wireless Sensor Networks: Introduction, WSN Middleware Principles, Middleware Architecture, Existing Middleware: MiLAN (Middleware Linking Applications and Networks), IrisNet (Internet-Scale Resource-Intensive Sensor Networks Services)			
Unit – V			09 Hrs
Network Management and Operating System for Wireless Sensor Networks : Introduction, Network Management Requirements, Traditional Network Management Models, Network Management Design Issues.			
Operating Systems for Wireless Sensor Networks: Introduction, Operating System Design Issues, Examples of Operating Systems.			

Course Outcomes: After completing the course, the students will be able to:-	
CO1	Describe the type of sensor networks, protocols and applications of WSN.
CO2	Analyze the design issues of Transport, Network, MAC and Physical layers of WSN.
CO3	Analyze architecture and Identify need and selection of protocols for WSN.
CO4	Explore various software platforms that exist for sensor networks.

Reference Books:	
1.	Kazem Sohraby, Daniel Minoli, Taieb Znati, "Wireless Sensor Networks: Technology, Protocols and Applications:", WILEY , Second Edition (Indian) , 2014.
2.	Ian F. Akyildiz, Mehmet Can Vuran "Wireless Sensor Networks", Wiley 2010.
3.	Feng Zhao & Leonidas J. Guibas, "Wireless Sensor Networks- An Information Processing Approach", Elsevier, 2007.



RUBRIC FOR THE CONTINUOUS INTERNAL EVALUATION (THEORY)		
#	COMPONENTS	MARKS
1.	QUIZZES: Quizzes will be conducted in online/offline mode. TWO QUIZZES will be conducted & Each Quiz will be evaluated for 10 Marks. THE SUM OF TWO QUIZZES WILL BE THE FINAL QUIZ MARKS.	20
2.	TESTS: Students will be evaluated in test, descriptive questions with different complexity levels (Revised Bloom's Taxonomy Levels: Remembering, Understanding, Applying, Analyzing, Evaluating, and Creating). TWO tests will be conducted. Each test will be evaluated for 50 Marks, adding upto 100 Marks. FINAL TEST MARKS WILL BE REDUCED TO 40 MARKS.	40
3.	EXPERIENTIAL LEARNING: Some of the Experiential learning topics may include Reading Leadership books and summarizing, Analysis and interpretation of various economic reports, Visit to various organizations to understand organizational mechanics. Students will be evaluated for their creativity and practical implementation of the problem. Case study-based teaching learning (10), Program specific requirements (10), Video based seminar/presentation/demonstration (20) ADDING UPTO 40 MARKS.	40
MAXIMUM MARKS FOR THE CIE THEORY		100

RUBRIC FOR SEMESTER END EXAMINATION (THEORY)		
Q. NO.	CONTENTS	MARKS
PART A		
1	Objective type questions covering entire syllabus	20
PART B (Maximum of TWO Sub-divisions only)		
2	Unit 1 : (Compulsory)	16
3 & 4	Unit 2 : Question 3 or 4	16
5 & 6	Unit 3 : Question 5 or 6	16
7 & 8	Unit 4 : Question 7 or 8	16
9 & 10	Unit 5: Question 9 or 10	16
TOTAL		100



Semester: VI					
Cryptography and Applications					
Category: Professional Elective Course					
(Theory)					
Course Code	:	ET365TDD		CIE	: 100 Marks
Credits: L:T:P	:	3:0:0		SEE	: 100 Marks
Total Hours	:	45L+30T		SEE Duration	: 3 Hours
Unit-I					09 Hrs
Computer and Network Security Concepts: Computer Security Concepts, The OSI Security Architecture, Security Attacks, Security Services, Security Mechanisms, Fundamental Security Design Principles, A Model for Network Security, Standards.					
Classical Encryption Techniques: Symmetric Cipher Model, Substitution Techniques, Transposition Techniques, Rotor Machines, Steganography.					
Unit – II					09 Hrs
Block Ciphers and Data Encryption Standards (DES): Traditional Block Cipher Structure, The Data Encryption Standard, A DES Example, The Strength of DES, Block Cipher Design Principles. Public-Key Cryptography and RSA: Principles of Public-Key Cryptosystems, The RSA Algorithm, Diffie-Hellman key exchange, Elgamal Cryptographic System, Elliptic Curve Arithmetic, Elliptic Curve Cryptography.					
Unit –III					09 Hrs
Cryptographic Hash Functions: Applications of Cryptographic Hash Functions, Two Simple Hash Functions, Requirements and Security, Hash Functions Based on Cipher Block Chaining.					
Message Authentication Codes: Message Authentication Requirements, Message Authentication Functions, Requirements for Message Authentication Codes (MAC), Security of MACs, MACs Based on Hash Functions: HMAC. Digital Signatures: Digital Signatures, Elgamal Digital Signature Scheme, NIST Digital Signature Algorithm.					
Unit –IV					09 Hrs
Network Access Control and Cloud Security: Network Access Control, Extensible Authentication Protocol, IEEE 802.1X Port-Based Network Access Control, Cloud Computing, Cloud Security Risks and Countermeasures, Data Protection in the Cloud, Cloud Security as a Service, Addressing Cloud Computing Security Concerns.					
Unit –V					09 Hrs
Transport-Level Security: Web Security Considerations, Transport Layer Security, HTTPS, Secure Shell (SSH). Electronic Mail Security: Internet Mail Architecture, Email Formats, Email Threats and Comprehensive Email Security.					

Course Outcomes: After completing the course, the students will be able to:-	
CO1	Explain the fundamental concepts, issues and principles of cryptography for data transmission.
CO2	Apply cryptographic techniques and algorithms to provide security to the transmitted information.
CO3	Analyze the concepts of Authentication, Hash functions and Digital signature.
CO4	Understand and analyze System level security issues and protocols.

Reference Books:	
1.	Cryptography and Network Security, Williams Stallings, Seventh Edition, 2017, Pearson India Education Services, ISBN 978-0-13-444428-4.
2.	Network Security, Perlman - Kaufman Spenciner, 2002, Pearson Education/PHI, ISBN: 9971-51-45-5.
3.	Cryptography & Network Security, AtulKahate, 2003, TMH, ISBN-81-203-2186-3.



RUBRIC FOR THE CONTINUOUS INTERNAL EVALUATION (THEORY)		
#	COMPONENTS	MARKS
1.	QUIZZES: Quizzes will be conducted in online/offline mode. TWO QUIZZES will be conducted & Each Quiz will be evaluated for 10 Marks. THE SUM OF TWO QUIZZES WILL BE THE FINAL QUIZ MARKS.	20
2.	TESTS: Students will be evaluated in test, descriptive questions with different complexity levels (Revised Bloom's Taxonomy Levels: Remembering, Understanding, Applying, Analyzing, Evaluating, and Creating). TWO tests will be conducted. Each test will be evaluated for 50 Marks, adding upto 100 Marks. FINAL TEST MARKS WILL BE REDUCED TO 40 MARKS.	40
3.	EXPERIENTIAL LEARNING: Some of the Experiential learning topics may include Reading Leadership books and summarizing, Analysis and interpretation of various economic reports, Visit to various organizations to understand organizational mechanics. Students will be evaluated for their creativity and practical implementation of the problem. Case study-based teaching learning (10), Program specific requirements (10), Video based seminar/presentation/demonstration (20) ADDING UPTO 40 MARKS.	40
MAXIMUM MARKS FOR THE CIE THEORY		100

RUBRIC FOR SEMESTER END EXAMINATION (THEORY)		
Q. NO.	CONTENTS	MARKS
PART A		
1	Objective type questions covering entire syllabus	20
PART B (Maximum of TWO Sub-divisions only)		
2	Unit 1 : (Compulsory)	16
3 & 4	Unit 2 : Question 3 or 4	16
5 & 6	Unit 3 : Question 5 or 6	16
7 & 8	Unit 4 : Question 7 or 8	16
9 & 10	Unit 5: Question 9 or 10	16
TOTAL		100



Semester: VI			
Multimedia Communication			
Category: Professional Elective Course			
(Theory)			
Course Code	:	ET365TDE	CIE : 100 Marks
Credits: L:T:P	:	3:0:0	SEE : 100 Marks
Total Hours	:	45L	SEE Duration : 3 Hours
Unit-I			8 Hrs
Introduction: Multimedia information representation, multimedia networks, multimedia applications. QoS -Network QoS and application QoS.			
Unit – II			9 Hrs
Multimedia Information Representation: Text formats–Unformatted, formatted and hypertext; Images- Graphics, Digitized documents& pictures, Audio-PCM speech, CD-quality audio, Synthesized audio and Video – Broadcast television, Digital video, PC video.			
Unit –III			9 Hrs
Text compression: Compression principles, Static- Huffman coding, Arithmetic Coding, LZ, LZW coding; Image compression- GIF, TIFF. JPEG 2000: Development Process, Significant features, Architecture.			
Unit –IV			9 Hrs
Audio compression: Audio compression - DPCM, Adaptive DPCM, Adaptive and Linear predictive coding, CELP, MPEG and Dolby audio coders. Video compression -Video compression principles; Standards - H.261, H.263, MPEG, MPEG-1, MPEG-2, MPEG-4.			
Unit –V			10 Hrs
Video Compression Standards: Advanced Video Coding (H.264/AVC), High Efficiency video coding (H.265/HEVC). Protocols: RTP, RTCP, RSVP, RTSP. Applications: Internet Telephony, Entertainment Networks: Introduction, Cable TV Networks, HFC Networks (Architecture). Satellite television Networks: Broad cast TV principles, Digital television. Terrestrial television Networks: Broadcast television principles, Digital television.			

Course Outcomes: After completing the course, the students will be able to:-	
CO1	Understand and explain Multimedia information representation, networks, coding, image processing and compression techniques.
CO2	Apply the knowledge learnt about the various coding, image processing and compression techniques
CO3	Analyze and Justify the impact of multimedia communication on society through various applications like interpersonal communication, interactive applications
CO4	Design and Evaluate various coding, processing and compression techniques.

Reference Books:	
1.	Multimedia Communications, Fred Halsall, Pearson Education, 2013, ISBN: 978- 81-317-0994-8.
2.	“Multimedia Communication Systems”, K.R. Rao, Zoran S.Bojkovic, D.A.Milovanovic, PHI, 2014.
3.	“Fundamentals of Multimedia”, Ze-NianLi and Marks S Drew, PHI, 2006.



RUBRIC FOR THE CONTINUOUS INTERNAL EVALUATION (THEORY)		
#	COMPONENTS	MARKS
1.	QUIZZES: Quizzes will be conducted in online/offline mode. TWO QUIZZES will be conducted & Each Quiz will be evaluated for 10 Marks. THE SUM OF TWO QUIZZES WILL BE THE FINAL QUIZ MARKS.	20
2.	TESTS: Students will be evaluated in test, descriptive questions with different complexity levels (Revised Bloom's Taxonomy Levels: Remembering, Understanding, Applying, Analyzing, Evaluating, and Creating). TWO tests will be conducted. Each test will be evaluated for 50 Marks, adding upto 100 Marks. FINAL TEST MARKS WILL BE REDUCED TO 40 MARKS.	40
3.	EXPERIENTIAL LEARNING: Some of the Experiential learning topics may include Reading Leadership books and summarizing, Analysis and interpretation of various economic reports, Visit to various organizations to understand organizational mechanics. Students will be evaluated for their creativity and practical implementation of the problem. Case study-based teaching learning (10), Program specific requirements (10), Video based seminar/presentation/demonstration (20) ADDING UPTO 40 MARKS.	40
MAXIMUM MARKS FOR THE CIE THEORY		100

RUBRIC FOR SEMESTER END EXAMINATION (THEORY)		
Q. NO.	CONTENTS	MARKS
PART A		
1	Objective type questions covering entire syllabus	20
PART B (Maximum of TWO Sub-divisions only)		
2	Unit 1 : (Compulsory)	16
3 & 4	Unit 2 : Question 3 or 4	16
5 & 6	Unit 3 : Question 5 or 6	16
7 & 8	Unit 4 : Question 7 or 8	16
9 & 10	Unit 5: Question 9 or 10	16
TOTAL		100



Semester: V					
FUNDAMENTALS OF AEROSPACE ENGINEERING					
Category: Institutional Electives-I GROUP-E					
(Theory)					
Course Code	:	AS266TEA		CIE	: 100 Marks
Credits: L:T:P	:	3:0:0		SEE	: 100 Marks
Total Hours	:	45L		SEE Duration	: 03 Hours

Unit-I	09 Hrs
Basics of Flight Vehicles: History of aviation, International Standard atmosphere (ISA), Temperature, pressure and altitude relationships, Simple Problems on Standard Atmospheric Properties, Classification of aircrafts, Anatomy of an aircraft & Helicopters, Basic components and their functions.	
Unit – II	10 Hrs
Aircraft Aerodynamics: Bernoulli's theorem, Centre of Pressure, Lift and Drag, Types of Drag, Aerodynamic Coefficients, Aerodynamic Centre, Wing Planform Geometry, Airfoil Nomenclature, Basic Aerodynamic characteristics of Airfoil, Simple Numericals on Lift and Drag.	
Unit –III	12 Hrs
Aerospace Propulsion: Introduction, Turbine Engines: Brayton Cycle, Operation of Turbojet, Turboprop, Turbofan, Turboshift, RAMJET and SCRAMJET Engines, Rocket Engines: Principles of operation of Solid, Liquid, Hybrid, Nuclear and Electric Rockets. Introduction to Space Mechanics: Basic Orbital Mechanics-Types of Trajectories, Escape and Orbital Velocities, Kepler's Laws of Planetary Motion, Simple Numericals.	
Unit –IV	06 Hrs
Aerospace Structures and Materials: General types of construction-Monocoque, Semi-Monocoque & Geodesic, Structure of Wing and Fuselage, Metallic and Composite Materials.	
Unit –V	08 Hrs
Aircraft Systems & Instruments: Instrument Displays, Basic Air data systems & Pitot Probes-Mach meter, Air speed indicator, Vertical speed indicator, Altimeter. Basics of Aircraft Systems: Hydraulic and pneumatic systems, Electrical System, Aircraft Fuel System, Environmental Control System.	

Course Outcomes: At the end of this course the student will be able to :	
CO1:	Identify the fundamental nuances of Aerospace Engineering and appreciate their significance on the Flight Vehicles design and performance
CO2:	Interpret the design parameters that influence the design of the Aerospace Vehicles systems and its sub-systems
CO3:	Evaluate critically the design strategy involved in the development of Aerospace vehicles
CO4:	Categorically appraise the operation of the Aerospace Vehicles for different operating conditions



Reference Books	
1	Introduction to Flight, John D. Anderson, 7 th Edition, 2011, McGraw-Hill Education, ISBN 9780071086059.
2	Fundamentals of Aerodynamics, Anderson J .D, 5 th Edition, 2011, McGraw-Hill International Edition, New York ISBN: 9780073398105 .
3	Rocket Propulsion Elements, Sutton G.P., 8 th Edition, 2011, John Wiley, New York, ISBN: 1118174208, 9781118174203.
4	Aircraft structural Analysis, T.H.G Megson, 2010, Butterworth-Heinemann Publications, ISBN: 978-1-85617-932-4
5	Ian Moir, Allan Seabridge, “Aircraft Systems: Mechanical, Electrical and Avionics Subsystems Integration”, John Wiley & Sons, 3rd edition, 2011, ISBN: 9781119965206

RUBRIC FOR THE CONTINUOUS INTERNAL EVALUATION (THEORY)		
#	COMPONENTS	MARKS
1.	QUIZZES: Quizzes will be conducted in online/offline mode. TWO QUIZZES will be conducted & Each Quiz will be evaluated for 10 Marks adding up to 20 Marks. THE SUM OF TWO QUIZZES WILL BE CONSIDERED AS FINAL QUIZ MARKS.	20
2.	TESTS: Students will be evaluated in test consisting of descriptive questions with different complexity levels (Revised Bloom’s Taxonomy Levels: Remembering, Understanding, Applying, Analyzing, Evaluating, and Creating). TWO TESTS will be conducted. Each test will be evaluated for 50 Marks, adding up to 100 Marks. FINAL TEST MARKS WILL BE REDUCED TO 40 MARKS.	40
3.	EXPERIENTIAL LEARNING: Students will be evaluated for their creativity and practical implementation of the problem. Phase I (20) & Phase II (20) ADDING UPTO 40 MARKS.	40
MAXIMUM MARKS FOR THE CIE THEORY		100

RUBRIC FOR SEMESTER END EXAMINATION (THEORY)		
Q. NO.	CONTENTS	MARKS
PART A		
1	Objective type questions covering entire syllabus	20
PART B (Maximum of TWO Sub-divisions only)		
2	Unit 1 : (Compulsory)	16
3 & 4	Unit 2 : Question 3 or 4	16
5 & 6	Unit 3 : Question 5 or 6	16
7 & 8	Unit 4 : Question 7 or 8	16
9 & 10	Unit 5: Question 9 or 10	16
TOTAL		100



Semester: VI				
BIOINFORMATICS				
Category: Institutional Electives-I GROUP-E				
(Theory)				
Course Code	:	BT266TEB	CIE	: 100 Marks
Credits: L:T:P	:	3:0:0	SEE	: 100 Marks
Total Hours	:	45 Hrs	SEE Duration	: 03 Hours
Unit-I				09 Hrs
Introduction to tools and databases: Introduction to Bioinformatics, Goals, Scope, Applications, Sequence databases, Structure databases, Special databases – genome and microarray, Applications of these databases, examples, Database similarity search: Unique requirements of database searching, Heuristic Database Searching, Basic Local Alignment Search Tool (BLAST), FASTA, Comparison of FASTA and BLAST, Database Searching with Smith-Waterman Method				
Unit – II				09 Hrs
Sequence Analysis: Types of Sequence alignment -Pairwise and Multiple sequence alignment, Alignment algorithms, Scoring matrices, Statistical significance of sequence alignment. Multiple Sequence Alignment: Scoring function, Exhaustive algorithms, Heuristic algorithms, Profiles and Hidden Markov Models: Position-Specific scoring matrices, Profiles, Markov Model and Hidden Markov Model, Scoring matrices – BLOSSUM and PAM				
Molecular Phylogenetics: Introduction, Terminology, Forms of Tree Representation. Phylogenetic Tree Construction Methods - Distance-Based, Character-Based Methods and Phylogenetic Tree evaluation.				
Unit –III				09 Hrs
Introduction to Next-Generation Sequencing (NGS) analysis: Sanger sequencing principles - history and landmarks, of Sequencing Technology Platforms, A survey of next-generation sequencing technologies, A review of DNA enrichment technologies, Base calling algorithms, Base quality, phred values, Reads quality checks, Interpretations from quality checks. Adapter and primer contamination. Processing reads using clipping of reads-Advantages and disadvantages of processing of reads, automation in NGS analysis and advantages (shell scripting)				
Unit –IV				09 Hrs
Structural analysis & Systems Biology: Gene prediction programs – ab initio and homology-based approaches. ORFs for gene prediction. Detection of functional sites and codon bias in the DNA. Predicting RNA secondary structure, Protein structure basics, structure visualization, comparison and classification. Protein structure predictive methods using protein sequence, Protein identity based on composition. Structure prediction - Prediction of secondary structure, tertiary structure prediction methods, Scope, Applications. Concepts, implementation of systems biology, Mass spectrometry and Systems biology, Flux Balance analysis.				
Unit –V				09 Hrs
Drug Screening: Introduction to Computer-aided drug discovery, target selection, ligand preparation and enumeration, molecular docking, post-docking processing, molecular dynamics simulations, applications and test cases, AI/ML in Drug discovery				



Course Outcomes: After completing the course, the students will be able to:-	
CO1	Gain proficiency in utilizing a range of bioinformatics tools and databases for comprehensive sequence and structural analysis.
CO2	Investigate and apply innovative sequencing technologies and analytical methods to solve complex biological questions and advance research in genomics and molecular biology.
CO3	Demonstrate expertise in NGS technologies, including performing data quality assessments, read processing, and managing large-scale data.
CO4	Apply bioinformatics tools for modeling and simulating biological processes, with a focus on gene prediction using both ab initio and homology-based approaches.

Reference Books	
1	Xiong J. Essential bioinformatics. Cambridge University Press; 2006 Mar 13.
2.	Buehler LK, Rashidi HH, editors. Bioinformatics basics: applications in biological science and medicine. CRC Press; 2005 Jun 23.
3.	Ghosh Z, Mallick BM. Bioinformatics principles and Applications. Oxford University Press; 2018 Jun 13.
4.	Low L, Tammi MT. Introduction to next generation sequencing technologies. Bioinformatics. WORLD SCIENTIFIC. 2017 Jul 26:1-21.
5.	Bioinformatics: Sequence and Genome Analysis; D W Mount; 2014; CSHL Press; 2nd edn; ISBN: 9780879697129.
6.	Computational Systems Biology; A Kriete and R Eils; 2006; Academic Press; Illustrated edn; ISBN: 978-01-208-87866.

RUBRIC FOR THE CONTINUOUS INTERNAL EVALUATION (THEORY)		
#	COMPONENTS	MARKS
1.	QUIZZES: Quizzes will be conducted in online/offline mode. TWO QUIZZES will be conducted & Each Quiz will be evaluated for 10 Marks. THE SUM OF TWO QUIZZES WILL BE THE FINAL QUIZ MARKS.	20
2.	TESTS: Students will be evaluated in test, descriptive questions with different complexity levels (Revised Bloom's Taxonomy Levels: Remembering, Understanding, Applying, Analyzing, Evaluating, and Creating). TWO tests will be conducted. Each test will be evaluated for 50 Marks, adding upto 100 Marks. FINAL TEST MARKS WILL BE REDUCED TO 40 MARKS.	40
3.	EXPERIENTIAL LEARNING: Students will be evaluated for their creativity and practical implementation of the problem. Case study-based teaching learning (10), Program specific requirements (10), Video based seminar/presentation/demonstration (20) ADDING UPTO 40 MARKS.	40
MAXIMUM MARKS FOR THE CIE THEORY		100



RUBRIC FOR SEMESTER END EXAMINATION (THEORY)		
Q. NO.	CONTENTS	MARKS
PART A		
1	Objective type questions covering entire syllabus	20
PART B		
(Maximum of TWO Sub-divisions only; wherein one sub division will be a caselet in the related topics)		
2	Unit 1 : (Compulsory)	16
3 & 4	Unit 2 : Question 3 or 4	16
5 & 6	Unit 3 : Question 5 or 6	16
7 & 8	Unit 4 : Question 7 or 8	16
9 & 10	Unit 5: Question 9 or 10	16
TOTAL		100



Semester: VI			
INDUSTRIAL SAFETY ENGINEERING			
Category: Institutional Electives-I GROUP-E			
(Theory)			
Course Code	: CH266TEC	CIE	: 100 Marks
Credits: L:T:P	: 3:0:0	SEE	: 100 Marks
Total Hours	: 45L	SEE Duration	: 03 Hours
Unit-I			08 Hrs
Introduction Safety:			
Introduction to industrial safety engineering, major industrial accidents, safety and health issues, key concepts and terminologies, Hazard theory, Hazard triangle, Hazard actuation, Actuation transition, Causal factors, problems on OSHA			
Unit – II			08 Hrs
Risk assessment and control: Risk assessment, Risk perception, acceptable risk, problems on net present value, internal rate of return, payback period concepts including real life examples.			
Hazard Identification Methods: Preliminary Hazard List (PHL), worksheets, case study. Preliminary Hazard Analysis (PHA), Fault tree and Event tree analysis. Design and development of fault tree and event tree for high pressure reactor system.			
Unit –III			08 Hrs
Hazard analysis: Hazard and Operability Study (HAZOP): Guide words, HAZOP matrix, Procedure, HAZOP studies on reactors, heat exchanger, design of HAZOP table, Failure Modes and Effects Analysis (FMEA) concept, methodology, problems of FMEA, examples.			
Unit –IV			08 Hrs
Risk analysis on capital budgeting: Risk adjusted discount rate (RADAR) method, certainty equivalent approach, scenario analysis, probability distribution, quantification of risk using statistical parameters and associated problems.			
Unit –V			08 Hrs
Safety in process industries and case studies: Personnel Protection Equipment (PPE): Safety glasses, face shields, welding helmets, absorptive lenses, hard hats, types of hand PPE, types of foot PPE, types of body PPE. Bhopal gas tragedy, Chernobyl nuclear disaster, Chemical plant explosion and fire.			

Course Outcomes: After completing the course, the students will be able to:-	
CO1	Understand the risk assessment techniques used in process industry
CO2	Interpret the various risk assessment tools.
CO3	Use hazard identification tools for safety management.
CO4	Analyze tools and safety procedures for protection in process industries.

Reference Books	
1.	Functional Safety in the Process Industry: A Handbook of practical Guidance in the application of IEC61511 and ANSI/ISA-84, Kirkcaldy K.J.D Chauhan, 2012, North corolina,Lulu publication, ISBN:1291187235.
2.	Safety Instrumented Systems Verification Practical probabilistic calculations, Goble and William M., 2005, Pensulvania ISA publication, ISBN:155617909X.
3.	Industrial safety and risk Management, Laird Wilson and Doug Mc Cutche, 1st Edition, 2003,The University of alberta press,Canada, ISBN: 0888643942.
4.	Industrial Safety, Health and Environment Management Systems, R K Jain, Sunil S Rao, 4th Edition, 2005, Khanna Publishers, New Delhi, ISBN: 8174092102.



RUBRIC FOR THE CONTINUOUS INTERNAL EVALUATION (THEORY)		
#	COMPONENTS	MARKS
1.	QUIZZES: Quizzes will be conducted in online/offline mode. TWO QUIZZES will be conducted & Each Quiz will be evaluated for 10 Marks. THE SUM OF TWO QUIZZES WILL BE THE FINAL QUIZ MARKS.	20
2.	TESTS: Students will be evaluated in test, descriptive questions with different complexity levels (Revised Bloom's Taxonomy Levels: Remembering, Understanding, Applying, Analyzing, Evaluating, and Creating). THREE tests will be conducted. Each test will be evaluated for 50 Marks, adding upto 150 Marks. FINAL TEST MARKS WILL BE REDUCED TO 40 MARKS.	40
3.	EXPERIENTIAL LEARNING: Students will be evaluated for their creativity and practical implementation of the problem. Case study-based teaching learning (10), Program specific requirements (10), Video based seminar/presentation/demonstration (20) ADDING UPTO 40 MARKS.	40
MAXIMUM MARKS FOR THE CIE THEORY		100

RUBRIC FOR SEMESTER END EXAMINATION (THEORY)		
Q. NO.	CONTENTS	MARKS
PART A		
1	Objective type questions covering entire syllabus	20
PART B (Maximum of TWO Sub-divisions only)		
2	Unit 1 : (Compulsory)	16
3 & 4	Unit 2 : Question 3 or 4	16
5 & 6	Unit 3 : Question 5 or 6	16
7 & 8	Unit 4 : Question 7 or 8	16
9 & 10	Unit 5: Question 9 or 10	16
TOTAL		100



Semester: VI					
ROBOTOC PROCESS AUTOMATION					
Category: Institutional Electives-I GROUP-E					
(Theory)					
Course Code	:	CS266TED		CIE	: 100 Marks
Credits: L:T:P	:	3:0:0		SEE	: 100 Marks
Total Duration	:	45 L		SEE Duration	: 03 Hrs

Unit – I	8 Hrs
<p>RPA Concepts: RPA Basics, History of Automation, what is RPA? RPA vs Automation, Processes & Flowcharts, Programming Constructs in RPA, What Processes can be Automated? Types of Bots, Workloads that can be automated.</p> <p>RPA Advanced Concepts: Standardization of processes, Setting up the Centre of Excellence, RPA Development methodologies, Difference from SDLC, RPA journey, RPA business case, RPA Team, Process Design Document/Solution Design Document, Industries best suited for RPA, Risks & Challenges with RPA, RPA and emerging ecosystem.</p>	
Unit – II	7 Hrs
<p>RPA Tool Introduction: Introduction to UiPath - the User Interface, Types of Variables, Variables in UiPath, Managing Arguments, The Arguments Panel, Namespaces; Control flow statements in UiPath, Sequences and Flowcharts, Control Flow Activities Data Manipulation Introduction, Data Manipulation Operations, Types of data storing variables, Text Manipulation, main string methods.</p> <p>UiPath Recording: Basic, Desktop and Web Recording, Image and Native Citrix Recording, Input/output methods, Types of OCR, Data Scraping, Advanced Scraping techniques.</p>	
Unit – III	7 Hrs
<p>Advanced Automation Concepts: Selectors, Types of Selectors (Full, partial, dynamic), Defining and Assessing Selectors, Customization, Debugging. Image, Text & Advanced Citrix Automation – Introduction, Keyboard based automation, Information Retrieval, Best Practices Excel Data Tables & PDF, Data Tables in RPA, Excel and Data Table, Extracting Data from Data Table, Anchors, Using anchors in PDF</p>	
Unit – IV	7 Hrs
<p>Email Automation, Exceptions and Deploying Bots: Introduction to Email Automation, Key concepts of email, email protocols, email automation in UiPath, email as input and output. Debugging and Exception Handling, Types of exception, Debugging Tools, Strategies for solving issues, Catching errors. Overview of orchestration Server, orchestrator functionalities, Connecting Bot to orchestrator</p>	
Unit – V	7 Hrs
<p>Hyper automation: Components and application of Hyper automation, Automation versus hyper automation, Benefits and challenges of hyper automation, use cases, Phases (Integration, Discover, Orchestration and Governance), Trends in Hyper automation (low-code/no-code platform, HaaS)</p>	

Course Outcomes: After completing the course, the students will be able to	
CO1	Understand RPA principles, its features and applications
CO2	Demonstrate proficiency in handling variables and decision making inside a workflow and data manipulation techniques
CO3	Gain insights into recording, Email Automation and exception handling and orchestrator.
CO4	Analyze the trends in automation and chose business strategy to design a real-world automation workflow.



Reference Books:	
1.	Alok Mani Tripathi, "Learning Robotic Process Automation, Publisher: Packt Publishing, Release Date: March 2018 ISBN: 9781788470940
2.	PASCAL BORNET, Intelligent automation: Welcome to the world of hyperautomation, World Scientific Publishing Company, ISBN-13: 978-9811235481 December 2020
3.	UiPath pdf manuals
4.	https://www.uipath.com/rpa/robotic-process-automation
5.	https://www.ibm.com/topics/hyperautomation
6.	https://www.pega.com/hyperautomation

RUBRIC FOR THE CONTINUOUS INTERNAL EVALUATION (THEORY)		
#	COMPONENTS	MARKS
1.	QUIZZES: Quizzes will be conducted in online/offline mode. TWO QUIZZES will be conducted & Each Quiz will be evaluated for 10 Marks. THE SUM OF TWO QUIZZES WILL BE THE FINAL QUIZ MARKS.	20
2.	TESTS: Students will be evaluated in test, descriptive questions with different complexity levels (Revised Bloom's Taxonomy Levels: Remembering, Understanding, Applying, Analyzing, Evaluating, and Creating). THREE tests will be conducted. Each test will be evaluated for 50 Marks, adding upto 150 Marks. FINAL TEST MARKS WILL BE REDUCED TO 40 MARKS.	40
3.	EXPERIENTIAL LEARNING: Students will be evaluated for their creativity and practical implementation of the problem. Case study-based teaching learning (10), Program specific requirements (10), Video based seminar/presentation/demonstration (20) ADDING UPTO 40 MARKS.	40
MAXIMUM MARKS FOR THE CIE THEORY		100

RUBRIC FOR SEMESTER END EXAMINATION (THEORY)		
Q. NO.	CONTENTS	MARKS
PART A		
1	Objective type questions covering entire syllabus	20
PART B (Maximum of TWO Sub-divisions only)		
2	Unit 1 : (Compulsory)	16
3 & 4	Unit 2 : Question 3 or 4	16
5 & 6	Unit 3 : Question 5 or 6	16
7 & 8	Unit 4 : Question 7 or 8	16
9 & 10	Unit 5: Question 9 or 10	16
TOTAL		100



Semester: VI			
INTELLIGENT TRANSPORTATION SYSTEMS			
Category: Institutional Electives-I GROUP-E			
(Theory)			
Course Code	:	CV266TEE	CIE : 100 Marks
Credits: L:T:P	:	3:0:0	SEE : 100 Marks
Total Hours	:	45L	SEE Duration : 03 Hours
Unit-I			08 Hrs
Introduction to Intelligent Transportation Systems (ITS): Historical background, Urbanisation, Motorisation, Transport system characteristics, Transport problems and issues, Challenges and opportunities in ITS: ITS-Today and tomorrow, ITS training and education needs, Role and importance of ITS in context of Indian Transport system and opportunity for sector growth of ITS.			
Unit – II			08 Hrs
ITS Architecture: introduction, Functionalities required for User service, Logical architecture, Physical architecture, Equipment and Market packages, Need of ITS Architecture to solve problems in Urban area. Technology building blocks for ITS: Introduction, Data acquisition, Communication tools, Data analysis and Traveller information. Various detection, Identification and collection methods for ITS.			
Unit –III			08 Hrs
Traffic management system components and ITS: Introduction, objectives, traffic management measures, ITS for traffic management, Development of traffic management system, Traffic Management Centre, Advance Traffic Management System, Advanced Traveller Information System, Advance Vehicle Control Systems, Advance Public Transport System, Commercial Vehicle Operations, ITS For Intermodal Freight Transport.			
Unit –IV			08 Hrs
ITS Evaluation – Project selection at the planning level, Deployment Tracking, Impact Assessment, Benefits by ITS components, Evaluation Guidelines. ITS for Law Enforcement: Introduction, Enhance and support the enforcement traffic rules and regulations, ITS Funding options.			
Unit –V			08 Hrs
ITS Standards-Standard development process, National ITS architecture and standards, ITS standards application areas, National Transportation Communications for ITS Protocol, Standards testing. ITS for smart cities and Case studies.			

Course Outcomes: After completing the course, the students will be able to:-	
CO1	Identify and apply ITS applications at different levels
CO2	Illustrate ITS architecture for planning process
CO3	Examine the significance of ITS for various levels
CO4	Compose the importance of ITS in implementations



Reference Books	
1.	Pradip Kumar Sarkar and Amit Kumar Jain, "Intelligent Transport Systems", PHI Learning Private Limited, Delhi, 2018, ISBN-9789387472068
2	Choudury M A and Sadek A, "Fundamentals of Intelligent Transportation Systems Planning" Artech House publishers (31 March 2003); ISBN-10: 1580531601
3	Bob Williams, "Intelligent transportation systems standards", Artech House, London, 2008. ISBN-13: 978-1-59693-291-3
4	Asier Perallos, Unai Hernandez-Jayo, Enrique Onieva, Ignacio Julio García Zuazola "Intelligent Transport Systems: Technologies and Applications" Wiley Publishing ©2015, ISBN:1118894782 9781118894781,
5	R.P Roess, E.S. Prassas, W.R. McShane. Traffic Engineering, Pearson Educational International, Third Edition, 2004, ISBN-13: 978-0-13-459971-7.

RUBRIC FOR THE CONTINUOUS INTERNAL EVALUATION (THEORY)		
#	COMPONENTS	MAR KS
1.	QUIZZES: Quizzes will be conducted in online/offline mode. TWO QUIZZES will be conducted & Each Quiz will be evaluated for 10 Marks. THE SUM OF TWO QUIZZES WILL BE THE FINAL QUIZ MARKS.	20
2.	TESTS: Students will be evaluated in test, descriptive questions with different complexity levels (Revised Bloom's Taxonomy Levels: Remembering, Understanding, Applying, Analyzing, Evaluating, and Creating). TWO tests will be conducted. Each test will be evaluated for 50 Marks, adding upto 100 Marks. FINAL TEST MARKS WILL BE REDUCED TO 40 MARKS.	40
3.	EXPERIENTIAL LEARNING: Students will be evaluated for their creativity and practical implementation of the problem. Case study-based teaching learning (10), Program specific requirements (10), Video based seminar/presentation/demonstration (20) Phase 2 will be done in the exhibition mode (Demo/Prototype/any outcome). ADDING UPTO 40 MARKS.	40
MAXIMUM MARKS FOR THE CIE THEORY		100

RUBRIC FOR SEMESTER END EXAMINATION (THEORY)		
Q. NO.	CONTENTS	MARKS
PART A		
1	Objective type questions covering entire syllabus	20
PART B (Maximum of TWO Sub-divisions only)		
2	Unit 1 : (Compulsory)	16
3 & 4	Unit 2 : Question 3 or 4	16
5 & 6	Unit 3 : Question 5 or 6	16
7 & 8	Unit 4 : Question 7 or 8	16
9 & 10	Unit 5: Question 9 or 10	16
TOTAL		100



Semester: VI			
INTEGRATED HEALTH MONITORING OF STRUCTURES			
Category: Institutional Electives-I GROUP-E			
(Theory)			
Course Code	:	CV266TEF	CIE : 100 Marks
Credits: L:T:P	:	3:0:0	SEE : 100 Marks
Total Hours	:	42L	SEE Duration : 03 Hours
Unit-I			08 Hrs
Structural Health: Factors affecting Health of Structures, Causes of Distress, Regular Maintenance, Importance of maintenance			
Structural Health Monitoring: Concepts, Various Measures, Analysis of behavior of structures using remote structural health monitoring, Structural Safety in Alteration.			
Unit – II			08 Hrs
Materials: Piezo–electric materials and other smart materials, electro–mechanical impedance (EMI) technique, adaptations of EMI technique, Sensor technologies used in SHM			
Structural Audit: Assessment of Health of Structure, Collapse and Investigation, Investigation Management, SHM Procedures, SHM using Artificial Intelligence			
Unit –III			08 Hrs
Static Field Testing: Types of Static Tests, Simulation and Loading Methods, sensor systems and hardware requirements, Static Response Measurement.			
Unit –IV			08 Hrs
Dynamic Field Testing: Types of Dynamic Field Test, Stress History Data, Dynamic Response Methods, Hardware for Remote Data Acquisition Systems, Remote Structural Health Monitoring.			
Unit –V			08 Hrs
Remote Structural Health Monitoring: Introduction, Hardware for Remote Data Acquisition Systems, Advantages, Case studies on conventional and Remote structural health monitoring			
Case studies: Structural Health Monitoring of Bridges, Buildings, Dams, Applications of SHM in offshore Structures- Methods used for non-destructive evaluation (NDE) and health monitoring of structural components			

Course Outcomes: After completing the course, the students will be able to:-	
CO1	Diagnose the distress in the structure understanding the causes and factors.
CO2	Understand safety aspects, components and materials used in Structural Health Monitoring.
CO3	Assess the health of structure using static field methods and dynamic field tests.
CO4	Analyse behavior of structures using remote structural health monitoring

Reference Books	
1	Structural Health Monitoring, Daniel Balageas, Claus Peter Fritzen, Alfredo Güemes,2006, John Wiley and Sons, ISBN: 978-1905209019
2	Health Monitoring of Structural Materials and Components Methods with Applications, Douglas E Adams, 2007,John Wiley and Sons, ISBN:9780470033135
3	Structural Health Monitoring and Intelligent Infrastructure, J. P. Ou, H. Li and Z. D. Duan, Vol1,2006,Taylor and Francis Group, London, UK. ISBN: 978-0415396523
4	Structural Health Monitoring with Wafer Active Sensors, Victor Giurgutiu, 2007,Academic Press Inc, ISBN: 9780128101612



RUBRIC FOR THE CONTINUOUS INTERNAL EVALUATION (THEORY)		
#	COMPONENTS	MARKS
1.	QUIZZES: Quizzes will be conducted in online/offline mode. TWO QUIZZES will be conducted & Each Quiz will be evaluated for 10 Marks. THE SUM OF TWO QUIZZES WILL BE THE FINAL QUIZ MARKS.	20
2.	TESTS: Students will be evaluated in test, descriptive questions with different complexity levels (Revised Bloom's Taxonomy Levels: Remembering, Understanding, Applying, Analyzing, Evaluating, and Creating). THREE tests will be conducted. Each test will be evaluated for 50 Marks, adding upto 150 Marks. FINAL TEST MARKS WILL BE REDUCED TO 40 MARKS.	40
3.	EXPERIENTIAL LEARNING: Students will be evaluated for their creativity and practical implementation of the problem. Case study-based teaching learning (10), Program specific requirements (10), Video based seminar/presentation/demonstration (20) ADDING UPTO 40 MARKS.	40
MAXIMUM MARKS FOR THE CIE THEORY		100

RUBRIC FOR SEMESTER END EXAMINATION (THEORY)		
Q. NO.	CONTENTS	MARKS
PART A		
1	Objective type questions covering entire syllabus	20
PART B (Maximum of TWO Sub-divisions only)		
2	Unit 1 : (Compulsory)	16
3 & 4	Unit 2 : Question 3 or 4	16
5 & 6	Unit 3 : Question 5 or 6	16
7 & 8	Unit 4 : Question 7 or 8	16
9 & 10	Unit 5: Question 9 or 10	16
TOTAL		100



Semester: VI					
ADVANCED ENERGY STORAGE FOR E-MOBILITY					
Category: Institutional Electives-I GROUP-E					
(Theory)					
Course Code	:	CM266TEG		CIE	: 100 Marks
Credits: L:T:P	:	3:0:0		SEE	: 100 Marks
Total Hours	:	45L		SEE Duration	: 3.00 Hours
Unit-I					07 Hrs
Energy storage in electric vehicles					
Introduction to E-mobility, background of alternative energy sources and sustainability. Types of electric vehicles and their salient features along with their energy requirement. Fundamentals of advanced battery technology. Battery characteristics. Specification of advanced battery for e mobility.					
Unit – II					08 Hrs
Advanced lithium-ion batteries					
Basic concepts of lithium batteries. Types of advanced cathode and anode materials employed in lithium batteries. Construction, working and future applications of lithium cobalt oxide, lithium iron phosphate, Lithium air, lithium sulfur and lithium polymer batteries with their advancement in vehicle electrification.					
Unit –III					09 Hrs
Non lithium batteries for e mobility					
Limitations of lithium batteries. Overview of non-lithium battery technology. Construction and working of advanced non-Lithium batteries such as Lead acid, Nickel Metal Hydride, Redox flow, Zebra, Sodium and Magnesium batteries. Electrode materials and electrolyte considerations in non lithium batteries. Performance comparison with lithium-ion batteries. Battery requirement in charging infrastructure.					
Unit –IV					09 Hrs
Chemistry of alternative storage devices					
Introduction to super capacitor. Construction, working and applications of supercapacitors along with the materials used in electrodes. Types of advanced supercapacitors. Application of supercapacitors in regenerative braking. Advancement in battery-supercapacitor hybrid, Battery-fuel cell hybrid, and Battery-solar cell hybrid electric vehicles with their advantages and limitations.					
Unit –V					09 Hrs
Battery management and recycling:					
Battery management systems (BMS): Fundamentals of battery management systems and controls, State-of-charge (SoC), state-of-health (SoH) and Cell balancing techniques. Battery Thermal Management: Passive and active cooling systems. Safety mechanisms, thermal runaway and thermal management. Battery recycling: Economic aspects, environmental safety and process of recycling of advanced batteries.					
Course Outcomes: After completing the course, the students will be able to					
CO1:	Implement the fundamentals of chemistry in advanced energy storage and conversion devices.				
CO2:	Apply the chemistry knowledge used for hybridization of various energy storage and conversion devices.				
CO3:	Analyze the different battery system for achieving maximum energy storage for vehicle electrification				
CO4:	Evaluation of efficiency of a battery with respect to cost, environmental safety, material, energy consumption and recycling.				



Reference Books	
1	Battery reference book, T. R. Crompton., 3rd edition, NEWNES Reed Educational and Professional Publishing Ltd 2000, ISBN: 07506 4625 X.
2	Batteries for Electric Vehicles, D. A. J. Rand, R. Woods, and R. M. Dell, Society of Automotive Engineers, Warrendale PA, 2003. ISBN 10: 0768001277.
3	Lithium Batteries, Science and Technology, GA. Nazri and G. Pistoia, Kluwer Academic Publisher, 2003, ISBN 978-0-387-92675-9.
4	Battery Technology Handbook, H. A. Kiehne, Marcel Dekker, NYC, 2003. ISBN: 0824742494 9780824742492.
5	Electric Vehicle Technology Explained, James Larminie and John Lowry. 2nd Edition, Wiley, ISBN-13: 978-1118505429.
6	Electric Vehicle Technology and Design, Antoni Gandia. CRC Press, ISBN-13: 978-1138551912.
7	Sustainable Transportation: Problems and Solutions. William R. Black, The Guilford Press, ISBN-13: 978-1462532072.

RUBRIC FOR THE CONTINUOUS INTERNAL EVALUATION (THEORY)		
#	COMPONENTS	MARKS
1.	QUIZZES: Quizzes will be conducted in online/offline mode. TWO QUIZZES will be conducted & Each Quiz will be evaluated for 10 Marks. THE SUM OF TWO QUIZZES WILL BE THE FINAL QUIZ MARKS.	20
2.	TESTS: Students will be evaluated in test, descriptive questions with different complexity levels (Revised Bloom's Taxonomy Levels: Remembering, Understanding, Applying, Analyzing, Evaluating, and Creating). THREE tests will be conducted. Each test will be evaluated for 50 Marks, adding upto 150 Marks. FINAL TEST MARKS WILL BE REDUCED TO 40 MARKS.	40
3.	EXPERIENTIAL LEARNING: Students will be evaluated for their creativity and practical implementation of the problem. Case study-based teaching learning (10), Program specific requirements (10), Video based seminar/presentation/demonstration (20) ADDING UPTO 40 MARKS.	40
MAXIMUM MARKS FOR THE CIE THEORY		100

RUBRIC FOR SEMESTER END EXAMINATION (THEORY)		
Q. NO.	CONTENTS	MARKS
PART A		
1	Objective type questions covering entire syllabus	20
PART B (Maximum of TWO Sub-divisions only)		
2	Unit 1 : (Compulsory)	16
3 & 4	Unit 2 : Question 3 or 4	16
5 & 6	Unit 3 : Question 5 or 6	16
7 & 8	Unit 4 : Question 7 or 8	16
9 & 10	Unit 5: Question 9 or 10	16
TOTAL		100



Semester: VI			
HUMAN MACHINE INTERFACE (HMI)			
Category: Institutional Electives-I GROUP-E			
(Theory)			
Course Code	: EC266TEH	CIE	: 100 Marks
Credits: L:T:P	: 3:0:0	SEE	: 100 Marks
Total Hours	: 45L	SEE Duration	: 03 Hrs
Unit-I			09 Hrs
<p>Foundations of HMI: The Human: History of User Interface Designing, I/O channels, Hardware, Software and Operating environments, The Psychopathology of everyday Things, Psychology of everyday actions, Reasoning and problem solving. The computer: Devices, Memory, Processing and networks. Interaction: Models, frameworks, Ergonomics, styles, elements, interactivity, Paradigms.</p> <p>Introduction to HMI and Domains: Automotive, Industrial, CE, Medical, ECUs within car and their functionalities. Interaction between ECUs. Communication protocols for ECUs(CAN, LIN, Most, FlexRay, Ethernet etc)</p>			
Unit – II			09 Hrs
<p>Automotive Human-Machine Interfaces: Automotive infotainment system - Evolution road map, Feature sets, System architecture, Trends, Human factors and ergonomics in automotive design, Automotive User Experience (UX) Design Principles, In-Vehicle Information Systems (IVIS), Driver-Assistance Systems (DAS) Interfaces, HMI design for adaptive cruise control, Voice and Gesture Recognition in Automotive HMIs, Touchscreen Interfaces and Controls, Usability Testing and Evaluation in Automotive HMIs, Safety Considerations and Regulations in Automotive HMIs, Emerging Technologies in Automotive HMIs, Human-Machine Interfaces for Autonomous Vehicles</p>			
Unit –III			09 Hrs
<p>UX and Guidelines: Introduction to UX design - stages, theory, Design thinking, UX Study, Interaction concepts, Graphic design tools - Adobe Photoshop, Adobe XD, Blender, GIMP, Asset Design - Overview, Guidelines and norms, 2D/3D rendering, OpenGL, OSG.</p>			
Unit –IV			09 Hrs
<p>HMI User Interface: User-centered HMI development process, Basics of Web-Server.Web-based HMI: Basics of TwinCAT and HTML,CSS,JavaScript.</p> <p>HMI on Mobile: Four Principles of Mobile UI Design, Benefits of Mobile HMIs, Mobile HMI Development Suites.</p>			
Unit –V			09 Hrs
<p>HMI Control Systems: Introduction to Voice-Based HMI, Gesture-Based HMI, Sensor-Based UI controls. Haptics in Automotive HMI: Kinesthetic Feedback Systems, Tactile Feedback Systems, Haptics in Multimodal HMI, Automotive Use-Cases</p> <p>HMI Testing: Limitations of Traditional Test Solutions, Case - Study: Bosch's HMI validation tool - Graphics Test Systems (GTS).</p> <p>UI analytics: Usage patterns, Debugging, Performance Profiling, Use Cases.</p>			

Course Outcomes: After completing the course, the students will be able to:-	
CO1	Understanding the application of HMIs in various domain.
CO2	Comparison of various communication protocols used in HMI development.
CO3	Apply and analyse the car multimedia system free software and hardware evolution.
CO4	Design and evaluate the graphic tools and advanced techniques for creating car dashboard multimedia systems.



Reference Books	
1.	Touch based HMI; Principles and Applications, Shuo gao, Shuo Yan, Hang Zhao, Arokia Nathan, Springer Nature Switzerland AG, 1 st Edition.
2.	Unity 2020 by Example: A Project based guide to building 2D, 3D augmented reality and Virtual reality games from sratch, Robert Wells, Packt Publishing ltd, 2020.
3.	GUI Design and Android Apps, Ryan Cohen, Tao Wang, Apress, Berkley, CA,2014.

RUBRIC FOR THE CONTINUOUS INTERNAL EVALUATION (THEORY)		
#	COMPONENTS	MARKS
1.	QUIZZES: Quizzes will be conducted in online/offline mode. TWO QUIZZES will be conducted & Each Quiz will be evaluated for 10 Marks. THE SUM OF TWO QUIZZES WILL BE THE FINAL QUIZ MARKS.	20
2.	TESTS: Students will be evaluated in test, descriptive questions with different complexity levels (Revised Bloom's Taxonomy Levels: Remembering, Understanding, Applying, Analyzing, Evaluating, and Creating). TWO tests will be conducted. Each test will be evaluated for 50 Marks, adding up to 100 Marks. FINAL TEST MARKS WILL BE REDUCED TO 40 MARKS.	40
3.	EXPERIENTIAL LEARNING: Students will be evaluated for their creativity and practical implementation of the problem. Case study-based teaching learning (10), Program specific requirements (10), Video based seminar/presentation/demonstration (20) Phase 2 will be done in the exhibition mode (Demo/Prototype/any outcome). ADDING UPTO 40 MARKS.	40
MAXIMUM MARKS FOR THE CIE		100

RUBRIC FOR SEMESTER END EXAMINATION (THEORY)		
Q. NO.	CONTENTS	MARKS
PART A		
1	Objective type questions covering entire syllabus	20
PART B (Maximum of TWO Sub-divisions only)		
2	Unit 1: (Compulsory)	16
3 & 4	Unit 2: Question 3 or 4	16
5 & 6	Unit 3: Question 5 or 6	16
7 & 8	Unit 4: Question 7 or 8	16
9 & 10	Unit 5: Question 9 or 10	16
TOTAL		100



Semester: VI					
ENERGY AUDITING & STANDARDS					
Category: Institutional Electives-I GROUP-E					
(Theory)					
Course Code	:	EE266TEJ		CIE	: 100 Marks
Credits: L:T:P	:	3:0:0		SEE	: 100 Marks
Total Hours	:	45 L		SEE Duration	: 03 Hours

Unit-I	06 Hrs
<p>Types of Energy Audit and Energy-Audit Methodology: Definition of Energy Audit, Place of Audit, Energy – Audit Methodology, Financial Analysis, Sensitivity Analysis, Project Financing Options, Energy Monitoring and Training.</p> <p>Survey Instrumentation: Electrical Measurement, Thermal Measurement, Light Measurement, Speed Measurement, Data Logger and Data Acquisition System,</p> <p>Energy Audit of a Power Plant: Indian Power Plant Scenario, Benefit of Audit, Types of Power Plants, Energy Audit of Power Plant.</p>	
Unit – II	10 Hrs
<p>Electrical-Load Management: Electrical Basics, Electrical Load Management, Variable Frequency Drives, Harmonics and its Effects, Electricity Tariff, Power Factor, Transmission and Distribution Losses.</p> <p>Energy Audit of Motors: Classification of Motors, Parameters related to Motors, Efficiency of a Motor, Energy Conservation in Motors, BEE Star Rating and Labelling.</p> <p>Energy Audit of Pumps, Blowers and Cooling Towers: Pumps, Fans and Blowers, Cooling Towers</p>	
Unit –III	09 Hrs
<p>Communication & Standards:</p> <p>Wireless technologies: WPANs, LAN, Wireless metropolitan area network, cellular network, satellite communication, Zigbee, Bluetooth, LAN, NAN</p> <p>Wireline communication: Phone line technology, powerline technology, coaxial cable technology; Optical communication, TCP/IP networks</p>	
Unit –IV	09 Hrs
<p>Energy Audit of Boilers: Classification of Boilers, Parts of Boiler, Efficiency of a Boiler, Role of excess Air in Boiler Efficiency, Energy Saving Methods.</p> <p>Energy Audit of Furnaces: Parts of a Furnace, classification of Furnaces, Energy saving Measures in Furnaces, Furnace Efficiency</p> <p>Energy Audit of Steam-Distribution Systems : Steam as Heating Fluid, Steam Basics, Requirement of Steam, Pressure, Piping, Losses in Steam Distribution Systems, Energy Conservation Methods</p>	
Unit-V	09 Hrs
<p>Energy Audit of Lighting Systems: Fundamentals of Lighting, Different Lighting Systems, Ballasts, Fixtures (Luminaries), Reflectors, Lenses and Louvres, Lighting Control Systems, Lighting System Audit, Energy Saving Opportunities.</p> <p>Energy Audit Applied to Buildings: Energy – Saving Measures in New Buildings, Water Audit, Method of Audit, General Energy – Savings Tips Applicable to New as well as Existing Buildings.</p>	

Course Outcomes: After completing the course, the students will be able to: -	
CO 1	Explain the need for energy audit, prepare a flow for audit and identify the instruments needed.
CO 2	Design and perform the energy audit process for electrical systems.
CO 3	Design and perform the energy audit process for mechanical systems
CO 4	Propose energy management scheme for a building



Reference Books	
1.	Handbook of energy audit, Sonal Desai, Kindle Edition, 2015, McGraw Hill Education, ISBN: 9339221346, 9789339221348.
2.	Energy management handbook, Wayne C Turner and Steve Doty, 6th Edition, 2015, CRC Press, ISBN: 0-88173-542-6.
3.	Energy management, Sanjeev Singh and Umesh Rathore, 1st Edition, 2016, Katson Books, ISBN 10: 9350141019, ISBN 13: 9789350141014.
4.	Energy audit of building systems, Moncef Krarti, 2nd Edition, 2010, CRC Press ISBN: 9781439828717

RUBRIC FOR THE CONTINUOUS INTERNAL EVALUATION (THEORY)		
#	COMPONENTS	MARKS
1.	QUIZZES: Quizzes will be conducted in online/offline mode. TWO QUIZZES will be conducted & Each Quiz will be evaluated for 10 Marks. THE SUM OF TWO QUIZZES WILL BE THE FINAL QUIZ MARKS.	20
2.	TESTS: Students will be evaluated in test, descriptive questions with different complexity levels (Revised Bloom's Taxonomy Levels: Remembering, Understanding, Applying, Analyzing, Evaluating, and Creating). TWO tests will be conducted. Each test will be evaluated for 50 Marks, adding upto 100 Marks. FINAL TEST MARKS WILL BE REDUCED TO 40 MARKS.	40
3.	EXPERIENTIAL LEARNING: Students will be evaluated for their creativity and practical implementation of the problem. Case study based teaching learning (10), Program specific requirements (10), Video based seminar/presentation/demonstration (20) ADDING UPTO 40 MARKS.	40
MAXIMUM MARKS FOR THE CIE THEORY		100

RUBRIC FOR SEMESTER END EXAMINATION (THEORY)		
Q. NO.	CONTENTS	MARKS
PART A		
1	Objective type questions covering entire syllabus	20
PART B (Maximum of TWO Sub-divisions only)		
2	Unit 1 : (Compulsory)	16
3 & 4	Unit 2 : Question 3 or 4	16
5 & 6	Unit 3 : Question 5 or 6	16
7 & 8	Unit 4 : Question 7 or 8	16
9 & 10	Unit 5: Question 9 or 10	16
TOTAL		100



Semester: VI			
BIOMEDICAL INSTRUMENTATION			
Category: Institutional Electives-I GROUP-E			
(Theory)			
Course Code	:	EI266TEK	CIE : 100 Marks
Credits: L:T:P	:	03:00:00	SEE : 100 Marks
Total Hours	:	45L	SEE Duration : 03 Hrs
Unit-I			09 Hrs
<p>Fundamentals: Sources of Biomedical signals, Basic medical instrumentation system, General constraints in design of medical instrumentation systems.</p> <p>Bioelectric Signals and Electrodes: Origin of bioelectric signals, Types of bioelectric signals, Recording electrodes, Electrode-tissue interface, Polarization, Skin contact impedance, Silver-silver chloride electrodes, Electrodes for ECG, EEG, EMG, Microelectrodes.</p>			
Unit – II			09 Hrs
<p>Electrocardiograph: Electrical activity of heart, Genesis and characteristics of Electrocardiograph (ECG), Block diagram description of an Electrocardiograph, ECG lead systems, Multi-channel ECG machine.</p> <p>Electroencephalograph: Genesis of EEG, Block diagram description of an EEG, 10-20 Electrode system, Computerized analysis of EEG.</p>			
Unit –III			09 Hrs
<p>Patient Monitoring System: Bedside monitors, Central Monitors, Measurement of Heart Rate, Average Heart Rate meter, Instantaneous heart rate meter, Measurement of pulse rate, Blood Pressure measurement, Direct and indirect method, Automatic blood pressure measuring apparatus using Korotkoff's method.</p> <p>Oximeters: Oximetry, ear oximeter, pulse oximeter, skin reflectance oximeter and intravascular oximeter.</p>			
Unit –IV			09 Hrs
<p>Blood Flow Meters: Electromagnetic blood flow meter, Types of electromagnetic blood flow meters, Ultrasonic blood flow meters, NMR blood flow meters, Laser Doppler blood flow meters.</p> <p>Cardiac Pacemakers and Defibrillators: Need for Cardiac pacemaker, External Pacemaker, Implantable Pacemaker, Types of Implantable Pacemaker, Ventricular Synchronous Demand Pacemaker and Programmable Pacemaker. Need for a defibrillator, DC defibrillator, Defibrillator electrodes, DC defibrillator with synchronizer.</p>			
Unit –V			09 Hrs
<p>Advances in Radiological Imaging: X-rays-principles of generation, Conventional X-ray radiography, Fluoroscopy, Angiography, Digital radiography, Digital subtraction angiography (DSA). Basic principle of computed tomography, magnetic resonance imaging system and Ultrasonic imaging system.</p>			

Course Outcomes: After completing the course, the students will be able to:-	
CO1	Understand the sources of biomedical signals and basic biomedical instruments.
CO2	Apply concepts for the design of biomedical devices
CO3	Analyze the methods of acquisition and signal conditioning to be applied to the physiological parameters.
CO4	Develop instrumentation for measuring and monitoring biomedical parameters.



Reference Books	
1.	Handbook of Biomedical Instrumentation, R. S. Khandpur, 3 rd Edition, Reprint 2016, Tata McGraw-Hill, ISBN: 9780070473553.
2.	Biomedical Instrumentation and Measurements, Leslie Cromwell & others, 2 nd Edition, Reprint 2015, ISBN: 9780130771315.
3.	Medical instrumentation: Application and Design, J. G. Webster, 3 rd Edition, Reprint 2015, Wiley Publications, ISBN: 9788126511068.
4.	Principles of Medical Imaging, K.Kirk Shung, Michael B. Smith and Benjamin Tsui, Academic Press, 2016, ISBN: 978-0126409703.

RUBRIC FOR THE CONTINUOUS INTERNAL EVALUATION (THEORY)		
#	COMPONENTS	MARKS
1.	QUIZZES: Quizzes will be conducted in online/offline mode. TWO QUIZZES will be conducted & Each Quiz will be evaluated for 10 Marks. THE SUM OF TWO QUIZZES WILL BE THE FINAL QUIZ MARKS.	20
2.	TESTS: Students will be evaluated in test, descriptive questions with different complexity levels (Revised Bloom's Taxonomy Levels: Remembering, Understanding, Applying, Analyzing, Evaluating, and Creating). Two tests will be conducted. Each test will be evaluated for 50 Marks , adding upto 100 Marks. FINAL TEST MARKS WILL BE REDUCED TO 40 MARKS.	40
3.	EXPERIENTIAL LEARNING: Students will be evaluated for their creativity and practical implementation of the problem. Case study-based teaching learning (10), Program specific requirements (10), Video based seminar/presentation/demonstration (20). Phase 2 will be done in the exhibition mode (Demo/Prototype/any outcome). ADDING UPTO 40 MARKS.	40
MAXIMUM MARKS FOR THE CIE THEORY		100

RUBRIC FOR SEMESTER END EXAMINATION (THEORY)		
Q. NO.	CONTENTS	MARKS
PART A		
1	Objective type questions covering entire syllabus	20
PART B (Maximum of TWO Sub-divisions only)		
2	Unit 1: (Compulsory)	16
3 & 4	Unit 2: Question 3 or 4	16
5 & 6	Unit 3: Question 5 or 6	16
7 & 8	Unit 4: Question 7 or 8	16
9 & 10	Unit 5: Question 9 or 10	16
TOTAL		100



Semester: VI					
TELECOMMUNICATION SYSTEMS					
Category: Institutional Electives-I GROUP-E					
(Theory)					
Course Code	:	ET266TEM		CIE	: 100 Marks
Credits: L:T:P	:	3:0:0		SEE	: 100 Marks
Total Hours	:	45 L		SEE Duration	: 3 Hours

Unit-I	8 Hrs
<p>Introduction to Electronic Communication: The Significance of Human Communication, Communication Systems, Types of Electronic Communication, Modulation and Multiplexing, Electromagnetic Spectrum, Bandwidth, A Survey of Communication Applications.</p> <p>The Fundamentals of Electronics: Gain, Attenuation, and Decibels.</p> <p>Radio Receivers: Super heterodyne receiver.</p>	
Unit – II	10 Hrs
<p>Modulation Schemes: Analog Modulation: AM, FM and PM- brief review.</p> <p>Digital Modulation: PCM, Line Codes, ASK, FSK, PSK & QAM (Architecture).</p> <p>Wideband Modulation: Spread spectrum, FHSS, DSSS.</p> <p>Multiple Access: FDMA, TDMA, CDMA.</p>	
Unit –III	10 Hrs
<p>Satellite Communication: Satellite Orbits, Satellite Communication Systems, Satellite Subsystems, Ground Stations, Satellite Applications, Global Positioning System.</p>	
Unit –IV	9 Hrs
<p>Optical Communication: Optical Principles, Optical Communication Systems, Fiber-Optic Cables, Optical Transmitters and Receivers, Wavelength-Division Multiplexing, Passive Optical Networks.</p>	
Unit –V	8 Hrs
<p>Cell Phone Technologies: Cellular concepts, Frequency allocation, Frequency reuse, Internet Telephony.</p> <p>Wireless Technologies: Wireless LAN, PANs and Bluetooth, Zig Bee, Mesh Wireless Networks, WiMax, and Wireless Metropolitan Area Networks.</p>	

Course Outcomes: After completing the course, the students will be able to :-	
CO1	Describe the basics of communication systems.
CO2	Analyze the importance of modulation and multiple access schemes for communication systems.
CO3	Analyze the operational concept of cell phone and other wireless technologies.
CO4	Justify the use of different components and sub-system in advanced communication systems.



Reference Books	
1.	Principles of Electronic Communication Systems, Louis E. Frenzel, 4 th Edition, 2016, Tata McGraw Hill, ISBN: 978-0-07-337385-0.
2.	Electronic Communication Systems, George Kennedy, 3 rd Edition, 2008, Tata McGraw Hill, ISBN: 0-02-800592-9.
3.	Introduction to Telecommunications, Anu A. Gokhale, 2 nd Edition, 2008, Cengage Learning ISBN: 981-240-081-8

RUBRIC FOR THE CONTINUOUS INTERNAL EVALUATION (THEORY)		
#	COMPONENTS	MARKS
1.	QUIZZES: Quizzes will be conducted in online/offline mode. TWO QUIZZES will be conducted & Each Quiz will be evaluated for 10 Marks. THE SUM OF TWO QUIZZES WILL BE THE FINAL QUIZ MARKS.	20
2.	TESTS: Students will be evaluated in test, descriptive questions with different complexity levels (Revised Bloom's Taxonomy Levels: Remembering, Understanding, Applying, Analyzing, Evaluating, and Creating). THREE tests will be conducted. Each test will be evaluated for 50 Marks, adding upto 150 Marks. FINAL TEST MARKS WILL BE REDUCED TO 40 MARKS.	40
3.	EXPERIENTIAL LEARNING: Students will be evaluated for their creativity and practical implementation of the problem. Case study-based teaching learning (10), Program specific requirements (10), Video based seminar/presentation/demonstration (20) ADDING UPTO 40 MARKS.	40
MAXIMUM MARKS FOR THE CIE THEORY		100

RUBRIC FOR SEMESTER END EXAMINATION (THEORY)		
Q. NO.	CONTENTS	MARKS
PART A		
1	Objective type questions covering entire syllabus	20
PART B (Maximum of TWO Sub-divisions only)		
2	Unit 1 : (Compulsory)	16
3 & 4	Unit 2 : Question 3 or 4	16
5 & 6	Unit 3 : Question 5 or 6	16
7 & 8	Unit 4 : Question 7 or 8	16
9 & 10	Unit 5: Question 9 or 10	16
TOTAL		100



Semester: VI						
MOBILE COMMUNICATION NETWORKS AND STANDARDS						
Category: Institutional Electives-I GROUP-E						
(Theory)						
Course Code	:	ET266TEN		CIE	:	100 Marks
Credits: L:T:P	:	3:0:0		SEE	:	100 Marks
Total Hours	:	45 L		SEE Duration	:	3 Hours

Unit-I	9 Hrs
Principle of Cellular Communication: Cellular Terminology, Cell Structure and Cluster, Frequency Reuse Concept, Cluster size and System Capacity, Method of Locating Co-channel cells, Frequency Reuse distance, Co-channel Interference and Signal Quality, Co-channel interference Reduction Methods.	
Unit – II	9 Hrs
Basic Cellular system: Consideration of components of a cellular system- A basic cellular system connected to PSTN, Main parts of a basic cellular system, Operation of a Cellular system, Performance criteria- Voice quality, Trunking and Grade of Service, Spectral Efficiency of FDMA and TDMA systems	
Unit –III	9 Hrs
Second generation Cellular Technology: GSM: GSM Network Architecture, Identifiers used in GSM System, GSM channels, Authentication and Security in GSM, GSM Call Procedure, GSM Hand-off Procedures.	
Unit –IV	9 Hrs
3G Digital Cellular Technology: GPRS: GPRS technology, GPRS NetworkArchitecture, GPRS signalling, Mobility Management in GPRS. UMTS: UMTS Network Architecture, UMTS Interfaces, UMTS Air Interface Specifications, UMTS Channels.	
Unit –V	9 Hrs
Wireless Personal Area Networks: Network architecture, components, Bluetooth, Zigbee, Applications. Wireless Local Area networks: Network Architecture, Standards, Applications. Wireless Metropolitan Area Networks: IEEE 802.16 standards, advantages, WMAN Network architecture, Protocol stack	

Course Outcomes: After completing the course, the students will be able to :-	
CO1	Describe the concepts and terminologies for Cellular Communication.
CO2	Analyze the Architecture, Hand-off and Security aspects in 2G and 3G Networks.
CO3	Compare the performance features of 2G and 3G Cellular Technologies.
CO4	Analyze and Compare the architectures of various Wireless technologies and standards.



Reference Books	
1.	Wireless Communications, T.L. Singal, 2nd Reprint 2011, Tata McGraw Hill Education Private Limited, ISBN: 978-0-07-068178-1
2.	Wireless and Mobile Networks Concepts and Protocols, Dr. Sunil Kumar SManvi, 2010, Willey India Pvt. Ltd., ISBN: 978-81-265-2069-5.
3.	Wireless Communication, Upena Dalal, 1st Edition, 2009, Oxford higher Education, ISBN-13:978-0-19-806066-6.
4	Wireless Communications Principles and practice, Theodore S Rappaport, 2nd Edition, Pearson, ISBN 97881-317-3186-4

RUBRIC FOR THE CONTINUOUS INTERNAL EVALUATION (THEORY)		
#	COMPONENTS	MARKS
1.	QUIZZES: Quizzes will be conducted in online/offline mode. TWO QUIZZES will be conducted & Each Quiz will be evaluated for 10 Marks. THE SUM OF TWO QUIZZES WILL BE THE FINAL QUIZ MARKS.	20
2.	TESTS: Students will be evaluated in test, descriptive questions with different complexity levels (Revised Bloom's Taxonomy Levels: Remembering, Understanding, Applying, Analyzing, Evaluating, and Creating). THREE tests will be conducted. Each test will be evaluated for 50 Marks, adding upto 150 Marks. FINAL TEST MARKS WILL BE REDUCED TO 40 MARKS.	40
3.	EXPERIENTIAL LEARNING: Students will be evaluated for their creativity and practical implementation of the problem. Case study-based teaching learning (10), Program specific requirements (10), Video based seminar/presentation/demonstration (20) ADDING UPTO 40 MARKS.	40
MAXIMUM MARKS FOR THE CIE THEORY		100

RUBRIC FOR SEMESTER END EXAMINATION (THEORY)		
Q. NO.	CONTENTS	MARKS
PART A		
1	Objective type questions covering entire syllabus	20
PART B (Maximum of TWO Sub-divisions only)		
2	Unit 1 : (Compulsory)	16
3 & 4	Unit 2 : Question 3 or 4	16
5 & 6	Unit 3 : Question 5 or 6	16
7 & 8	Unit 4 : Question 7 or 8	16
9 & 10	Unit 5: Question 9 or 10	16
TOTAL		100



Semester: VI						
MOBILE APPLICATION DEVELOPMENT						
Category: Institutional Electives-I GROUP-E						
(Theory)						
Course Code	:	IS266TEO		CIE	:	100 Marks
Credits: L:T:P	:	3:0:0		SEE	:	100 Marks
Total Hours	:	45L		SEE Duration	:	03 Hours

Prerequisite: - Programming in Java.

Unit-I	09 Hrs
Introduction: Smart phone operating systems and smart phones applications. Introduction to Android, Installing Android Studio, creating an Android app project, deploying the app to the emulator and a device. UI Design: Building a layout with UI elements, Layouts, Views and Resources, Text and Scrolling Views. Activities and Intents, The Activity Lifecycle, Managing State, Activities and Implicit Intents, The Android Studio Debugger, Testing the Android app, The Android Support Library.	
Unit-II	09 Hrs
User experience: User interaction, User Input Controls, Menus, Screen Navigation, Recycler View, Delightful user experience, Drawables, Styles, and Themes, Material Design, Testing app UI, Testing the User Interface	
Unit-III	09 Hrs
Working in the background: Async Task and Async Task Loader, Connect to the Internet, Broadcast Receivers and Services. Scheduling and optimizing background tasks – Notifications, Scheduling Alarms, and Transferring Data Efficiently	
Unit-IV	09 Hrs
All about data: Preferences and Settings, Storing Data, Shared Preferences. Storing data using SQLite, SQLite Database. Sharing data with content providers. Advanced Android Programming: Internet, Entertainment and Services. Displaying web pages and maps, communicating with SMS and emails, Sensors.	
Unit-V	09 Hrs
Hardware Support & devices: Permissions and Libraries, Performance and Security. Fire base and AdMob, Publish and Polish, Multiple Form Factors, Using Google Services.	

Course Outcomes: After completing the course, the students will be able to	
CO1:	Comprehend the basic features of android platform and the application development process. Acquire familiarity with basic building blocks of Android application and its architecture.
CO2:	Apply and explore the basic framework, usage of SDK to build Android applications incorporating Android features in developing mobile applications.
CO3:	Demonstrate proficiency in coding on a mobile programming platform using advanced Android technologies, handle security issues, rich graphics interfaces, using debugging and troubleshooting tools.
CO4:	Create innovative applications, understand the economics and features of the app marketplace by offering the applications for download.



Reference Books	
1	Android Programming, Phillips, Stewart, Hardy and Marsicano, Big Nerd Ranch Guide, 2 nd Edition, 2015, ISBN-13 978-0134171494
2	Android Studio Development Essentials-Android 6, Neil Smyth, 2015, Create Space Independent Publishing Platform, ISBN: 9781519722089
3	Android Programming - Pushing the Limits, Eric Hellman, 2013, Wiley, ISBN-13: 978-1118717370
4	Professional Android 2 Application Development, Reto Meier, Wiley India Pvt. Ltd, 1 st Edition, 2012, ISBN-13: 9788126525898
5	Beginning Android 3, Mark Murphy, Apress Springer India Pvt Ltd, 1 st Edition, 2011, ISBN-13: 978-1-4302-3297-1
6	Android Developer Training - https://developers.google.com/training/android/ Android Testing Support Library - https://google.github.io/android-testing-support-library/

RUBRIC FOR THE CONTINUOUS INTERNAL EVALUATION (THEORY)		
#	COMPONENTS	MARKS
1.	QUIZZES: Quizzes will be conducted in online/offline mode. TWO QUIZZES will be conducted & Each Quiz will be evaluated for 10 Marks. Each quiz is evaluated for 10 marks adding up to 20 MARKS	20
2.	TESTS: Students will be evaluated in test, descriptive questions with different complexity levels (Revised Bloom's Taxonomy Levels: Remembering, Understanding, Applying, Analyzing, Evaluating, and Creating). TWO tests will be conducted. Each test will be evaluated for 50 Marks , adding up to 100 Marks. FINAL TEST MARKS WILL BE REDUCED TO 40 MARKS.	40
3.	EXPERIENTIAL LEARNING: Students will be evaluated for their creativity and practical implementation of the problem. Case study based teaching learning (10), Program specific requirements (10), Video based seminar/presentation/demonstration (10) Designing & Modeling (10) ADDING UPTO 40 MARKS.	40
MAXIMUM MARKS FOR THE CIE THEORY		100

RUBRIC FOR SEMESTER END EXAMINATION (THEORY)		
Q.NO.	CONTENTS	MARKS
PART A		
1	Objective type questions covering entire syllabus	20
PART B (Maximum of TWO Sub-divisions only)		
2	Unit 1 : (Compulsory)	16
3 & 4	Unit 2 : Question 3 or 4	16
5 & 6	Unit 3 : Question 5 or 6	16
7 & 8	Unit 4 : Question 7 or 8	16
9 & 10	Unit 5: Question 9 or 10	16
TOTAL		100



Semester: VI			
ELEMENTS OF FINANCIAL MANAGEMENT			
Category: Institutional Electives-I GROUP-E			
(Theory)			
Course Code	:	IM266TEQ	CIE : 100 Marks
Credits: L:T:P	:	3:0:0	SEE : 100 Marks
Total Hours	:	45L	SEE Duration : 3.00 Hours
Unit-I			06 Hrs
<p>Financial Management-An overview: Financial Decisions in a firm, Goals of a firm, Fundamental principle of finance, Organization of finance function and its relation to other functions, Regulatory framework.</p> <p>The financial System: Functions, Assets, Markets, Market returns, Intermediaries, regulatory framework, Growth and trends in Indian financial system.</p>			
Unit – II			10 Hrs
<p>Financial statements, Taxes and cash flow: Balance sheet, statement of profit and loss, items in annual report, manipulation of bottom line, Profits vs Cash flows, Taxes. (Conceptual treatment only)</p> <p>Time Value of Money: Future value of a single amount, future value of an annuity, present value of a single amount, present value of an annuity.</p> <p>Valuation of securities: Basic valuation model, bond valuation, equity valuation-dividend capitalization approach and other approaches.</p>			
Unit –III			10 Hrs
<p>Risk and Return: Risk and Return of single assets and portfolios, measurement of market risk, relationship between risk and return, implications.</p> <p>Techniques of Capital Budgeting: Capital budgeting process, project classification, investment criteria, Net present value, Benefit-Cost ratio, Internal Rate of return, Payback period, Accounting rate of return. (Conceptual and Numerical treatment)</p>			
Unit –IV			10 Hrs
<p>Long term finance: Sources- Equity capital, Internal accruals, preference capital, term loans, debentures. Raising long term finance- Venture capital, Initial Public Offer, Follow on Public Offer, Rights Issue, Private Placement, Term Loans, Investment Banking</p> <p>Securities Market: Primary market vs Secondary market, Trading and Settlements, Stock market quotations and Indices, Govt. securities market, Corporate debt market.</p>			
Unit –V			09 Hrs
<p>Working Capital – Policy and Financing: Factors influencing working capital requirements, Current assets financing policy, operating cycle and cash cycle. Accruals, trade credit, banks, public deposits, inter-corporate deposits, short term loans, right debentures, commercial paper, Factoring (Conceptual treatment only)</p>			

Course Outcomes: After completing the course, the students will be able to:-	
CO1	Explain the features and elements of a financial system.
CO2	Recognize the relevance basic principles of financial management in decision making.
CO3	Describe the processes and techniques of capital budgeting and working capital financing by organizations.
CO4	Demonstrate an understanding of various sources of finance.



Reference Books:	
1.	Fundamentals of Financial Management, Prasanna Chandra, 6th Edition, 2018, McGraw Hill Education(India) Pvt. Ltd, ISBN: 978-93-392-0313-9, 93-392-0313-5
2.	Financial Management ,I M Pandey, 12 th edn, 2021, Pearson, ISBN-939057725X, 978-9390577255
3.	Financial Management-Text, Problems and Cases, Khan M Y & Jain P K, 8th Edition, 2018, McGraw Hill Education(India) Pvt. Ltd, ISBN: 9353162181 , 9789353162184
4.	Fundamentals of Financial Management, Eugene F Brigham, Joel F Houston, 8 th Edition, 2014, Cengage Learning, ISBN : 9781285065137, 1285065131.

RUBRIC FOR THE CONTINUOUS INTERNAL EVALUATION (THEORY)		
#	COMPONENTS	MARKS
1	QUIZZES: Quizzes will be conducted in online/offline mode. TWO QUIZZES will be conducted & Each Quiz will be evaluated for 10 Marks. Each quiz is evaluated for 10 marks adding up to 20 MARKS	20
2	TESTS: Students will be evaluated in test, descriptive questions with different complexity levels (Revised Bloom's Taxonomy Levels: Remembering, Understanding, Applying, Analyzing, Evaluating, and Creating). TWO tests will be conducted. Each test will be evaluated for 50 Marks , adding upto 100 Marks. FINAL TEST MARKS WILL BE REDUCED TO 40 MARKS.	40
3	EXPERIENTIAL LEARNING: Students will be evaluated for their creativity and practical implementation of the problem. Case study based teaching learning (10), Program specific requirements (10), Video based seminar/presentation/demonstration (10) Designing & Modeling (10) ADDING UPTO 40 MARKS.	40
MAXIMUM MARKS FOR THE CIE THEORY		100

RUBRIC FOR SEMESTER END EXAMINATION (THEORY)		
Q.NO.	CONTENTS	MARKS
PART A		
1	Objective type questions covering entire syllabus	20
PART B (Maximum of TWO Sub-divisions only)		
2	Unit 1 : (Compulsory)	16
3 & 4	Unit 2 : Question 3 or 4	16
5 & 6	Unit 3 : Question 5 or 6	16
7 & 8	Unit 4 : Question 7 or 8	16
9 & 10	Unit 5: Question 9 or 10	16
TOTAL		100



Semester: VI			
OPTIMIZATION TECHNIQUES			
Category: Institutional Electives-I GROUP-E			
(Theory)			
Course Code	:	IM266TER	CIE : 100 Marks
Credits: L:T:P	:	3:0:0	SEE : 100 Marks
Total Hours	:	45L	SEE Duration : 03 Hours
UNIT – I			08 Hrs
Introduction: OR Methodology, Definition of OR, Application of OR to Engineering and Managerial problems, Features of OR models, Limitations of OR.			
Linear Programming: Definition, Mathematical Formulation, Standard Form, Solution Space, Types of solution – Feasible, Basic Feasible, Degenerate, Solution through Graphical Method. Problems on Product Mix, Blending, Marketing, Finance, Agriculture and Personnel.			
Simplex methods: Variants of Simplex Algorithm – Use of Artificial Variables.			
UNIT – II			09 Hrs
Simplex Algorithm: How to Convert an LP to Standard Form, Preview of the Simplex Algorithm, Direction of Unboundedness, Why Does an LP Have an Optimal basic feasible solution, The Simplex Algorithm, Using the Simplex Algorithm to Solve Minimization Problems, Alternative Optimal Solutions, Degeneracy and the Convergence of the Simplex Algorithm, The Big M Method, The Two-Phase Simplex Method.			
UNIT – III			09 Hrs
Transportation Problem: Formulation of Transportation Model, Basic Feasible Solution using North-West corner, Least Cost, Vogel's Approximation Method, Optimality Methods, Unbalanced Transportation Problem, Degeneracy in Transportation Problems, Variants in Transportation Problems.			
Assignment Problem: Formulation of the Assignment problem, solution method of assignment problem-Hungarian Method, Variants in assignment problem, Travelling Salesman Problem (TSP).			
UNIT – IV			08 Hrs
Project Management Using Network Analysis: Network construction, CPM & PERT, Determination of critical path and duration, floats. Crashing of Network. Usage of software tools to demonstrate N/W flow problems			
UNIT – V			08 Hrs
Game Theory: Introduction, Two person Zero Sum game, Pure strategies, Games without saddle point - Arithmetic method, Graphical Method, The rules of dominance			

Course Outcomes: After going through this course the student will be able to	
CO1	Understand the characteristics of different types of decision – making environments and the appropriate decision making approaches and tools to be used in each type.
CO2	Build and solve Transportation Models and Assignment Models.
CO3	Design new simple models, like: CPM, PERT to improve decision –making and develop critical thinking and objective analysis of decision problems.
CO4	Implement practical cases, by using TORA, WinQSB, Excel, GAMS.

Reference Books:	
1.	Operation Research An Introduction, Taha H A, 10 th Global Edition, 2017, Pearson Education Limited, ISBN 13: 978-1-292-16554-7
2.	Principles of Operations Research – Theory and Practice, Philips, Ravindran and Solberg, 2 nd Edition, 2007, John Wiley & Sons (Asia) Pvt Ltd, ISBN 13: 978-8126512560
3.	Introduction to Operation Research, Hiller, Liberman, Nag, Basu, 10 th Edition, 2017, McGraw Hill Education, ISBN 13: 978-9339221850
4.	Operations Research Theory and Application, J K Sharma, 6 th Edition, 2009, Trinity Press, ISBN : 978-93-85935-14-5



RUBRIC FOR THE CONTINUOUS INTERNAL EVALUATION (THEORY)		
#	COMPONENTS	MARKS
1.	QUIZZES: Quizzes will be conducted in online/offline mode. TWO QUIZZES will be conducted & Each Quiz will be evaluated for 10 Marks. Each quiz is evaluated for 10 marks adding up to 20 MARKS	20
2.	TESTS: Students will be evaluated in test, descriptive questions with different complexity levels (Revised Bloom's Taxonomy Levels: Remembering, Understanding, Applying, Analyzing, Evaluating, and Creating). TWO tests will be conducted. Each test will be evaluated for 50 Marks , adding upto 100 Marks. FINAL TEST MARKS WILL BE REDUCED TO 40 MARKS.	40
3.	EXPERIENTIAL LEARNING: Students will be evaluated for their creativity and practical implementation of the problem. Case study based teaching learning (10), Program specific requirements (10), Video based seminar/presentation/demonstration (10) Designing & Modeling (10) ADDING UPTO 40 MARKS.	40
MAXIMUM MARKS FOR THE CIE THEORY		100

RUBRIC FOR SEMESTER END EXAMINATION (THEORY)		
Q.NO.	CONTENTS	MARKS
PART A		
1	Objective type questions covering entire syllabus	20
PART B (Maximum of TWO Sub-divisions only)		
2	Unit 1 : (Compulsory)	16
3 & 4	Unit 2 : Question 3 or 4	16
5 & 6	Unit 3 : Question 5 or 6	16
7 & 8	Unit 4 : Question 7 or 8	16
9 & 10	Unit 5: Question 9 or 10	16
TOTAL		100



Semester: VI					
AUTOMOTIVE MECHATRONICS					
Category: Institutional Electives-I GROUP-E					
(Theory)					
Course Code	:	ME266TES		CIE	: 100 Marks
Credits: L:T:P	:	3:0:0		SEE	: 100 Marks
Total Hours	:	45 L		SEE Duration	: 03 Hours

Unit-I	09 Hrs
<p>Automobile Engines Classifications of Internal Combustion Engines. Engine nomenclature and mechanics. Mixture formation – External, internal, quality and quantity control – homogeneous and stratified injection. Thermodynamic principles of Otto and Diesel cycle. Characteristics – pressure curve and energy yield, engine speed, torque, and power</p>	
Unit-II	10 Hrs
<p>Engine Auxiliary Systems: Turbocharger, Intercooler, Exhaust manifold, 3-way catalytic convertor, Exhaust Gas Recirculation system. Common Rail Fuel Injection system- Low pressure and high pressure fuel systems, Return line, Quantity control valve and Injectors.</p>	
Unit-III	10 Hrs
<p>Vehicular Auxiliary Systems: Vehicle frame and body classification- Hatchback, Sedan, SUV, Coupe, Roadster. Adaptive Brakes - Disc and drum brakes, Antilock Braking Systems, ESP, TCS. Wheels and Tyres- Toe-In, Toe-Out, Caster and Camber angle. Classification of tyres, Radial, Tubeless. Supplemental Restraint System: Active and passive safety, Vehicle structure, Gas generator and air bags, Belt Tensioner, Acceleration sensor, Rollover sensor, Seat occupancy recognition.</p>	
Unit-IV	09 Hrs
<p>EV Technology: Types of EV's, ICE vs EV torque output, Architecture and Working of EV's. Battery Thermal Management System, Regenerative braking, Safety system and Impacts of EV on the environment.</p>	
Unit-V	07 Hrs
<p>Telematics in vehicles – Radio Transmission, Exchange of information, signal path & properties, Concept of radio waves. Sensors: Oxygen sensors, Crankshaft/Cam shaft Sensor, Boost Pressure Sensor, Coolant Temperature Sensor, Hot Film Air Mass flow Sensor, Throttle Position Sensor, Rain/Light sensor</p>	



Course Outcomes: After completing the course, the students will be able to	
CO1:	Describe the functions of Mechatronic systems in a modern automobile
CO2:	Evaluate the performance of an engine by its parameters
CO3:	Analyse the automotive exhaust pollutants as per emission norms
CO4:	Demonstrate communication of control modules using a On-Board Diagnostic kit

Reference Books	
1.	Automotive Technology – A systems approach, Jack Erjavec, 5th Edition, Delamr Cengage Learning, ISBN-13: 978-1428311497
2.	Automotive Engineering Fundamentals, Richard Stone and Jeffrey K. Ball, 2004, SAE International, ISBN: 0768009871
3.	Bosch Automotive Handbook, Robert Bosch, 9 th Edition, 2004, ISBN: 9780768081527
4.	Understanding Automotive Electronics, William B Ribbens, 5 th Edition, Butterworth–Heinemann, ISBN 0-7506-7008-8

RUBRIC FOR THE CONTINUOUS INTERNAL EVALUATION (THEORY)		
#	COMPONENTS	MARKS
1.	QUIZZES: Quizzes will be conducted in online/offline mode. TWO QUIZZES will be conducted & Each Quiz will be evaluated for 10 Marks. THE SUM OF TWO QUIZZES WILL BE THE FINAL QUIZ MARKS.	20
2.	TESTS: Students will be evaluated in test, descriptive questions with different complexity levels (Revised Bloom’s Taxonomy Levels: Remembering, Understanding, Applying, Analyzing, Evaluating, and Creating). THREE tests will be conducted. Each test will be evaluated for 50 Marks, adding up to 150 Marks. FINAL TEST MARKS WILL BE REDUCED TO 40 MARKS.	40
3.	EXPERIENTIAL LEARNING: Students will be evaluated for their creativity and practical implementation of the problem. Case study-based teaching learning (10), Program specific requirements (10), Video based seminar/presentation/demonstration (20) ADDING UPTO 40 MARKS.	40
MAXIMUM MARKS FOR THE CIE THEORY		100

RUBRIC FOR SEMESTER END EXAMINATION (THEORY)		
Q. NO.	CONTENTS	MARKS
PART A		
1	Objective type questions covering entire syllabus	20
PART B (Maximum of TWO Sub-divisions only)		
2	Unit 1: (Compulsory)	16
3 & 4	Unit 2: (Internal Choice)	16
5 & 6	Unit 3: (Internal Choice)	16
7 & 8	Unit 4: (Internal Choice)	16
9 & 10	Unit 5: (Internal Choice)	16
TOTAL		100



Semester: VI					
MATHEMATICAL MODELLING					
Category: Institutional Electives-I GROUP-E					
(Theory)					
Course Code	:	MA266TEU		CIE	: 100 Marks
Credits: L:T:P	:	3:0:0		SEE	: 100 Marks
Total Hours	:	45L		SEE Duration	: 3.00 Hours

Unit-I	09 Hrs
Continuous Models Using Ordinary Differential Equations: Basic concepts, Real world problems (Science and Engineering), Approximation of the problem, Steps involved in modelling, Formation of various continuous models.	
Unit – II	09 Hrs
Mathematically Modelling Discrete Processes: Difference equations - first and second order, Introduction to Difference equations, Introduction to discrete models-simple examples, Mathematical modelling through difference equations in economics, finance, population dynamics, genetics and other real world problems.	
Unit –III	09 Hrs
Markov modelling: Mathematical foundations of Markov chains, application of Markov Modelling to problems.	
Unit –IV	09 Hrs
Modelling through graphs: Graph theory concepts, Modelling situations through different types of graphs.	
Unit –V	09 Hrs
Variational Problem and Dynamic Programming: Optimization principles and techniques, Mathematical models of variational problem and dynamic programming, Problems with applications.	

Course Outcomes: After completing the course, the students will be able to	
CO1:	Explore the fundamental concepts of mathematical models arising in various fields engineering.
CO2:	Apply the knowledge and skills of discrete and continuous models to understand various types of analysis.
CO3:	Analyze the appropriate mathematical model to solve the real world problem and to optimize the solution.
CO4:	Distinguish the overall knowledge gained to demonstrate the problems arising in many practical situations.

Reference Books	
1	Mathematical Modeling, J. N. Kapur, 1st Edition, 1998, New Age International, New Delhi, ISBN: 81-224-0006-X.
2	Mathematical Modeling: Models, Analysis and Applications, Sandip Banerjee, 2014, Chapman and Hall/CRC Textbook, ISBN 9781439854518.
3	Case studies in mathematical modeling, D. J. G. James and J. J. Mcdonald, 1981, Stanly Thames, Cheltonham, ISBN: 0470271779, 9780470271773.
4	Modeling with difference equations, D. N. Burghes, M. S. Borrie, Ellis Harwood, 1981, ISBN 13: 9780853122869.



RUBRIC FOR THE CONTINUOUS INTERNAL EVALUATION (THEORY)		
	COMPONENTS	MARKS
1.	QUIZZES: Quizzes will be conducted in online/offline mode. TWO QUIZZES will be conducted & Each Quiz will be evaluated for 10 Marks. THE SUM OF TWO QUIZZES WILL BE THE FINAL QUIZ MARKS.	20
2.	TESTS: Students will be evaluated in test, descriptive questions with different complexity levels (Revised Bloom's Taxonomy Levels: Remembering, Understanding, Applying, Analyzing, Evaluating, and Creating). TWO tests will be conducted. Each test will be evaluated for 50 Marks, adding upto 100 Marks. FINAL TEST MARKS WILL BE REDUCED TO 40 MARKS.	40
3.	EXPERIENTIAL LEARNING: Students will be evaluated for their creativity and practical implementation of the problem. Case study-based teaching learning (10), Program specific requirements (10), Video based seminar/presentation/demonstration (20) ADDING UPTO 40 MARKS.	40
MAXIMUM MARKS FOR THE CIE THEORY		100

RUBRIC FOR SEMESTER END EXAMINATION (THEORY)		
Q. NO.	CONTENTS	MARKS
PART A		
1	Objective type questions covering entire syllabus	20
PART B (Maximum of TWO Sub-divisions only; wherein one sub division will be a caselet in the related topics)		
2	Unit 1 : (Compulsory)	16
3 & 4	Unit 2 : Question 3 or 4	16
5 & 6	Unit 3 : Question 5 or 6	16
7 & 8	Unit 4 : Question 7 or 8	16
9 & 10	Unit 5: Question 9 or 10	16
TOTAL		100



Semester: VI					
MATHEMATICS FOR QUANTUM COMPUTING					
Category: Institutional Electives-I GROUP-E					
(Theory)					
Course Code	:	MA266TEV		CIE	: 100 Marks
Credits: L: T:P	:	3:0:0		SEE	: 100 Marks
Total Hours	:	45L		SEE Duration	: 3.00 Hours

Unit-I		09 Hrs
Introduction to Quantum Computing: Quantum superposition, Qubits, Linear algebra for quantum computing, Inner products and Tensor products of vector spaces, Quantum states in Hilbert space, The Bloch sphere, Generalized measurements, No-cloning theorem.		
Unit – II		09 Hrs
Quantum Gates: Universal set of gates, quantum circuits, Dirac formalism, superposition of states, entanglement Bits and Qubits. Qubit operations, Hadamard Gate, CNOT Gate, Phase Gate, Z-Y decomposition, Quantum Circuit Composition, Basic Quantum circuits.		
Unit –III		09 Hrs
Quantum Algorithm - I: Quantum parallelism, Quantum Evolution, Deutsch Algorithm, Deutsch-Jozsa Algorithm, Simon periodicity algorithm, Phase evaluation algorithm, Quantum Fourier transform.		
Unit –IV		09 Hrs
Quantum Algorithm - II: Bell inequalities and entanglement, Schmidt decomposition, Grover search algorithm, Shor Factoring algorithm. Application of entanglement, teleportation, Superdense coding.		
Unit –V		09 Hrs
Applications of Quantum Computing: Quantum programming languages, Probabilistic and Quantum computations, introduction to quantum cryptography and quantum information theory.		

Course Outcomes: After completing the course, the students will be able to	
CO1:	Explore the fundamental concepts of quantum computing.
CO2:	Apply the knowledge and skills of quantum computing to understand various types of problems arising in various fields engineering
CO3:	Analyze the appropriate quantum algorithm to solve the real-world problem and to optimize the solution.
CO4:	Distinguish the overall knowledge gained to demonstrate the problems arising in many practical situations.



Reference Books	
1	An introduction to Quantum Computing, Phillip Kaye, Raymond Laflamme, 2007, Oxford University press.
2	Quantum Computing for Everyone, Chris Bernhardt, 2020, The MIT Press, Cambridge.
3	Quantum Computation and Quantum Information, M. A. Nielsen & I. Chuang, 2013, Cambridge University Press.
4	Quantum Computing for the quantum curious, Cirian Hughes et. al., 2021, Springer, ISBN 978-3-030-61600-7.
5	Concise guide to quantum computing, Sergei Kurgalin, Sergei Borzunov, 2021, Springer, ISBN 978-3-030-65051-3, ISBN 978-3-030-65052-0 (eBook).

RUBRIC FOR THE CONTINUOUS INTERNAL EVALUATION (THEORY)		
	COMPONENTS	MARKS
1.	QUIZZES: Quizzes will be conducted in online/offline mode. TWO QUIZZES will be conducted & Each Quiz will be evaluated for 10 Marks. THE SUM OF TWO QUIZZES WILL BE THE FINAL QUIZ MARKS.	20
2.	TESTS: Students will be evaluated in test, descriptive questions with different complexity levels (Revised Bloom's Taxonomy Levels: Remembering, Understanding, Applying, Analyzing, Evaluating, and Creating). TWO tests will be conducted. Each test will be evaluated for 50 Marks, adding upto 100 Marks. FINAL TEST MARKS WILL BE REDUCED TO 40 MARKS.	40
3.	EXPERIENTIAL LEARNING: Students will be evaluated for their creativity and practical implementation of the problem. Case study-based teaching learning (10), Program specific requirements (10), Video based seminar/presentation/demonstration (20) ADDING UPTO 40 MARKS.	40
MAXIMUM MARKS FOR THE CIE THEORY		100

RUBRIC FOR SEMESTER END EXAMINATION (THEORY)		
Q. NO.	CONTENTS	MARKS
PART A		
1	Objective type questions covering entire syllabus	20
PART B		
(Maximum of TWO Sub-divisions only; wherein one sub division will be a caselet in the related topics)		
2	Unit 1 : (Compulsory)	16
3 & 4	Unit 2 : Question 3 or 4	16
5 & 6	Unit 3 : Question 5 or 6	16
7 & 8	Unit 4 : Question 7 or 8	16
9 & 10	Unit 5: Question 9 or 10	16
TOTAL		100



Semester: VI					
APPLIED PSYCHOLOGY FOR ENGINEERS					
Category: Institutional Electives-I GROUP-E					
(Theory)					
Course Code	:	HS266TEW		CIE	: 100 Marks
Credits: L:T:P	:	3:0:0		SEE	: 100 Marks
Total Hours	:	45 Hrs		SEE Duration	: 3 Hours
Unit-I					08 Hrs
Introduction to Psychology: Definition and goals of Psychology: Role of a Psychologist in the Society: Today's Perspectives (Branches of psychology- Clinical, Industrial). Psychodynamic, Behavioristic, Cognitive, Humanistic, Psychological Research and Methods to study Human Behavior: Experimental, Observation, Questionnaire and Clinical Method.					
Unit – II					08 Hrs
Intelligence and Aptitude: Concept and definition of Intelligence and Aptitude, Nature of Intelligence. Theories of Intelligence – Spearman, Thurston, Guilford Vernon. Characteristics of Intelligence tests, Types of tests. Measurement of Intelligence and Aptitude, Concept of IQ, Measurement of Multiple Intelligence – Fluid and Crystallized Intelligence.					
Unit –III					10 Hrs
Personality: Concept and definition of personality, Approaches of personality- psychoanalytical, Socio- Cultural, Interpersonal and developmental, Humanistic, Behaviorist, Trait and type approaches. Assessment of Personality: Self- report measures of Personality, Questionnaires, Rating Scales and Projective techniques, its Characteristics, advantages & limitations, examples. Behavioral Assessment.					
Unit –IV					10 Hrs
Learning: Definition, Conditioning – Classical Conditioning, Basics of Classical Conditioning (Pavlov), the process of Extinction, Discrimination and Generalization. Operant Conditioning (Skinner expt). The basics of operant conditioning, Schedules of reinforcement. Cognitive – Social approaches to learning – Latent Learning, Observational Learning, Trial and Error Method, Insightful Learning.					
Unit –V					09 Hrs
Application of Psychology in Working Environment: The present scenario of information technology, the role of psychologist in the organization, Selection and Training of Psychology Professionals to work in the field of Information Technology. Psychological Stress: a. Stress- Definition, Symptoms of Stress, Extreme products of stress v s Burnout, Work Place Trauma. Causes of Stress – Job related causes of stress.Sources of Frustration, Stress and Job Performance, Stress Vulnerability-Stress threshold, perceived control. Type A and Type B. Psychological Counseling - Need for Counseling, Types – Directed, Non- Directed, Participative Counseling.					



Course Outcomes: After completing the course, the students will be able to:-	
CO1	Describe the basic theories, principles, and concepts of applied psychology as they relate to behaviors and mental processes.
CO2	Define learning and compare and contrast the factors that cognitive, behavioral, and Humanistic theorists believe influence the learning process.
CO3	Develop understanding of psychological attributes such as intelligence, aptitude, creativity, resulting in their enhancement and apply effective strategies for self-management and self-improvement.
CO4	Apply the theories into their own and others' lives in order to better understand their personalities and experiences.
CO5	Understand the application of psychology in engineering and technology and develop a route to accomplish goals in their work environment.

Reference Books	
1.	Understanding Psychology Feldman R. S, IV edition, (1996) McGraw Hill India
2.	Psychology Robert A. Baron, III edition (1995) Prentice Hall India.
3.	Organizational Behaviour , Stephen P Robbins Pearson Education Publications, 13th Edition, ISBN – 81-317 – 1132 – 3
4.	Organisational Behaviour : Human Behaviour at Work ,John W.Newstrom and Keith Davis. Tata McGraw Hill India, 10th Edition, ISBN 0-07-046504-5
5	Psychology-themes and variations , Wayne Weiten, IV edition, Brooks / Cole Publishing Co.

RUBRIC FOR THE CONTINUOUS INTERNAL EVALUATION (THEORY)		
#	COMPONENTS	MARKS
1.	QUIZZES: Quizzes will be conducted in online/offline mode. TWO QUIZZES will be conducted & Each Quiz will be evaluated for 10 Marks. THE SUM OF TWO QUIZZES WILL BE THE FINAL QUIZ MARKS.	20
2.	TESTS: Students will be evaluated in test, descriptive questions with different complexity levels (Revised Bloom's Taxonomy Levels: Remembering, Understanding, Applying, Analyzing, Evaluating, and Creating). THREE tests will be conducted. Each test will be evaluated for 50 Marks, adding upto 150 Marks. FINAL TEST MARKS WILL BE REDUCED TO 40 MARKS.	40
3.	EXPERIENTIAL LEARNING: Students will be evaluated for their creativity and practical implementation of the problem. Case study-based teaching learning (10), Program specific requirements (10), Video based seminar/presentation/demonstration (20) ADDING UPTO 40 MARKS.	40
MAXIMUM MARKS FOR THE CIE THEORY		100



RUBRIC FOR SEMESTER END EXAMINATION (THEORY)		
Q. NO.	CONTENTS	MARKS
PART A		
1	Objective type questions covering entire syllabus	20
PART B		
(Maximum of TWO Sub-divisions only; wherein one sub division will be a caselet in the related topics)		
2	Unit 1 : (Compulsory)	16
3 & 4	Unit 2 : Question 3 or 4	16
5 & 6	Unit 3 : Question 5 or 6	16
7 & 8	Unit 4 : Question 7 or 8	16
9 & 10	Unit 5: Question 9 or 10	16
TOTAL		100



Semester: VI			
UNIVERSAL HUMAN VALUES - II			
Category: Institutional Electives-I GROUP-E			
(Theory)			
Course Code	:	HS266TEY	CIE
Credits: L:T:P	:	3:0:0	SEE
Total Hours	:	45L	SEE Duration
			: 100 Marks
			: 100 Marks
			: 3.00 Hours

Unit-I	10 Hrs
Introduction-Basic Human Aspiration, its fulfillment through All-encompassing Resolution. The basic human aspirations and their fulfillment through Right understanding and Resolution, Right understanding and Resolution are the activities of the Self, Self is central to Human Existence; All-encompassing Resolution for a Human Being, its details and solution of problems in the light of Resolution.	
Unit – II	10 Hrs
Right Understanding (Knowing)- Knower, Known & the Process. The domain of right understanding starts from understanding the human being (the knower, the experiencer and the doer); and extends up to understanding nature/existence – its interconnectedness and co-existence; and finally understanding the role of human being in existence (human conduct).	
Unit –III	08 Hrs
Understanding Existence (including Nature). A comprehensive understanding (knowledge) about the existence, which certainly includes the Nature. The need and the process of inner evolution (through self-exploration, self-awareness and self-evaluation)- particularly awakening to activities of the Self: Realization, Understanding and Contemplation in the Self (Realization of Co-Existence, Understanding of Harmony in Nature and Contemplation of Participation of Human in this harmony/ order leading to comprehensive knowledge about the existence).	
Unit –IV	08 Hrs
Understanding Human Being. Understanding the human being comprehensively is the first step and the core theme of this course; human being as co-existence of the self and the body, the activities and potentialities of the self, Reasons for harmony/contradiction in the self.	
Unit –V	09 Hrs
Understanding Human Conduct, All-encompassing Resolution & Holistic Way of Living. Understanding Human Conduct, Understanding different aspects of All-encompassing Resolution (understanding, wisdom, science etc.), Holistic way of living for Human Being with All-encompassing Resolution covering all four dimensions of human endeavour viz., realization, thought, behavior and work (participation in the larger order) leading to harmony at all levels from self to Nature and entire Existence.	

Course Outcomes: After completion of the course the students will be able to	
CO1	Understand the basic human aspiration with program of its fulfilment and meaning of resolution in the complete expanse of human living.
CO2	Understand human being in depth and see how self is central to human being
CO3	Understand existence in depth and see how coexistence is central to existence
CO4	Understand human conduct and the holistic way of living leading to human tradition



Reference Books	
1	A foundation course in human values and professional ethics, R. R. Gaur, R Asthana, G P Bagaria, 2nd revised Edition, excel books, New Delhi – 2019, ISN 978-93-87034-47-1
2	Avartansheel Arthshastra, A Nagraj, Divya Path Sansthan, Amarkantak, India, ISBN 978-8-174-46781-2
3	Economy of Performance- a quest for social order based on non – violence, J C Kumarappa, 2010, Sarva-Seva-Sangh-Prakashan, Varanasi, India
4	Energy and Equity, Ivan Illich, 1974, The Trinity Press, Worcester & Harper Collins, USA, ISBN, 0060803274, 9780060803278

RUBRIC FOR THE CONTINUOUS INTERNAL EVALUATION (THEORY)		
#	COMPONENTS	MARKS
1.	QUIZZES: Quizzes will be conducted in online/offline mode. TWO QUIZZES will be conducted & Each Quiz will be evaluated for 10 Marks. THE SUM OF TWO QUIZZES WILL BE THE FINAL QUIZ MARKS.	20
2.	TESTS: Students will be evaluated in test, descriptive questions with different complexity levels (Revised Bloom’s Taxonomy Levels: Remembering, Understanding, Applying, Analyzing, Evaluating, and Creating). THREE tests will be conducted. Each test will be evaluated for 50 Marks, adding upto 150 Marks. FINAL TEST MARKS WILL BE REDUCED TO 40 MARKS.	40
3.	EXPERIENTIAL LEARNING: Students will be evaluated for their creativity and practical implementation of the problem. Case study-based teaching learning (10), Program specific requirements (10), Video based seminar/presentation/demonstration (20) ADDING UPTO 40 MARKS.	40
MAXIMUM MARKS FOR THE CIE THEORY		100

RUBRIC FOR SEMESTER END EXAMINATION (THEORY)		
Q. NO.	CONTENTS	MARKS
PART A		
1	Objective type questions covering entire syllabus	20
PART B (Maximum of TWO Sub-divisions only)		
2	Unit 1 : (Compulsory)	16
3 & 4	Unit 2 : Question 3 or 4	16
5 & 6	Unit 3 : Question 5 or 6	16
7 & 8	Unit 4 : Question 7 or 8	16
9 & 10	Unit 5: Question 9 or 10	16
TOTAL		100



Semester VI						
INTERDISCIPLINARY PROJECT						
Course Code	:	EC367P		CIE	:	50 Marks
Credits: L:T:P	:	0:0:3		SEE	:	50 Marks
Total Hours	:	15 P		SEE Duration	:	2 Hours

Major Project Guidelines:

1. The project topic, title and synopsis have to be finalized and submitted to their respective internal guide(s) before the beginning of the VI semester.
2. The detailed Synopsis (approved by the department **Project Review Committee**) has to be submitted during the 1st week after the commencement of VI semester.

Batch Formation:

- Students are free to choose their project partners from any other program.
- Each student in the team must contribute towards the successful completion of the project. The project may be carried out In-house only.
- **The project work is to be carried out by a team of two to four students.**

Project Topic Selection:

The topics of the project work must be in the **field of Sustainable Development goals areas or in line with CoE's (Centre of Excellence) identified by the college or List of project areas as given by Faculty. The projects as far as possible should have societal relevance with focus on sustainability.**

Project Evaluation:

Continuous monitoring of project work will be carried out and cumulative evaluation will be done.

- The students are required to meet their guides once in a week to report their progress in project work.
- **Weekly Activity Report (WAR)** has to be maintained in the form of a diary by the project batch and the same has to be discussed with the Guide regularly.
- For CIE assessment the project groups must give a final presentation with the draft copy of the project report.
- The presentation by each group will be for 20-30 minutes and every member of the team needs to justify the contributions to the project.
- The project team is required to submit Hard copies of the detailed Project Report in the prescribed format to the department.
- For CIE 50% weightage should be given to the project guide and 50% weightage to the project evaluation committee.

Course Outcomes:	
1	Identifying critical thinking and problem-solving abilities by analyzing and addressing interdisciplinary challenges, utilizing creative approaches and innovative solutions.
2	Exhibit proficiency in conducting comprehensive research, including literature review, data collection, modelling, simulation, and analysis, to address significant technical challenges and propose innovative solutions.
3	Demonstrate the ability to do effective teamwork, leadership, project management, and communication skills, while adhering to ethical standards and professional responsibility in delivering the project outcomes within time and budget constraints.
4	Utilize appropriate engineering tools, technologies, and software to design, test, and implement project solutions, ensuring adherence to technical specifications, safety standards, and industry best practices.



CIE Assessment:

The following are the weightings given for the various stages of the project.

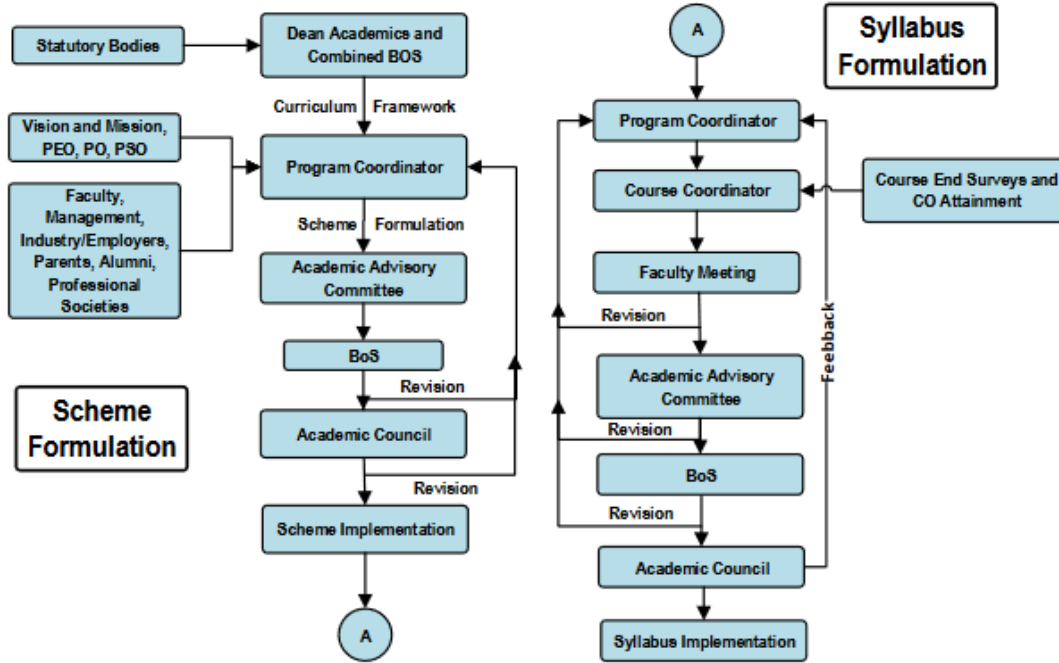
1.	Selection of the topic and formulation of objectives	10%
2.	Design and Development of Project methodology	25%
3.	Execution of Project	25%
4.	Presentation, Demonstration and Results Discussion	30%
5.	Report Writing & Publication	10%

SEE Assessment:

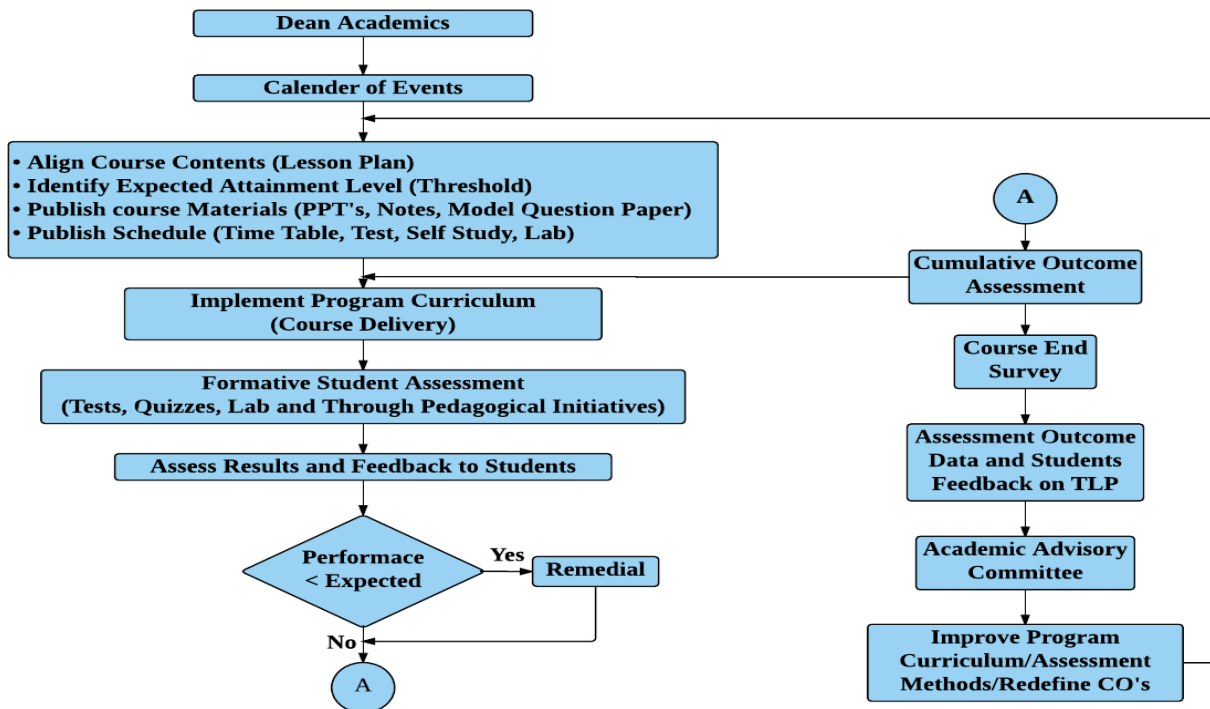
The following are the weightages given during Viva Examination.

1.	Written presentation of synopsis	10%
2.	Presentation/Demonstration of the project	30%
3.	Methodology and Experimental Results & Discussion	30%
4.	Report	10%
5.	Viva Voce	20%

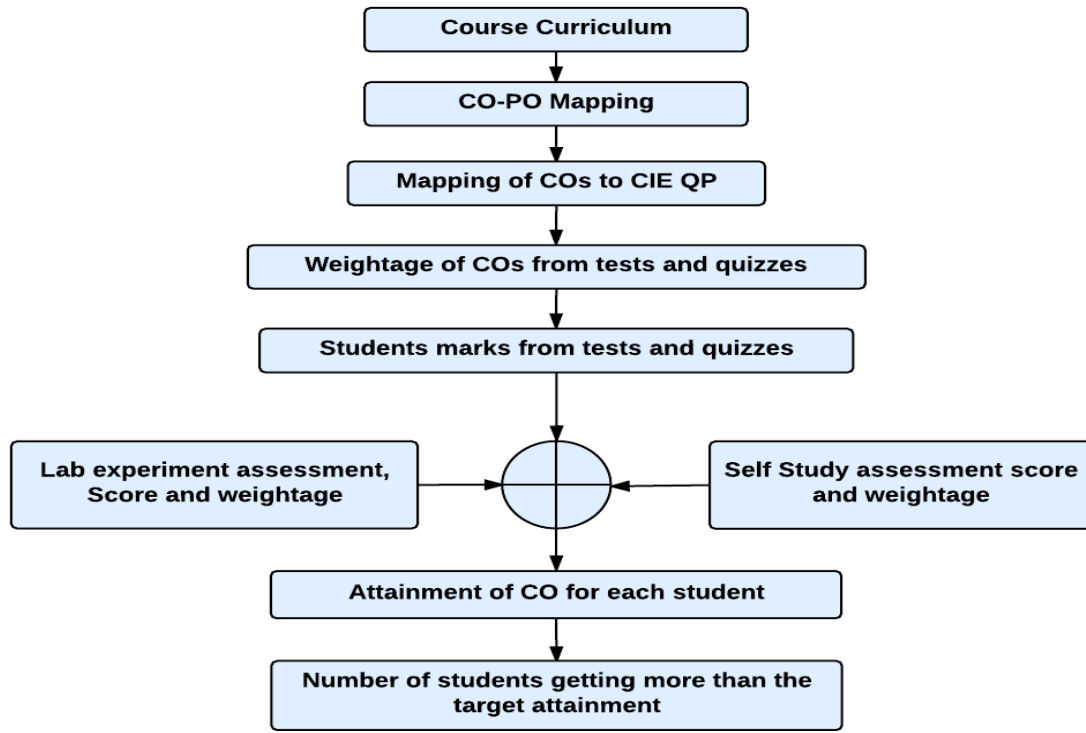
Curriculum Design Process



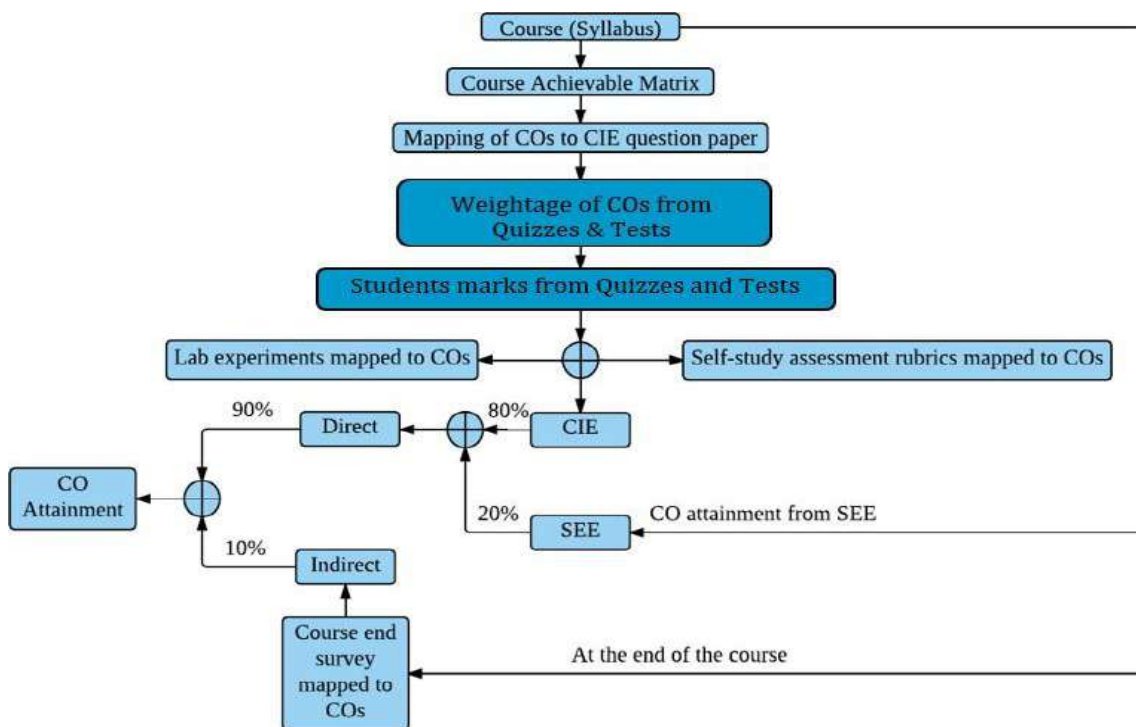
Academic Planning and Implementation



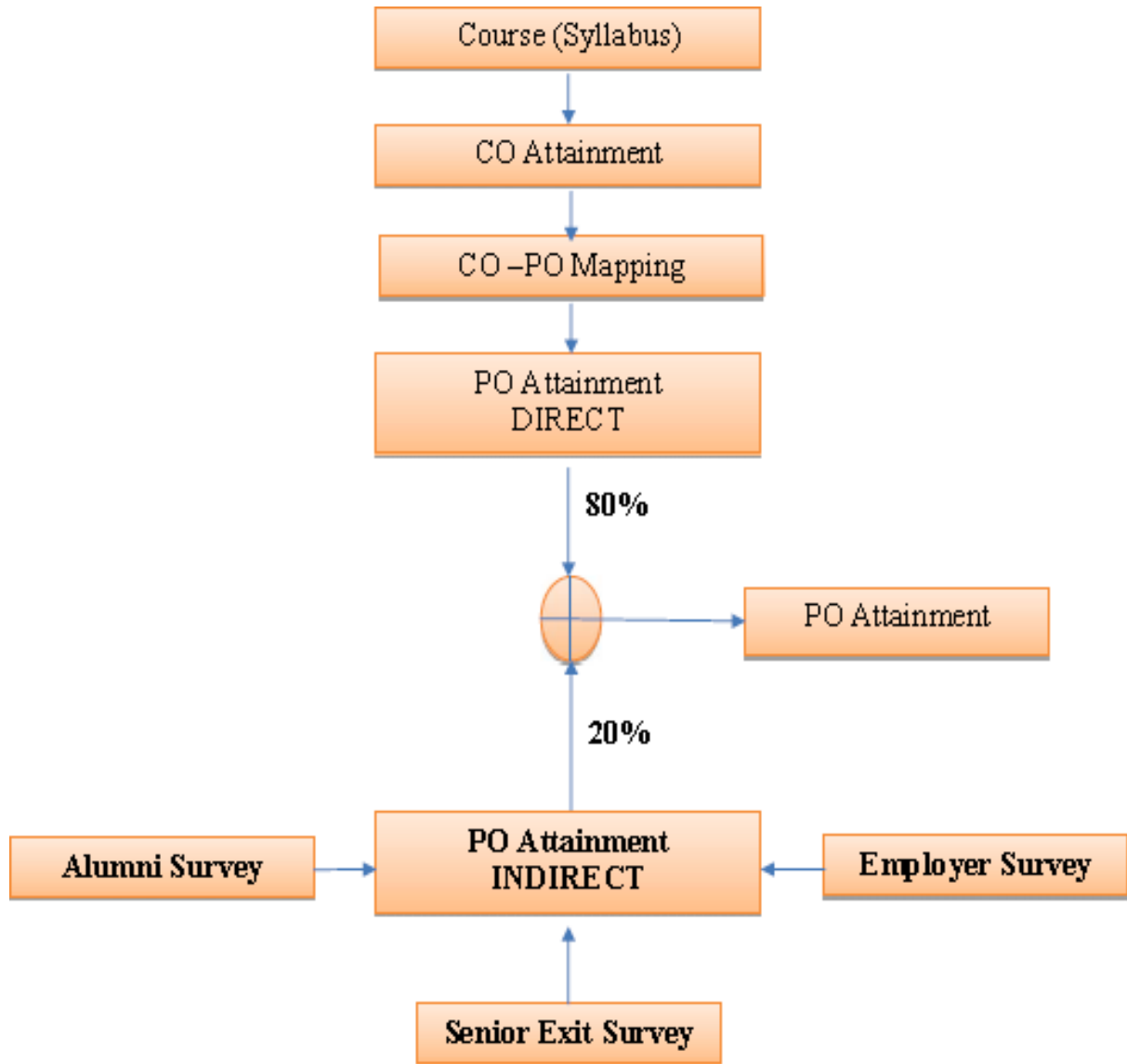
Process For Course Outcome Attainment



Final CO Attainment Process



Program Outcomes Attainment Process





Knowledge and Attitude Profile (WK)

- **WK1:** A systematic, theory-based understanding of the natural sciences applicable to the discipline and awareness of relevant social sciences.
- **WK2:** Conceptually-based mathematics, numerical analysis, data analysis, statistics and formal aspects of computer and information science to support detailed analysis and modelling applicable to the discipline.
- **WK3:** A systematic, theory-based formulation of engineering fundamentals required in the engineering discipline.
- **WK4:** Engineering specialist knowledge that provides theoretical frameworks and bodies of knowledge for the accepted practice areas in the engineering discipline; much is at the forefront of the discipline.
- **WK5:** Knowledge, including efficient resource use, environmental impacts, whole-life cost, re-use of resources, net zero carbon, and similar concepts, that supports engineering design and operations in a practice area.
- **WK6:** Knowledge of engineering practice (technology) in the practice areas in the engineering discipline.
- **WK7:** Knowledge of the role of engineering in society and identified issues in engineering practice in the discipline, such as the professional responsibility of an engineer to public safety and sustainable development.
- **WK8:** Engagement with selected knowledge in the current research literature of the discipline, awareness of the power of critical thinking and creative approaches to evaluate emerging issues.
- **WK9:** Ethics, inclusive behaviour and conduct. Knowledge of professional ethics, responsibilities, and norms of engineering practice. Awareness of the need for diversity by reason of ethnicity, gender, age, physical ability etc. with mutual understanding and respect, and of inclusive attitudes.



New Program Outcomes(PO)

- **PO1:** Engineering Knowledge: Apply knowledge of mathematics, natural science, computing, engineering fundamentals and an engineering specialization as specified in WK1 to WK4 respectively to develop to the solution of complex engineering problems.
- **PO2:** Problem Analysis: Identify, formulate, review research literature and analyze complex engineering problems reaching substantiated conclusions with consideration for sustainable development. (WK1 to WK4)
- **PO3:** Design/Development of Solutions: Design creative solutions for complex engineering problems and design/develop systems/components/processes to meet identified needs with consideration for the public health and safety, whole-life cost, net zero carbon, culture, society and environment as required. (WK5)
- **PO4:** Conduct Investigations of Complex Problems: Conduct investigations of complex engineering problems using research-based knowledge including design of experiments, modelling, analysis & interpretation of data to provide valid conclusions. (WK8).
- **PO5:** Engineering Tool Usage: Create, select and apply appropriate techniques, resources and modern engineering & IT tools, including prediction and modelling recognizing their limitations to solve complex engineering problems. (WK2 and WK6)
- **PO6:** The Engineer and The World: Analyze and evaluate societal and environmental aspects while solving complex engineering problems for its impact on sustainability with reference to economy, health, safety, legal framework, culture and environment. (WK1, WK5, and WK7).
- **PO7:** Ethics: Apply ethical principles and commit to professional ethics, human values, diversity and inclusion; adhere to national & international laws. (WK9)
- **PO8:** Individual and Collaborative Team work: Function effectively as an individual, and as a member or leader in diverse/multi-disciplinary teams.
- **PO9:** Communication: Communicate effectively and inclusively within the community and society at large, such as being able to comprehend and write effective reports and design documentation, make effective presentations considering cultural, language, and learning differences
- **PO10:** Project Management and Finance: Apply knowledge and understanding of engineering management principles and economic decision-making and apply these to one's own work, as a member and leader in a team, and to manage projects and in multidisciplinary environments.
- **PO11:** Life-Long Learning: Recognize the need for, and have the preparation and ability for i) independent and life-long learning ii) adaptability to new and emerging technologies and iii) critical thinking in the broadest context of technological change. (WK8)

INNOVATIVE TEAMS OF RVCE

Ashwa Mobility Foundation (AMF): Designs and fabricates Formula-themed race cars and mobility solutions to address urban transportation issues.

Astra Robotics Team: Focuses on designing and building application-specific robots.

Coding Club: Helps students gain coding skills and succeed in competitions like GSoC and ACM-ICPC.

Entrepreneurship Development Cell (E-Cell): Promotes entrepreneurship through workshops, speaker sessions, and mentoring for startups.

Frequency Club Team: Works on software and hardware, emphasizing AI and Machine Learning.

Team Garuda: Develops a supermileage urban concept electric car and E-mobility products.

Team Jatayu: Builds low-cost UAVs with autonomous capabilities for various tasks.

Solar Car Team: Aims to create a solar electric vehicle for sustainable transportation.

Team Antariksh: Focuses on space technology and the development of operational rockets.

Team Chimera: Builds a Formula Electric Car through R&D in E-Mobility.

Helios Racing Team: Designs and tests All-Terrain Vehicles, participating in SAE's BAJA competitions.

Team Hydra: Develops autonomous underwater vehicles for tasks like water purification.

Team Krushi: Creates low-cost farming equipment to assist farmers in cultivation and harvesting.

Team Vyoma: Designs and tests radio-controlled aircraft and UAVs.

Team Dhruva: Engages in astronomy-related activities and collaborates on projects with organizations like ICTS and IIA.

Ham Club: Promotes Amateur Radio and explores technical innovations in communications, especially for disaster response.

Cultural Activity Teams

1. AALAP (Music club)
2. DEBSOC (Debating society)
3. CARV (Dramatics club)
4. FOOTPRINTS (Dance club)
5. QUIZCORP (Quizzing society)
6. ROTARACT (Social welfare club)
7. RAAG (Youth club)
8. EVOKE (Fashion team)
9. f/6.3 (Photography club)
10. CARV ACCESS (Film-making)



NSS of RVCE



NCC of RVCE

VISION

Leadership in Quality Technical Education, Interdisciplinary Research & Innovation, with a Focus on Sustainable and Inclusive Technology

MISSION

- To deliver outcome based Quality education, emphasizing on experiential learning with the state of the art infrastructure.
- To create a conducive environment for interdisciplinary research and innovation.
- To develop professionals through holistic education focusing on individual growth, discipline, integrity, ethics and social sensitivity.
- To nurture industry-institution collaboration leading to competency enhancement and entrepreneurship.
- To focus on technologies that are sustainable and inclusive, benefiting all sections of the society.

QUALITY POLICY

Achieving Excellence in Technical Education, Research and Consulting through an Outcome Based Curriculum focusing on Continuous Improvement and Innovation by Benchmarking against the global Best Practices.

CORE VALUES

Professionalism, Commitment, Integrity, Team Work, Innovation

