



RV COLLEGE OF ENGINEERING®

(Autonomous Institution Affiliated to VTU, Belagavi)

R.V. Vidyaniketan Post, Mysore Road

Bengaluru – 560 059



Bachelor of Engineering (B.E.) Scheme and Syllabus of V & VI Semesters

2018 SCHEME

INFORMATION SCIENCE & ENGINEERING

RV COLLEGE OF ENGINEERING®

(Autonomous Institution Affiliated to VTU, Belagavi)

VISION

Leadership in Quality Technical Education, Interdisciplinary Research & Innovation, with a Focus on Sustainable and Inclusive Technology

MISSION

1. To deliver outcome based Quality education, emphasizing on experiential learning with the state of the art infrastructure.
2. To create a conducive environment for interdisciplinary research and innovation.
3. To develop professionals through holistic education focusing on individual growth, discipline, integrity, ethics and social sensitivity.
4. To nurture industry-institution collaboration leading to competency enhancement and entrepreneurship.
5. To focus on technologies that are sustainable and inclusive, benefiting all sections of the society.

QUALITY POLICY

Achieving Excellence in Technical Education, Research and Consulting through an Outcome Based Curriculum focusing on Continuous Improvement and Innovation by Benchmarking against the global Best Practices.

CORE VALUES

Professionalism, Commitment, Integrity, Team Work, Innovation

RV COLLEGE OF ENGINEERING®

(Autonomous Institution Affiliated to VTU, Belagavi)

R.V. Vidyaniketan Post, Mysore Road

Bengaluru – 560 059



Bachelor of Engineering (B.E.) Scheme and Syllabus of III & IV Semesters

2018 SCHEME

**DEPARTMENT OF
INFORMATION SCIENCE & ENGINEERING**

DEPARTMENT VISION

To be the hub for innovation in Information Science & Engineering through Teaching, Research,

Development and Consultancy; thus make the department a well-known resource centre in advanced,

Sustainable and inclusive technology.

DEPARTMENT MISSION

ISE1: To enable students to become responsible professionals, strong in fundamentals of Information Science and engineering through experiential learning.

ISE2: To bring research and entrepreneurship in to classrooms by continuous design of innovative solutions through research publications and dynamic development oriented curriculum.

ISE3: To facilitate continuous interaction with the outside world through student internship, faculty consultancy, workshops, faculty development programmes, industry collaboration and association with the professional societies.

ISE4: To create a new generation of entrepreneurial problem solvers for a sustainable future through green technology with an emphasis on ethical practices, inclusive societal concerns and environment.

ISE5: To promote team work through inter-disciplinary projects, co-curricular and social activities.

PROGRAM EDUCATIONAL OBJECTIVES (PEOs)

PEO1: To provide adaptive and agile skills in Information Science and Engineering needed for professional excellence / higher studies /Employment, in rapidly changing scenarios.

PEO2: To provide students a strong foundation in basic sciences and its applications to technology.

PEO3: To train students in core areas of Information science and Engineering, enabling them to analyse, design and create products and solutions for the real world problems, in the context of changing technical, financial, managerial and legal issues.

PEO4: To inculcate leadership, professional ethics, effective communication, team spirit, multi-Disciplinary approach in students and an ability to relate Information Engineering issues to social and environmental context.

PEO5: To motivate students to develop passion for life long learning, innovation, career growth and professional achievement.

PROGRAM SPECIFIC OUTCOMES (PSOs)

PSO	Description
PSO1	Recognize and appreciate the principles of theoretical foundations, data organization, data communication, security and data analytical methods in the evolving technology
PSO2	Learn the applicability of various system Software for the development to quality products in solving real-world problems with a focus on performance optimization
PSO3	Demonstrate the ability of teamwork, professional ethics, communication and documentation skills in designing and implementation of software products using the SDLC principles

Lead Society: CSAB

Program Criteria

All programs seeking accreditation from the Computing Accreditation Commission of ABET must demonstrate that they satisfy all of the specific Program Criteria implied by the program title.

PROGRAM CRITERIA FOR COMPUTER SCIENCE AND SIMILARLY NAMED COMPUTING PROGRAMS

Computer Science	<ol style="list-style-type: none"> 1. Coverage of fundamentals of algorithms, data structures, software design, concepts of programming languages and computer organization and architecture.[CS] 2. An exposure to a variety of programming languages and systems.[CS] 3. Proficiency in at least one higher-level language. [CS] 4. Advanced course work that builds on the fundamental course work to provide depth. [CS]
Information Technology	<ol style="list-style-type: none"> 1. The core information technologies of human computer interaction, information management, programming, networking, web systems and technologies. [IT] 2. Information assurance and security.[IT] 3. System administration and maintenance[IT]. 4. system integration and architecture.[IT]

ABBREVIATIONS

Sl. No.	Abbreviation	Meaning
1.	VTU	Visvesvaraya Technological University
2.	BS	Basic Sciences
3.	CIE	Continuous Internal Evaluation
4.	SEE	Semester End Examination
5.	PE	Professional Core Elective
6.	GE	Global Elective
7.	HSS	Humanities and Social Sciences
8.	CV	Civil Engineering
9.	ME	Mechanical Engineering
10.	EE	Electrical & Electronics Engineering
11.	EC	Electronics & Communication Engineering
12.	IM	Industrial Engineering & Management
13.	EI	Electronics & Instrumentation Engineering
14.	CH	Chemical Engineering
15.	CS	Computer Science & Engineering
16.	TE	Telecommunication Engineering
17.	IS	Information Science & Engineering
18.	BT	Biotechnology
19.	AS	Aerospace Engineering
20.	PY	Physics
21.	CY	Chemistry
22.	MA	Mathematics

INDEX

V Semester			
Sl. No.	Course Code	Course Title	Page No.
1.	18HSI51	Intellectual Property Rights and Entrepreneurship	1
2.	18IS52	Computer Networks	4
3.	18CS53	Database Design	5
4.	18IS54	Compiler Design	9
5.	18IS55	Software Engineering	11
6.	18IS5AX	Group A: Professional Electives (MOOC Courses)	14-21
7.	18G5BXX	Group B: Global Elective	GE-B1-B38

VI Semester			
Sl. No.	Course Code	Course Title	Page No.
	18HEM61	Introduction to Management and Economics	23
2.	18CS62	Artificial Intelligence and Machine Learning	25
3.	18IS63	Cryptography and Network Security	28
4.	18IS64	Minor Project	31
5.	18IS6CX	Elective C: Professional Electives	33-45
6.	18IS6DX	Elective D: Professional Electives	46-53
8.	18G6EXX	Elective E: Global Elective	GE-E1-E35
9.	18HSE68	Professional Practice-II	54

RV COLLEGE OF ENGINEERING®

(Autonomous Institution Affiliated to VTU, Belagavi)

INFORMATION SCIENCE AND ENGINEERING

FIFTH SEMESTER CREDIT SCHEME

Sl. No	Course Code	Course Title	BoS	Credit Allocation			Total Credits
				L	T	P	
1.	18HSI51	Intellectual Property Rights and Entrepreneurship	HSS	3	0	0	3
2.	18IS52	Computer Networks	IS	3	0	0	3
3.	18CS53	Database Design (Common to CS & IS)	CS	3	0	1	4
4.	18IS54	Compiler Design	IS	4	0	0	4
5.	18IS55	Software Engineering (Common to CS & IS)	IS	3	0	1	4
6.	18IS5AX	Group A: Professional Electives (MOOC Courses)	IS	3	0	0	3
7.	18G5BXX	Group B: Global Elective	Respec tive BOS	3	0	0	3
Total Number of Credits				21	0	2	24
Total number of Hours/Week				21	0	7.5+2	

GROUP A: PROFESSIONAL ELECTIVES (MOOC COURSES)

Sl. No.	Course Code	Course Title	Duration
1.	18CS5A1	Object Oriented System Development using UML, Java and Patterns	12 Weeks
2.	18IS5A2	Social Networks	12 Weeks
3.	18IS5A3	Artificial Intelligence Search Methods For Problem Solving	12 Weeks
4.	18TE5A4	Computer Architecture & Organization	12 Weeks
5.	18CS5A5	The joy of Computing using Python	12 Weeks

FIFTH SEM GLOBAL ELECTIVES

Sl. No.	Dept	Course Code	Course Title	Credits
1.	AS	18G5B01	Fundamentals of Aerospace Engineering	03
2.	BT	18G5B02	Nanotechnology	03
3.	CH	18G5B03	Fuel Cell Technology	03
4.	CS	18G5B04	Intelligent Systems	03
5.	CV	18G5B05	Remote Sensing and Geographic Information System	03
6.	EC	18G5B06	Automotive Electronics	03
7.	EE	18G5B07	E-Mobility	03
8.	EI	18G5B08	Smart Sensors & Instrumentation	03
9.	IM	18G5B09	Operation Research	03
10.	IS	18G5B10	Management Information Systems	03
11.	ME	18G5B11	Automotive Mechatronics	03
12.	TE	18G5B12	Telecommunication Systems	03
13.	PY	18G5B13	Quantum Mechanics Of Hetero/Nano Structures	03
14.	PY	18G5B14	Thin Films and Nano Technology	03
15.	CY	18G5B15	Advances in corrosion science and technology	03
16.	MA	18G5B16	Computational Advanced Numerical Methods	03
17.	MA	18G5B17	Mathematics for Machine Learning	03
18.	HSS	18G5B18	Engineering Economy	03

RV COLLEGE OF ENGINEERING®
(Autonomous Institution Affiliated to VTU, Belagavi)
INFORMATION SCIENCE AND ENGINEERING

SIXTH SEMESTER CREDIT SCHEME							
Sl. No.	Course Code	Course Title	BoS	Credit Allocation			Total Credits
				L	T	P	
1.	18HEM61	Introduction to Management and Economics	HSS	3	0	0	3
2.	18CS62	Artificial Intelligence and Machine Learning (Common to CS & IS)	CS	3	1	1	5
3.	18IS63	Cryptography and Network Security (Theory & Practice)	IS	3	0	1	4
4.	18IS64	Minor Project**	IS	0	0	2	2
5.	18IS6CX	Elective C: Professional Electives	IS	3	0	0	3
6.	18IS6DX	Elective D: Professional Electives	IS	3	0	0	3
7.	18G6EXX	Elective E: Global Elective	IS	3	0	0	3
8.	18HSE68	Professional Practice-II	HSS	0	0	1	1
Total Number of Credits				19	00	05	24
Total number of Hours/Week				19	0	5+2+1	

GROUP C: PROFESSIONAL ELECTIVES			
Sl. No.	Course Code	Course Title	Credits
1.	18CS6C1	Internet of Things (common to all branches)	03
2.	18IS6C2	Advanced Algorithms (Common to CS & IS)	03
3.	18CS6C3	Fuzzy Logic (Common to CS & IS)	03
4.	18IS6C4	Data Storage Technologies & Networking	03
5.	18CS6C5	Big Data Analytics Using Distributed Platforms– (Industry Offered) (Common to CS & IS)	03

GROUP D: PROFESSIONAL ELECTIVES			
Sl. No.	Course Code	Course Title	Credits
1.	18IS6D1	Web Technology(Common to CS & IS)	03
2.	18IS6D2	Information Retrieval	03
3.	18IS6D3	Cloud Computing	03
4.	18IS6D4	Natural Language Processing	03
5.	18IS6D5	Software Quality and Assurance	03

SIXTH SEM GLOBAL ELECTIVES

Sl. No.	Dept	Course Code	Course Title	Credits
1.	AS	18G6E01	Aircraft Systems	03
2.	BT	18G6E02	Bioinspired Engineering	03
3.	CH	18G6E03	Sustainable Technology	03
4.	CS	18G6E04	Graph Theory	03
5.	CV	18G6E05	Disaster Management	03
6.	EC	18G6E06	Wearable Electronics	03
7.	EE	18G6E07	Energy Auditing and Management	03
8.	EI	18G6E08	Virtual Instrumentation & Applications	03
9.	IM	18G6E09	Systems Engineering	03
10.	IS	18G6E10	Introduction to Mobile Application Development	03
11.	ME	18G6E11	Industrial Automation	03
12.	TE	18G6E12	Mobile Network System and Standards	03
13.	PY	18G6E13	Thin Film Nanodevice Fabrication Technology	03
14.	CY	18G6E14	Chemistry of advanced energy storage Devices for E-mobility	03
15.	MA	18G6E15	Advances Statistical Methods	03
16.	MA	18G6E16	Mathematical Modeling	03
17.	HSS	18G6E17	Foundational Course in Entrepreneurship	03

V & VI Semester					
INTELLECTUAL PROPERTY RIGHTS AND ENTREPRENEURSHIP (Theory)					
Course Code	:	18HSI51/61		CIE	: 100 Marks
Credits: L:T:P	:	3:0:0		SEE	: 100 Marks
Total Hours	:	38L		SEE Duration	: 3.00 Hours
Course Learning Objectives: The students will be able to					
1	To build awareness on the various forms of IPR and to build the perspectives on the concepts and to develop the linkages in technology innovation and IPR.				
2	To encourage innovation, invention and investment and disclosure of new Technology and to recognize and reward innovativeness				
3	To motivate towards entrepreneurial careers and build strong foundations skills to enable starting, building and growing a viable as well as sustainable venture.				
4	Develop an entrepreneurial outlook and mind set along with critical skills and knowledge to manage risks associated with entrepreneurs.				

Unit-I		08 Hrs
Introduction: Types of Intellectual Property, WIPO Patents: Introduction, Scope and salient features of patent; patentable and non-patentable inventions, Patent Procedure - Overview, Transfer of Patent Rights; Biotechnology patents, protection of traditional knowledge, Infringement of patents and remedy, Case studies Trade Secrets: Definition, Significance, Tools to protect Trade secrets in India.		
Unit – II		08 Hrs
Trade Marks: Concept, function and different kinds and forms of Trade marks, Registrable and non- registrable marks. Registration of Trade Mark; Deceptive similarity; Transfer of Trade Mark, ECO Label, Passing off, Infringement of Trade Mark with Case studies and Remedies.		
Unit –III		09 Hrs
Industrial Design: Introduction of Industrial Designs Features of Industrial, Design. Procedure for obtaining Design Protection, Revocation, Infringement and Remedies, Case studies Copy Right: Introduction, Nature and scope, Rights conferred by copy right, Copy right protection, transfer of copy rights, right of broad casting organizations and performer’s rights, Exceptions of Copy Right, Infringement of Copy Right with case studies Intellectual property and cyberspace: Emergence of cyber-crime; Meaning and different types of cybercrime. Overview of Information Technology Act 2000 and IT Amendment Act 2008		

Unit –IV	06 Hrs
<p>Introduction to Entrepreneurship: Learn how entrepreneurship has changed the world. Identify six entrepreneurial myths and uncover the true facts. Explore E-cells on Campus</p> <p>Listen to Some Success Stories: - Global legends Understand how ordinary people become successful global entrepreneurs, their journeys, their challenges, and their success stories. Understand how ordinary people from their own countries have become successful entrepreneurs.</p> <p>Characteristics of a Successful Entrepreneur Understand the entrepreneurial journey and learn the concept of different entrepreneurial styles. Identify your own entrepreneurship style based on your personality traits, strengths, and weaknesses. Learn about the 5M Model, each of the five entrepreneurial styles in the model, and how they differ from each other. Communicate Effectively: Learn how incorrect assumptions and limiting our opinions about people can negatively impact our communication. Identify the barriers which cause communication breakdown, such as miscommunication and poor listening, and learn how to overcome them.</p> <p>Communication Best Practices. Understand the importance of listening in communication and learn to listen actively. Learn a few body language cues such as eye contact and handshakes to strengthen communication. (Practical Application)</p>	
Unit –V	07Hrs
<p>Design Thinking for Customer Delight: - Understand Design Thinking as a problem-solving process. Describe the principles of Design Thinking. Describe the Design Thinking process.</p> <p>Sales Skills to Become an Effective Entrepreneur: - Understand what customer focus is and how all selling effort should be customer-centric. Use the skills/techniques of personal selling, Show and Tell, and Elevator Pitch to sell effectively.</p> <p>Managing Risks and Learning from Failures: - Identify risk-taking and resilience traits. Understand that risk-taking is a positive trait. Learn to cultivate risk-taking traits. (Practical Application) Appreciate the role of failure on the road to success, and understand when to give up. Learn about some entrepreneurs/risk-takers. (Practical Application).</p> <p>Are You Ready to be an Entrepreneur: - Let's ask "WHY" Give participants a real picture of the benefits and challenges of being an entrepreneur. Identify the reasons why people want to become entrepreneurs. Help participants identify why they would want to become entrepreneurs.</p>	

Course Outcomes: After completing the course, the students will be able to	
CO1:	Comprehend the applicable source, scope and limitations of Intellectual Property within the purview of engineering domain.
CO2:	Knowledge and competence related exposure to the various Legal issues pertaining to Intellectual Property Rights with the utility in engineering perspectives.
CO3:	Enable the students to have a direct experience of venture creation through a facilitated learning environment.
CO4:	It allows students to learn and apply the latest methodology, frameworks and tools that entrepreneurs use to succeed in real life.

Reference Books	
1	Law Relating to Intellectual Property, Wadehra B L, 5 th Edition, 2012, Universal Law Pub Co. Ltd.-Delhi, ISBN: 9789350350300
2	Intellectual Property Rights: Unleashing Knowledge Economy, PrabuddhaGanguly, 1 st Edition, 2001, Tata McGraw Hill Publishing Company Ltd., New Delhi, ISBN: 0074638602.
3	Intellectual Property and the Internet, Rodney Ryder, 2002, Lexis Nexis U.K., ISBN: 8180380025, 9788180380020.
4	Entrepreneurship, Rajeev Roy, 1 st Edition, 2012, Oxford University Press, New Delhi, ISBN: 9780198072638.

Continuous Internal Evaluation (CIE); Theory (100 Marks)

CIE is executed by the way of Tests (T), Quizzes (Q,) and Experiential Learning (EL). Three tests are conducted for 50 marks each and the sum of the marks scored from three tests is reduced to 50. Minimum of three quizzes are conducted and each quiz is evaluated for 10 marks adding up to 30 marks. All quizzes are conducted online. Faculty may adopt innovative methods for conducting quizzes effectively. The number of quizzes may be more than three also. The marks component for experiential learning is 20.

Total CIE is 50 (T) +30 (Q) +20 (EL) = 100 Marks.

Semester End Evaluation (SEE); Theory (100 Marks)

SEE for 100 marks is executed by means of an examination. The Question paper for the course contains two parts, Part – A and Part – B. Part – A consists of objective type questions for 20 marks covering the complete syllabus. Part – B consists of five main questions, one from each unit for 16 marks adding up to 80 marks. Each main question may have sub questions. The question from Units I, IV and V have no internal choice. Units II and III have internal choice in which both questions cover entire unit having same complexity in terms of COs and Bloom’s taxonomy level.

CO-PO Mapping												
CO/PO	PO1	PO2	PO3	PO4	PO5	PO6	PO7	PO8	PO9	PO10	PO11	PO12
CO1	1	-	-	-	-	2	-	1	2	2	-	1
CO2	1	1	-	-	-	3	2	3	1	2	-	1
CO3	-	1	-	-	-	2	1	3	3	3	3	3
CO4	-	1	2	2	3	-	-	-	1	-	2	1

High-3 : Medium-2 : Low-1

Semester: V						
COMPUTER NETWORKS						
(Theory)						
Course Code	:	18IS52		CIE	:	100 Marks
Credits: L:T:P	:	3:0:0		SEE	:	100 Marks
Total Hours	:	36L		SEE Duration	:	3.00 Hours
Course Learning Objectives: The students will be able to						
1	IdentifytherelationshipbetweenOSIlayersofthecomputernetworks					
2	Understandthelayerservicesandprinciplesofvariouslayers					
3	Applytheprotocolsandservicesprescribedforthephysical,datalink,network and transport layer store real world case studies					
4	Comprehendthetechnologybehindvariousapplicationsfortheinternet					
5	IdentifytherelationshipbetweenOSIlayersofthecomputernetworks					

Unit-I		07 Hrs
Introduction: Uses of Computer Networks: Business Applications, Home applications, Mobile Users, Social issues, network hardware: Personal Area Networks, Local Area Networks, Metropolitan Area Networks, Wide Area Networks, Internet networks, Network software: Protocol Hierarchies, Design issues for the layers, Connection Oriented Vs Connectionless Service, Service Primitives, Relationships service to Protocols, Reference Models: The OSI Reference Model, The TCP/IP Reference Models. The Physical Layer: Guided Transmission Media: Magnetic Media, Twisted Pair, Coaxial Cable, Fiber Optics, Wireless Transmission: Electromagnetic spectrum, Radiotransmission, Infrared transmission, light transmission. The Mobile Telephone System: 3G: Digital Voice and Data.		
Unit – II		07 Hrs
The Data Link Layer: Data Link Layer Design Issues: Framing, error control, flow control, Error Detection And Correction: Error Correcting codes, Error detecting codes, Elementary Data Link Protocols: Simplex protocol, Stop and wait, Sliding Window Protocols: One bit sliding window, Go back N, Selective Repeat.		
Unit – III		08 Hrs
Network layer design issues: Store and Forward packet Switching, Services Provided to the Transport Layer, Implementation of Connectionless and Connection-Oriented Service Routing algorithms: Shortest Path Routing, Flooding, Distance Vector Routing, Broadcast Routing, and Multicast Routing. Congestion Control Algorithms: General Principles of Congestion Control, Congestion Prevention Policies, Congestion Control in Virtual-Circuit Subnets, Congestion Control in Datagram Subnets, Load Shedding, Jitter Control; Quality Of Service: Requirements, Techniques for Achieving Good Quality of Service Integrated Services .		
Unit – IV		07 Hrs
The Transport Layer: The Transport Service, Elements Of Transport Protocols: Connection Establishment and Release, Error and Flow Control and Buffering, Multiplexing and Crash recovery, Congestion Control, The Internet Transport Protocols: UDP, RTTP, TCP: Introduction to TCP, protocol, connection establishment and release, TCP Congestion Control.		
Unit – V		07 Hrs
The Application Layer: DNS—The Domain Name System, Electronic Mail, World Wide Web, Streaming Audio And Video.		

Course Outcomes: After completing the course, the students will be able to	
CO1:	Differentiate between various models and devices used in networking.
CO2:	Comprehend the concepts of various protocols at different layers of OSI model
CO3:	Discriminate routing algorithms and their applications
CO4:	Understand data delivery over network through applications.

Reference Books	
1	Computer Networks, Andrew S Tannenbaum, David J Wetherall, 5 th Edition, Pearson Publications, ISBN-13:978-0-13-212695-3
2	Computer Networking - A Top-Down Approach Featuring the Internet, James F. Kurose, Keith W. Ross, 6 th Edition, 2012, Pearson Education, ISBN:0132856204, 9780132856201
3	Computer Networks, A Top Down Approach, Behrouz A. Forouzan, Special Indian Edition Tata McGraw Hill, 2012, ISBN-13:978-1-25-900156-7
4	Data and Computer Communication, William Stallings, 10 th Edition, 2010, Person Education, ISBN-10:0131392050, ISBN-13:978-0-13-212695-3.

Continuous Internal Evaluation (CIE); Theory (100 Marks)

CIE is executed by way of quizzes (Q), tests (T) and experiential learning (EL). A minimum of three quizzes are conducted and each quiz is evaluated for 10 marks adding up to 30 marks. All quizzes are conducted online. Faculty may adopt innovative methods for conducting quizzes effectively. The number of quizzes may be more than three also. The three tests are conducted for 50 marks each and the sum of the marks scored from three tests is reduced to 50. The marks component for experiential learning is 20.

Total CIE is 30(Q) +50(T) +20(EL) =100 Marks.

Semester End Evaluation (SEE); Theory (100 Marks)

SEE for 100 marks is executed by means of an examination. The Question paper for the course contains two parts, Part A and Part B. Part A consists of objective type questions for 20 marks covering the complete syllabus. Part B consists of five main questions, one from each unit for 16 marks adding up to 80 marks. Each main question may have sub questions. The question from Units I, IV and V have no internal choice. Units II and III have internal choice in which both questions cover entire unit having same complexity in terms of COs and Bloom's taxonomy level.

CO-PO Mapping												
CO/PO	PO1	PO2	PO3	PO4	PO5	PO6	PO7	PO8	PO9	PO10	PO11	PO12
CO1	3	-	-	-	-	-	-	-	-	-	-	-
CO2	3	1	-	-	2	2	-	-	-	-	-	2
CO3	3	2	1	-	1	1	-	-	-	-	-	2
CO4	3	2	2	-	2	2	-	-	-	-	-	2

High-3:Medium-2:Low-1

Semester: V						
DATABASE DESIGN (Theory & Practice) (Common to CS and IS)						
Course Code	:	18CS53		CIE Marks	:	100+50
Credits: L:T:P	:	3 :0:1		SEE Marks	:	100+50
Total Hours	:	39L + 35P		SEE Duration	:	3 Hrs + 3 Hrs
Course Learning Objectives: The students will be able to						
1	Explore the evolution of the database systems from traditional file systems.					
2	Describe the major components of relational and NoSQL database system.					
3	Describe the functionality provided by languages such as SQL and NoSQL.					
4	Investigate the usage of transaction, concurrency control and recovery techniques.					

Unit – I		7Hrs
Introduction to Database Systems : Databases and Database users: Introduction, An example, Characteristics of Database Approach, Actors on the scene, Workers behind the scene. Database System—Concepts and Architecture: Data Models, Schemas and Instances, Three-schema Architecture and Data Independence, Database Languages and Interfaces, The Database System Environment. Data Modeling Using the Entity-Relationship Model: Using High-Level Conceptual Data Models for Database Design; A Sample Database Application; Entity Types, Entity Sets, Attributes and Keys; Relationship types, Relationship Sets, Roles and Structural Constraints; Weak Entity Types;		
Unit – II		8Hrs
Refining the ER Design for the COMPANY Database: ER Diagrams, Naming conventions and Design Issues, Using ER- to-Relational Mapping. Relational Model and Relational Algebra: Relational Model Concepts; Relational Model Constraints and Relational Database Schemas; Update Operations and Dealing with Constraint Violations; Unary Relational Operations: SELECT and PROJECT; Relational Algebra Operations from Set Theory; Binary Relational Operations: JOIN and DIVISION; Additional Relational Operations; Examples of Queries in Relational Algebra; Relational Database Design.		
Unit – III		8Hrs
SQL Schema Definition, Basic Constraints and Queries: SQL Data Definition, Specifying Constraints in SQL, Schema Change Statements in SQL; Basic Queries in SQL; Insert, Delete and Update Statements in SQL More Complex SQL Retrieval Queries. Relational Database Design: Functional Dependencies; Normal Forms Based on Primary Keys; General Definitions of Second and Third Normal Forms; Boyce-Codd Normal Form; Properties of Relational Decompositions; Multivalued Dependencies, Fourth Normal Form and Fifth Normal Form.		
Unit – IV		8Hrs
Transaction Processing Concepts: Introduction to transaction processing, Transaction states and additional operations, Desirable properties of transaction, Schedules of transactions, Characterizing schedules based on Recoverability, Characterizing schedules based on Serializability: Serial, Nonserial and Conflict-Serializable schedules, Testing for Conflict serializability of schedule, Uses of serializability. Concurrency Control Techniques: Two phase locking techniques for concurrency control, types of locks and system lock tables, Guaranteeing serializability by two-phase locking, Dealing with Deadlock and starvation, Concurrency control based on timestamp ordering.		

Unit – V	8 Hrs
<p>Database Recovery Techniques: Recovery Concepts, Shadow Paging, The ARIES recovery.</p> <p>Introduction to NoSQL- Aggregate data models : aggregates, key-value and document data models. Relationships: graph : databases , schemaless databases Distribution models :sharding, master-slave replication, peer-peer replication –combining sharding and replication.</p>	
<p>Laboratory Component</p>	
<p>Open Ended Mini Project should be implemented and shall be carried out in a batch of two students. The students will finalize a topic in consultation with the faculty. The Mini Project tasks would involve:</p> <ul style="list-style-type: none"> • Understand the complete domain knowledge of application and derive the complete data requirement specification. • Design of the project with Integrated database solution (SQL, NOSQL and emerging techniques) • Normalization of the Relational design up to 3NF (Desirable 5NF). • Appreciate the importance of security for database systems. • Documentation and submission of report. 	

Course Outcomes: After completing the course, the students will be able to	
CO 1:	Understand and explore the needs and concepts of relational and NoSQL database.
CO 2:	Apply the knowledge of logical database design principles to real time issues.
CO 3:	Analyze and design relational and NoSQL data model concepts
CO 4:	Develop applications using relational and NoSQL database

Reference Books:	
1	Fundamentals of Database Systems, Elmasri and Navathe, 7 th Edition, 2016, Pearson Education, ISBN-13: 978-0-13-397077-7.
2	NoSQL A brief guide to the emerging world of Polyglot Persistence, Pramod J Sdalage, Martin Fowler, 2012, Addison-Wesley, ISBN 978-0-321-82662-6,
3	Database Management Systems, Raghu Ramakrishnan and Johannes Gehrke, 3 rd Edition, 2003, McGraw-Hill, ISBN : 978-0072465631.

Continuous Internal Evaluation (CIE); Theory (100 Marks)

CIE is executed by the way of Tests (T), Quizzes (Q,) and Experiential Learning (EL). Three tests are conducted for 50 marks each and the sum of the marks scored from three tests is reduced to 50. Minimum of three quizzes are conducted and each quiz is evaluated for 10 marks adding up to 30 marks. All quizzes are conducted online. Faculty may adopt innovative methods for conducting quizzes effectively. The number of quizzes may be more than three also. The marks component for experiential learning is 20.

Total CIE is 50 (T) +30 (Q) +20 (EL) = 100 Marks.

Scheme of Continuous Internal Evaluation (CIE); Practical Test for 50 Marks

The Laboratory session is held every week as per the time table and the performance of the student is evaluated in every session. The average marks (AM) over number of weeks is considered for 30 marks. At the end of the semester a test (T) is conducted for 10 marks. The students are encouraged to implement additional innovative experiments (IE) in the lab and are rewarded for 10 marks. Total marks for the laboratory is 50.

Total CIE is 30(AM) +10 (T) +10 (IE) =50 Marks.

Semester End Evaluation (SEE); Theory (100 Marks)

SEE for 100 marks is executed by means of an examination. The Question paper for the course contains two parts, Part – A and Part – B. Part – A consists of objective type questions for 20 marks covering the complete syllabus. Part – B consists of five main questions, one from each unit for 16 marks adding up to 80 marks. Each main question may have sub questions. The question from Units I, IV and V have no internal choice. Units II and III have internal choice in which both questions cover entire unit having same complexity in terms of COs and Bloom’s taxonomy level.

Scheme of Semester End Examination (SEE); Practical Exam for 50 Marks

SEE for the practical courses will be based on experiment conduction with proper results, is evaluated for 40 marks and Viva is for 10 marks. Total SEE for laboratory is 50 marks.

Semester End Evaluation (SEE): Theory (100 Marks) + Practical (50 Marks) = Total 150 Marks

CO-PO Mapping												
CO/PO	PO1	PO2	PO3	PO4	PO5	PO6	PO7	PO8	PO9	PO10	PO11	PO12
CO1	1	1	-	-	-	-	-	-	1	1	-	2
CO2	-	1	1	1	1	-	1	-	1	2	-	2
CO3	2	2	2	2	2	-	1	1	2	2	1	2
CO4	2	2	3	2	3	-	-	2	3	3	2	1

High-3: Medium-2: Low-1

Semester: V					
COMPILER DESIGN (Theory)					
Course Code	:	18IS54	CIE	:	100 Marks
Credits: L:T:P	:	4:0:0	SEE	:	100 Marks
Total Hours	:	48 L	SEE Duration	:	3.00 Hours

Course Learning Objectives: The students will be able to	
1	Learn the design principles of a Compiler.
2	Learn the various parsing techniques and different levels of translation
3	To understand intermediate code generation and run-time environment.
4	Learn how to optimize and effectively generate machine codes

Unit-I		09Hrs
Introduction And Lexical Analysis: Structure of a compiler – Lexical Analysis – Role of Lexical Analyzer – Input Buffering – Specification of Tokens – Recognition of Tokens – Lex – Finite Automata – Regular Expressions to Automata – Minimizing DFA.		
Unit – II		10Hrs
SyntaxAnalysis : Role of Parser – Grammars – Error Handling – Context-free grammars – Writing a grammar –Top Down Parsing – General Strategies Recursive Descent Parser Predictive Parser-LL(1) Parser-Shift Reduce Parser-LR Parser-LR (0)Item Construction of SLR Parsing Table -Introduction to LALR Parser – Error Handling and Recovery in Syntax Analyzer-YACC.		
Unit –III		10Hrs
Syntax Directed Translation And Intermediate Code Generation : Syntax Directed Definitions, Evaluation Orders for Syntax Directed Definitions, Construction of Syntax Tree-Bottom-up Evaluation of Attributes, Intermediate Languages: Syntax Tree, Three Address Code, Types and Declarations, Translation of Expressions, Type Checking.		
Unit –IV		09Hrs
Run-Time Environment And Code Generation: Storage Organization, Stack Allocation Space, Access to Non-local Data on the Stack, Heap Management – Issues in Code Generation – Design of a simple Code Generator.		
Unit –V		10 Hrs
CodeOptimization: Principal Sources of Optimization – Peep-hole optimization – DAG- Optimization of Basic Blocks, Global Data Flow Analysis – Efficient Data Flow Algorithm.		

Course Outcomes: After completing the course, the students will be able to	
CO1:	Understand the major phases of compilation and to understand the knowledge of Lex tool & YAAC tool
CO2:	Develop the parsers and experiment the knowledge of different parsers design without automated tools
CO3:	Construct the intermediate code representations and generation
CO4:	Apply for various optimization techniques for dataflow analysis

Reference Books	
1	Alfred V Aho, Monica S. Lam, Ravi Sethi and Jeffrey D Ullman, “Compilers – Principles, Techniques and Tools”, 2 nd Edition, Pearson Education, 2007.
2	Kenneth C. Loudon, “ Compiler Construction: Principles and Practice”, PWS Publishing Company, 1997.
3	Charles N. Fischer, Richard. J. LeBlanc, “Crafting a Compiler with C”, 2008
4	Randy Allen, Ken Kennedy, “Optimizing Compilers for Modern Architectures: A Dependence-based Approach”, Morgan Kaufmann Publishers, 2002.
5	Sweebok: Guide to the software engineering body of knowledge, Pierre Bourque, Richard E. Fairley, Version 3, IEEE society project

Continuous Internal Evaluation (CIE); Theory (100 Marks)

CIE is executed by way of quizzes (Q), tests (T) and experiential learning (EL). A minimum of three quizzes are conducted and each quiz is evaluated for 10 marks adding up to 30 marks. All quizzes are conducted online. Faculty may adopt innovative methods for conducting quizzes effectively. The number of quizzes may be more than three also. The three tests are conducted for 50 marks each and the sum of the marks scored from three tests is reduced to 50. The marks component for experiential learning is 20.

Total CIE is 30(Q) +50(T) +20(EL) =100 Marks.

Scheme of Continuous Internal Evaluation (CIE); Practical Test for 50 Marks

The Laboratory session is held every week as per the time table and the performance of the student is evaluated in every session. The average marks (AM) over number of weeks is considered for 30 marks. At the end of the semester a test (T) is conducted for 10 marks. The project is evaluated for 10 marks. Total marks for the laboratory is 50.

Total CIE is 30(AM) +10 (T) +10 (project) =50 Marks.

Semester End Evaluation (SEE); Theory (100 Marks)

SEE for 100 marks is executed by means of an examination. The Question paper for the course contains two parts, Part A and Part B. Part A consists of objective type questions for 20 marks covering the complete syllabus. Part B consists of five main questions, one from each unit for 16 marks adding up to 80 marks. Each main question may have sub questions. The question from Units I, IV and V have no internal choice. Units II and III have internal choice in which both questions cover entire unit having same complexity in terms of COs and Bloom’s taxonomy level.

Scheme of Semester End Examination (SEE); Practical Exam for 50 Marks

SEE for the practical courses will be based on experiment conduction with proper results, is evaluated for 25 marks and Project Demonstration for 25 marks. Total SEE for laboratory is 50 marks.

Semester End Evaluation (SEE): Theory (100 Marks) + Practical (50 Marks) = Total 150 Marks

CO-PO Mapping												
CO/PO	PO1	PO2	PO3	PO4	PO5	PO6	PO7	PO8	PO9	PO10	PO11	PO12
CO1	3	2	2	-	2	-	1	-	1	-	-	3
CO2	1	3	2	2	3	-	-	-	2	-	-	-
CO3	1	3	3	-	2	-	-	-	-	-	-	-
CO4	3	3	3	-	2	-	-	-	2	-	-	2

High-3: Medium-2: Low-1

Semester: V						
SOFTWARE ENGINEERING (Theory & Practice) (Common to IS & CS)						
Course Code	:	18IS55		CIE	:	100+50 Marks
Credits: L:T:P	:	3:0:1		SEE	:	100+50 Marks
Total Hours	:	39L+35P		SEE Duration	:	3.00+3:00 Hrs

Course Learning Objectives: The students will be able to	
1	Understand the activities involved in Software Engineering Process
2	Compare various models for software design, development and testing
3	Comprehend concepts of UML and component based software engineering
4	Apply Software planning techniques for efficient Software management

Unit-I		08Hrs
Overview: Introduction: Professional Software Development, Software Engineering Ethics, Case studies. . Software Processes: Models, Process activities, Coping with Change, Process improvement. The Rational Unified Process. Computer Aided Software Engineering. Agile Software Development: Introduction to agile methods, Agile development techniques, Agile project management and scaling agile methods.		
Unit – II		08Hrs
Requirements Engineering and System Modeling: Software Requirements: Functional and Non-functional requirements. Requirements Elicitation, Specification, Validation and Change. System Modeling: Context models, Interaction models, Structural models, Behavioural models, Model driven architecture. Architectural Design: Design decisions, Architectural views, Architectural patterns and architectures.		
Unit –III		08Hrs
Development and Testing: Design and implementation: Object oriented design using UML, Design patterns, Implementation issues, Open-source development. Software Testing: Development testing, Test-driven development, Release testing, User testing. Software Evolution: Evolution processes. Legacy system evolution, Software maintenance		
Unit –IV		08Hrs
Advanced Software Engineering: Dependable systems: Dependability properties, Sociotechnical systems, dependable processes, formal methods and dependability, Reliability engineering: Availability and reliability, reliability requirements, Reliability measurements, Component based software engineering: Components and component models, CBSE processes, component composition.		
Unit –V		07Hrs
Software Management: Project Management: Risk Management, Managing People, Teamwork, Project Planning: Software Pricing, Plan driven development, Project Scheduling, Agile planning, Estimation Techniques, COCOMO cost modeling.		

Laboratory Component

PART-A

Software Engineering Virtual Labs will be used to carry out activities weekly in the laboratory. The Virtual Lab is a MHRD, Govt. of India initiative.

<http://vlabs.iitkgp.ac.in/se/>

List of Experiments:

- 1) Identifying the Requirements from Problem Statements
- 2) Estimation of Project Metrics
- 3) Modeling UML Use Case Diagrams and Capturing Use Case Scenarios
- 4) Identifying Domain Classes from the Problem Statements
- 5) State chart and Activity Modeling
- 6) Modeling UML Class Diagrams and Sequence diagrams
- 7) Modeling Data Flow Diagrams
- 8) Estimation of Test Coverage Metrics and Structural Complexity
- 9) Designing Test Suites

PART-B

Student will analyse, design, and implement an application using the appropriate Software engineering tools and practices. All topics learnt in virtual lab (SE phases) need to be covered. A report of the same is expected to be submitted.

Some example applications are listed below(not limited to):

- Automated banking application
- Online shopping portal
- CIE seating arrangement
- SEE Exam invigilation duty allotment
- UG Project Evaluation system
- Employee Payroll system

List of Submissions:

- 1) Requirements Analysis document
- 2) Design document
- 3) Implementation details
- 4) Testing document with appropriate test cases.

Constraints and Dependencies

Course Outcomes: After completing the course, the students will be able to	
CO1:	Comprehend various software life cycle models and steps of software development process.
CO2:	Apply concepts of Software Project Planning and software Design techniques
CO3:	Analyze capabilities of various tools to assist in the software development activities
CO4:	Develop robust software design and software project plan from requirement gathering to implementation

Reference Books	
1	Ian Sommerville,“ Software Engineering”, 9 th Edition, Pearson Education, 2013, ISBN: 9788131762165
2	Roger.S.Pressman,“ Software Engineering-A Practitioners Approach”, 7 th Edition, Tata McGraw Hill, 2007, ISBN: 9780071267823
3	PankajJalote,“ An Integrated Approach to Software Engineering”, 3 rd Edition, Narosa Publishing House, 2013, ISBN: 9788173197024
4	Rajib Mall, Fundamentals of Software Engineering, 3 rd Edition, Prentice-hall Of India Pvt Ltd., 2012, ISBN: 9788120348981.

Continuous Internal Evaluation (CIE); Theory (100 Marks)

CIE is executed by way of quizzes (Q), tests (T) and experiential learning (EL). A minimum of three quizzes are conducted and each quiz is evaluated for 10 marks adding up to 30 marks. All quizzes are conducted online. Faculty may adopt innovative methods for conducting quizzes effectively. The number of quizzes may be more than three also. The three tests are conducted for 50 marks each and the sum of the marks scored from three tests is reduced to 50. The marks component for experiential learning is 20.

Total CIE is 30(Q) +50(T) +20(EL) =100 Marks.

Scheme of Continuous Internal Evaluation (CIE); Practical Test for 50 Marks

The Laboratory session is held every week as per the time table and the performance of the student is evaluated in every session. The average marks (AM) over number of weeks is considered for 30 marks. At the end of the semester a test (T) is conducted for 10 marks. The students are encouraged to implement additional innovative experiments (IE) in the lab and are rewarded for 10 marks. Total marks for the laboratory is 50.

Total CIE is 30(AM) +10 (T) +10 (IE) =50 Marks.

Semester End Evaluation (SEE); Theory (100 Marks)

SEE for 100 marks is executed by means of an examination. The Question paper for the course contains two parts, Part A and Part B. Part A consists of objective type questions for 20 marks covering the complete syllabus. Part B consists of five main questions, one from each unit for 16 marks adding up to 80 marks. Each main question may have sub questions. The question from Units I, IV and V have no internal choice. Units II and III have internal choice in which both questions cover entire unit having same complexity in terms of COs and Bloom’s taxonomy level.

Scheme of Semester End Examination (SEE); Practical Exam for 50 Marks

SEE for the practical courses will be based on experiment conduction and project demonstration with proper results, is evaluated for 40 marks and Viva is for 10 marks. Total SEE for laboratory is 50 marks.

Semester End Evaluation (SEE): Theory (100 Marks) + Practical (50 Marks) = Total 150 Marks

CO-PO Mapping												
CO/PO	PO1	PO2	PO3	PO4	PO5	PO6	PO7	PO8	PO9	PO10	PO11	PO12
CO1	1	3	3	1	1	1	-	-	-	-	-	2
CO2	1	2	2	1	1	1	-	-	-	-	-	2
CO3	1	2	2	1	1	1	-	-	-	-	-	2
CO4	1	3	3	1	1	1	-	-	-	-	-	2

High-3: Medium-2: Low-1

Semester: V			
OBJECT ORIENTED SYSTEM DEVELOPMENT USING UML, JAVA AND PATTERNS (Elective-A: PROFESSIONAL ELECTIVES, MOOC COURSE)			
Course Code	: 18CS5A1		CIE Marks : 100 Marks
Credits: L:T:P	: 3:0:0		SEE Marks : 100 Marks
Total Hours	: 39L		SEE Duration : Online Exam
Course Learning Objectives: The students will be able to			
1.	Specify, Design, Build and Understand Complex software systems		
2.	Acquire knowledge of notations and process of object-oriented analysis and design		
3.	Explore the object-oriented approach to system development, modeling objects, relationships and interactions.		
4.	Demonstrate design concepts through Unified Modelling Language (UML)		
5.	Visualize, Specify, Construct and Document the artifacts of software-intensive system		

Unit – I	8 Hrs
Introduction: Life Cycle Models for Object Oriented Development, modelling Use Case Diagrams using appropriate Unified Modeling Language (UML) notations.	
Unit – II	8 Hrs
Class Diagram I, Class Diagram II, Designing software systems by modelling classes, objects, relationships and their interactions using appropriate Unified Modeling Language (UML) notations.	
Unit – III	8 Hrs
Designing Sequence Diagrams, State chart diagrams using appropriate Unified Modeling Language (UML) notations	
Unit – IV	8 Hrs
Design process, Introduction to design patterns, GRASP (General Responsibility Assignment Software Patterns) patterns	
Unit – V	7 Hrs
GoF(Gang of Four) Design pattern I, GoF(Gang of Four) Design Pattern II	

Course Outcomes: After completing the course, the students will be able to	
CO 1:	Explore and discuss Object Oriented analysis and Design Principles to evaluate requirement analysis, System Behavior and Object Model
CO 2:	Apply the knowledge of object oriented concepts for modeling software systems design problems.
CO 3:	Analyze the requirements of the problem and design solutions to complex problems using UML notations.
CO 4:	Design object oriented models for software systems using appropriate UML notations and Design Patterns.

Reference Books:	
1	UML for Java Programmers, Robert Martin, 1 st edition, 2004, Pearson Education; ISBN 978-8177586756
2	Object Oriented Systems Development using the Unified Modelling Language, Ali Bahrami, 2 nd Reprint 2008, McGraw Hill, ISBN:978-0-07-026512-7
3	The Unified Modeling Language User Guide, Grady Booch, James Rumbaugh, Ivar Jacobson, 2 nd Edition, 2005, Addison Wesley Professional, ISBN: 0-321-26797-4

CO-PO Mapping												
CO/PO	PO1	PO2	PO3	PO4	PO5	PO6	PO7	PO8	PO9	PO10	PO11	PO12
CO1	2	-	-	-	-	-	-	-	-	-	-	1
CO2	1	-	1	-	-	-	-	-	-	-	-	1
CO3	-	-	1	1	-	-	-	-	-	-	-	2
CO4	1	2	2	-	1	-	-	1	1	1	-	2

High-3: Medium-2: Low-1

Semester: V					
SOCIAL NETWORKS					
(Elective-A: PROFESSIONAL ELECTIVES, MOOC COURSE)					
Course Code	:	18IS5A2	CIE Marks	:	100 Marks
Credits: L:T:P	:	3:0:0	SEE Marks	:	100 Marks
Total Hours	:	39L	SEE Duration	:	Online Exam
Course Learning Objectives: The students will be able to					
1	Understand the basic concepts of Social Networks				
2	Illustrate various methods for Network analysis				
3	Understand and distinguish how Social Network help society and its impact.				
4	Create and use appropriate technology to implement useful applications of Social Networks				
5	Understand how social networks can be used without breaching privacy, security of individuals and institutions				

Unit – I	8 Hrs
Introduction, Handling Real-world Network Datasets	
Unit – II	8 Hrs
Strength of Weak Ties, Strong and Weak Relationships (Continued) & Homophily	
Unit – III	8 Hrs
Homophily Continued and +Ve / -Ve Relationships, Link Analysis, Cascading Behaviour in Networks	
Unit – IV	8 Hrs
Link Analysis (Continued), Power Laws and Rich-Get-Richer Phenomena, Power law (contd..) and Epidemics	
Unit – V	7 Hrs
Small World Phenomenon, Pseudocore (How to go viral on web)	

Course Outcomes: After completing the course, the students will be able to	
CO 1:	Understand the concepts and features of Social networks
CO 2:	Analyze various methods of social network analysis
CO 3:	Design applications using social network analysis
CO 4:	Implement programs that are useful to society without breaching security, privacy of individuals and others

Reference Books:	
1	Networks, Crowds and Markets, David Easley and Jon Kleinberg, 2010, Cambridge University Press. ISBN: 9780521195331, 9780521195331
2	Social and Economic Networks, Matthew O. Jackson, 2010, Princeton University Press. ISBN-13: 978-0691148205, ISBN-10: 0691148201

CO-PO Mapping												
CO/PO	PO1	PO2	PO3	PO4	PO5	PO6	PO7	PO8	PO9	PO10	PO11	PO12
CO1	2	2	-	-	-	-	-	-	-	-	-	-
CO2	2	2	-	-	-	-	-	-	-	-	-	-
CO3	2	2	2	2			1	2	2	1	1	1
CO4	2	2	2	2	1	2	1	3	2	1	1	1

High-3: Medium-2: Low-1

Semester: V			
Artificial Intelligence: Search Methods For Problem Solving (Elective-A: PROFESSIONAL ELECTIVES, MOOC COURSE)			
Course Code	: 18IS5A3		CIE Marks : 100 Marks
Credits: L:T:P	: 3:0:0		SEE Marks : 100 Marks
Total Hours	: 39L		SEE Duration : Online Exam
Pre-requisites: Exposure to data structures and programming and an ability to discuss algorithms is the only pre-requisite.			
Course Learning Objectives: The students will be able to			
1	To provide a strong foundation of fundamental concepts in Artificial Intelligence.		
2	To provide a basic exposition to the goals and methods of Artificial Intelligence.		
3	To learn how to analyze the complexity of a given problem and come with suitable optimizations.		
4	To enable the student to apply these techniques in applications which involve perception, reasoning and learning.		

Unit – I	8 Hrs
Introduction and Historical Perspective: Turing Test, Language and Thought, Agents, Introduction and Historical Perspective: Mind, Reasoning, Computation, Chess, State Space Search: Depth First Search.	
Unit – II	8 Hrs
Breadth First Search, DFID, Heuristic Search: Best First Search, Hill Climbing, Beam Search, Traveling Salesman Problem, Tabu Search, Simulated Annealing.	
Unit – III	8 Hrs
Population Based Search: Genetic Algorithms, Ant Colony Optimization, Branch & Bound, Algorithm A, Admissibility of A, Monotone Condition, IDA, RBFS,	
Unit – IV	8 Hrs
Pruning OPEN and CLOSED in A Problem Decomposition, Algorithm AO, Game Playing Game Playing: Algorithms Minimax, AlphaBeta, SSS, Rule Based Expert Systems, Inference Engine.	
Unit – V	7 Hrs
Rete Algorithm Planning: Forward/Backward Search, Goal Stack Planning, Sussman’s Anomaly Plan Space Planning, Algorithm Graphplan.	

Course Outcomes: After completing the course, the students will be able to	
CO1:	Explore real-world problems where artificial intelligence technology can be applied.
CO2:	Analyze and design a real-world problem for implementation and understand the dynamic behavior of a system.
CO3:	Build algorithms to make important business decisions in the organization.
CO4:	Use different machine learning techniques to design AI machine and enveloping applications for real world problems.

Reference Books:	
1	Deepak Khemani. A First Course in Artificial Intelligence, McGraw Hill Education (India), 2013.
2	Stefan Edelkamp and Stefan Schroedl. Heuristic Search: Theory and Applications, Morgan Kaufmann, 2011.
3	Pamela McCorduck, Machines Who Think: A Personal Inquiry into the History and Prospects of Artificial Intelligence, A K Peters/CRC Press; 2 edition, 2004.

CO-PO Mapping												
CO/PO	PO1	PO2	PO3	PO4	PO5	PO6	PO7	PO8	PO9	PO10	PO11	PO12
CO1	-	2	-	1	-	-	-	-	-	-	-	1
CO2	-	-	-	-	-	-	-	-	-	-	-	1
CO3	3	-	-	-	1	-	-	-	-	-	-	-
CO4	-	-	3	-	1	-	-	1	1	1	-	2

High-3: Medium-2: Low-1

Semester: V			
COMPUTER ARCHITECTURE AND ORGANIZATION (GROUP-A: PROFESSIONAL ELECTIVE, MOOC COURSE)			
Course Code	:	18TE5A4	CIE Marks : 100
Credits: L:T:P	:	3:0:0	SEE Marks : 100
Total Hours	:	40L	SEE Duration : Online Exam
Course Learning Objectives: The students will be able to			
1	Understand the functions of major components and their organization in a computer.		
2	Analyze the various processors, Memory and bus architectures.		
3	Analyze the algorithms for computational units.		
4	Choose an architecture and associated components for a given application.		

Unit – I		8 Hrs
Evolution of Computer Systems, Instruction Set Architecture.		
Unit – II		8 Hrs
Quantitative Principles of Computer Design, Control Unit Design, Memory System Design.		
Unit – III		8 Hrs
Design of Cache Memory Systems, Design of Arithmetic Unit, Design of Arithmetic Unit (contd.)		
Unit – IV		8 Hrs
Input-Output System Design, Input-Output System Design (contd.)		
Unit – V		8 Hrs
Instruction Set Pipelining, Parallel Processing Architectures		

Course Outcomes: After completing the course, the students will be able to	
CO1	Describe the basic architecture and operational concepts involved in computer system design.
CO2	Identify the memory and bus structure requirements for a given system design.
CO3	Design Memory of a computer & ALU by applying fast computation algorithms.
CO4	Choose the appropriate processor for a particular application.

Reference Books	
1.	Computer Architecture: A Quantitative Approach, D.A. Patterson and J.L. Hennessy, 5/E”, Morgan Koffman, 2011.
2.	Computer Organization and Design: The Hardware/Software Interface, D.A. Patterson and J.L. Hennessy, 5/E”, Elsevier India, 2016.
3.	Computer Organization and Architecture: Designing for Performance, W. Stallings, Pearson, 2015.
4.	Computer Organization, C. Hamacher, Z. Vranesic and S. Zaky, 5/E”, McGraw Hill, 2011.
5.	Computer Architecture and Organization, J.P. Hayes, 3/E”, McGraw Hill, 1998.

CO-PO Mapping												
CO/PO	PO1	PO2	PO3	PO4	PO5	PO6	PO7	PO8	PO9	PO10	PO11	PO12
CO1	1	1	1	---	---	---	---	1	---	2	---	1
CO2	2	2	2	---	---	---	---	1	---	2	---	1
CO3	3	3	3	---	---	---	---	1	---	2	---	2
CO4	3	3	3	---	---	---	---	1	---	2	---	3

High-3: Medium-2: Low-1

Semester: V			
THE JOY OF COMPUTING USING PYTHON			
(Elective-A: PROFESSIONAL ELECTIVES, MOOC COURSE)			
Course Code	:	18CS5A5	CIE Marks : 100 Marks
Credits: L:T:P	:	3:0:0	SEE Marks : 100 Marks
Total Hours	:	39L	SEE Duration : Online Exam
Course Learning Objectives: The students will be able to			
1	Understand why Python is a useful scripting language for developers.		
2	Learn how to use lists, tuples, and dictionaries in Python programs.		
3	Define the structure and components of a Python program.		
4	Develop cost-effective robust applications using the latest Python trends and technologies		

Unit – I	8 Hrs
Motivation for Computing: Welcome to Programming!!, Variables and Expressions : Design your own calculator, Loops and Conditionals : Hopscotch once again. Lists, Tuples and Conditionals : Let's go on a trip, Abstraction Everywhere : Apps in your phone.	
Unit – II	8 Hrs
Counting Candies : Crowd to the rescue, Birthday Paradox : Find your twin, Google Translate : Speak in any Language, Currency Converter : Count your foreign trip expenses.	
Unit – III	8 Hrs
Monte Hall : 3 doors and a twist, Sorting : Arrange the books, Searching : Find in seconds, Substitution Cipher : What's the secret !!, Sentiment Analysis : Analyse your Facebook data Permutations : Jumbled Words, Spot the similarities : Dobble game	
Unit – IV	8 Hrs
Count the words : Hundreds, Thousands or Millions, Rock, Paper and Scissor : Cheating not allowed !!, Lie detector : No lies, only TRUTH , Calculation of the Area : Don't measure, Six degrees of separation, Image Processing : Fun with images	
Unit – V	7 Hrs
Tic tac toe : Let's play, Snakes and Ladders : Down the memory lane, Recursion : Tower of Hanoi, Page Rank : How Google Works !!	

Course Outcomes: After completing the course, the students will be able to	
CO1:	Explore and apply the concept of python to solve real world problems.
CO2:	Design Classes and establish relationships among Classes for various applications from problem definition.
CO3:	Develop applications using google translator and gaming application.
CO4:	Implement real time application such as browser automation, NLP, Image processing etc using python

Reference Books:	
1	Head First Python, Paul Barry, 10 th Edition, 2016, O'Reilly, ISBN 978-9352134823.
2	Python Cookbook: Recipes for Mastering Python 3, David Beazley, Brian K. Jones, 9 th Edition, 2017, O'Reilly, ISBN 978-1449340377.
3	Python: The Complete Reference, Martin C Brown, 7 th Edition, 2018, McGraw Hill Education, ISBN 978-9387572942.

CO-PO Mapping												
CO/PO	PO1	PO2	PO3	PO4	PO5	PO6	PO7	PO8	PO9	PO10	PO11	PO12
CO1	2	3	2	1	1	-	-	1	-	-	-	2
CO2	3	3	2	1	1	-	-	1	-	-	-	2
CO3	3	3	3	2	1	-	-	2	-	-	-	2
CO4	3	3	3	2	1	-	-	2	-	-	-	2

High-3: Medium-2: Low-1

Semester: V			
FUNDAMENTALS OF AEROSPACE ENGINEERING (GROUP B: GLOBAL ELECTIVE) (Theory)			
Course Code	:	18G5B01	CIE : 100 Marks
Credits: L:T:P	:	3:0:0	SEE : 100 Marks
Hours	:	39L	SEE Duration : 3.00 Hours
Course Learning Objectives: To enable the students to:			
1	Understand the history and basic principles of aviation		
2	Demonstrate and explain foundation of flight, aircraft structures, material, aircraft propulsion		
3	Comprehend the importance of all the systems and subsystems incorporated on an air vehicle		
4	Appraise the significance of all the subsystems in achieving a successful flight		

Unit-I		08 Hrs
Introduction to Aircraft: History of aviation, International Standard atmosphere, Atmosphere and its properties, Temperature, pressure and altitude relationships, Classification of aircrafts, Anatomy of an aircraft & Helicopters, Basic components and their functions, Simple Problems on Standard Atmospheric Properties.		
Unit – II		08 Hrs
Basics of Aerodynamics: Bernoulli's theorem, Centre of pressure, Lift and drag, Types of drag, Aerodynamic Coefficients, Aerodynamic centre, Wing Planform Geometry, Airfoil nomenclature, Basic Aerodynamic characteristics of airfoil, NACA nomenclature, Simple problems on lift and drag.		
Unit -III		07 Hrs
Aircraft Propulsion: Introduction, Classification of power plants, Gas Turbine Engine: Brayton Cycle, Principle of operation of turbojet, turboprop, turbofan engines, ramjet and scramjet engines, Comparative merits and demerits of different types Engines.		
Unit -IV		09 Hrs
Introduction to Space Flight: The upper atmosphere, Introduction to basic orbital mechanics, Kepler's Laws of planetary motion, Orbit equation, and Space vehicle trajectories. Rocket Propulsion: Principles of operation of rocket engines, Rocket Equation, Types of rockets: Solid, Liquid and Hybrid Propellant Rockets, Rocket Performance parameters: Thrust, Specific Impulse, Exhaust Velocity, Simple Problems on rocket performance.		
Unit -V		07 Hrs
Aerospace Structures and Materials: Introduction, General types of construction, Monocoque, Semi-Monocoque and Geodesic structures, Structure of Wing and Fuselage and its basic construction.		

Course Outcomes: At the end of this course the student will be able to:	
CO1:	Appreciate and apply the basic principles of aviation
CO2:	Apply the concepts of fundamentals of flight, basics of aircraft structures, aircraft propulsion and aircraft materials during the development of an aircraft
CO3:	Comprehend the complexities involved during development of flight vehicles.
CO4:	Evaluate and criticize the design strategy involved in the development of airplanes

Reference Books	
1	Introduction to Flight, John D. Anderson, 7 th Edition, 2011, McGraw-Hill Education, ISBN 9780071086059.
2	Rocket Propulsion Elements, Sutton G.P., 8 th Edition, 2011, John Wiley, New York, ISBN: 1118174208, 9781118174203.

3	Fundamentals of Compressible Flow, Yahya, S.M, 5 th Edition, 2016, New Age International, ISBN: 8122440223
4	Aircraft structural Analysis, T.H.G Megson, 2010, Butterworth-Heinemann Publications, ISBN: 978-1-85617-932-4

Continuous Internal Evaluation (CIE); Theory (100 Marks)

CIE is executed by the way of Tests (T), Quizzes (Q,) and Experiential Learning (EL). Three tests are conducted for 50 marks each and the sum of the marks scored from three tests is reduced to 50. Minimum of three quizzes are conducted and each quiz is evaluated for 10 marks adding up to 30 marks. All quizzes are conducted online. Faculty may adopt innovative methods for conducting quizzes effectively. The number of quizzes may be more than three also. The marks component for experiential learning is 20.

Total CIE is 50 (T) +30 (Q) +20 (EL) = 100 Marks.

Semester End Evaluation (SEE); Theory (100 Marks)

SEE for 100 marks is executed by means of an examination. The Question paper for the course contains two parts, Part – A and Part – B. Part – A consists of objective type questions for 20 marks covering the complete syllabus. Part – B consists of five main questions, one from each unit for 16 marks adding up to 80 marks. Each main question may have sub questions. The question from Units I, IV and V have no internal choice. Units II and III have internal choice in which both questions cover entire unit having same complexity in terms of COs and Bloom's taxonomy level.

CO-PO Mapping												
CO/PO	PO1	PO2	PO3	PO4	PO5	PO6	PO7	PO8	PO9	PO10	PO11	PO12
CO1	3	3	3	1	1	3	2	2	-	-	-	1
CO2	2	2	2	3	2	1	1	1	-	-	-	1
CO3	1	-	3	3	-	-	-	-	-	-	-	1
CO4	2	2	3	3	-	2	2	2	-	-	-	1

High-3: Medium-2: Low-1

Semester: V			
NANOTECHNOLOGY			
(GROUP B: GLOBAL ELECTIVE)			
(Theory)			
Course Code	:	18G5B02	CIE : 100 Marks
Credits: L:T:P	:	3:0:0	SEE : 100 Marks
Total Hours	:	39L	SEE Duration : 3.00 Hours
Course Learning Objectives: The students will be able to			
1	Understand the basic knowledge of nanomaterials and the process to synthesize and characterize the nanoparticles.		
2	Learn about Nano sensors and their applications in mechanical, electrical, electronic, magnetic, chemical fields.		
3	Apply the concept of nanotechnology in sensing, transducing and actuating mechanism.		
4	Design the nanoscale products used in multidisciplinary fields.		
Unit-I			08 Hrs
Introduction to Nanomaterials: History of Nanotechnology, structures and properties of carbon based, metal based, bio-nanomaterials and hybrids: Bucky Ball, Nanotubes, Diamond like carbon(DLC), Quantum Dots, Nano Shells, Dendrimers, Nanocarriers, Nanocrystals, hybrid biological/inorganic, protein & DNA based nanostructures. Nanosafety Issues: Toxicology health effects caused by nanoparticles.			
Unit – II			09 Hrs
Nano Synthesis and Fabrication: Introduction & overview of Nanofabrication: Bottom up and Top down approaches using processes like Ball milling, Sol-gel Process, and Chemical Vapour deposition (CVD), electrodeposition and various lithography techniques (Hard & Soft lithography). Characterization of Nanostructures: Spectroscopy - UV-Visible spectroscopy, Fourier Transform Infrared Spectroscopy (FTIR), Raman Spectroscopy, X-ray spectroscopy. Electron Microscopy - Scanning Electron Microscopy (SEM), Transmission Electron Microscopy (TEM). Scanning Probe Microscopy - Atomic Force microscopy (AFM), Scanning Tunnel Microscopy (STM).			
Unit –III			08 Hrs
Nanosensors: Overview of nanosensors, prospects and market. Types of Nanosensors and their applications. Electromagnetic nanosensors: Electronic nose and electronic tongue, Magnetic nanosensors. Mechanical nanosensors: Cantilever Nanosensors, Mechanics of CNTs, Biosensors: Biosensors in modern medicine.			
Unit –IV			07 Hrs
Micro & Nano-Electromechanical systems and Microfluidics: MEMS/NEMS: Magnetic, Chemical and Mechanical Transducers –Sensing and Actuators. Microfluidics: Laminar flow, Hagen-Peouiselle equation, basic fluid ideas, Special considerations of flow in small channels, mixing, microvalves & micropumps.			
Unit –V			07 Hrs
Applications of Nanotechnology: Molecular electronics, molecular switches, mechanical cutting tools, machine components, magnets, DLC coated grinding wheels. Electrical, electronic, solar cells, Batteries, fuel cells, Nanofilters. Medical nanotechnology: in Diagnostics, Therapeutics, Drug delivery and Nanosurgery. Nano in Agriculture- nanopesticides, nanofertilizers etc.			

Course Outcomes: After completing the course, the students will be able to	
CO1:	Understand the structures of nano materials and their properties.
CO2:	Apply the various synthesis and fabrication methods and interpret the characterization results.
CO3:	Analyze the working mechanism of nanosensors and transducers and Apply its knowledge in various fields.
CO4:	Create and evaluate nano Design, Devices and Systems in various disciplines.

Reference Books	
1	B.S. Murty., P. Shankar., B.Raj, B..B. Rath, and J. Murday, Textbook of Nanosciences and Nanotechnology, Springer, Co-publication with University Press (India) Pvt. Ltd. VCH, XII.1 st Edition, 2013, ISBN- 978-3-642-28030-6.
2	V. K. Khanna, Nanosensors: Physical, Chemical and Biological, CRC press, 1 st Edition, 2013, ISBN 9781439827123 (Unit III).
3	C. C. Kock., Nanostructured materials, Nanostructured materials, William Andrew Publishing, 2 nd Edition, 2007, ISBN 0-8155-1534-0.
4	M. Wilson., K. Kannangara., G.Smith., M.Simmons., B. Raguse., Nanotechnology, , overseas Press (India) Private Ltd.,1 st Edition, 2005,ISBN 81-88689-20-3.

Continuous Internal Evaluation (CIE); Theory (100 Marks)

CIE is executed by the way of Tests (T), Quizzes (Q,) and Experiential Learning (EL). Three tests are conducted for 50 marks each and the sum of the marks scored from three tests is reduced to 50. Minimum of three quizzes are conducted and each quiz is evaluated for 10 marks adding up to 30 marks. All quizzes are conducted online. Faculty may adopt innovative methods for conducting quizzes effectively. The number of quizzes may be more than three also. The marks component for experiential learning is 20.

Total CIE is 50 (T) +30 (Q) +20 (EL) = 100 Marks.

Semester End Evaluation (SEE); Theory (100 Marks)

SEE for 100 marks is executed by means of an examination. The Question paper for the course contains two parts, Part – A and Part – B. Part – A consists of objective type questions for 20 marks covering the complete syllabus. Part – B consists of five main questions, one from each unit for 16 marks adding up to 80 marks. Each main question may have sub questions. The question from Units I, IV and V have no internal choice. Units II and III have internal choice in which both questions cover entire unit having same complexity in terms of COs and Bloom's taxonomy level.

CO-PO Mapping												
CO/PO	PO1	PO2	PO3	PO4	PO5	PO6	PO7	PO8	PO9	PO10	PO11	PO12
CO1	2	3	2	3	2	3	3	-	-	1	2	-
CO2	3	3	3	2	3	3	2	-	2	-	-	-
CO3	3	2	2	2	2	1	1	-	-	-	1	-
CO4	1	2	3	3	3	2	1	-	-	2	-	-

High-3: Medium-2: Low-1

Semester: V			
FUEL CELL TECHNOLOGY (GROUP B: GLOBAL ELECTIVE) (Theory)			
Course Code	:	18G5B03	CIE : 100 Marks
Credits: L:T:P	:	3:0:0	SEE : 100 Marks
Total Hours	:	39L	SEE Duration : 3.00 Hours
Course Learning Objectives: The students will be able to			
1	Recall the concept of fuel cells		
2	Distinguish various types of fuel cells and their functionalities		
3	Know the applications of fuel cells in various domains		
4	Understand the characterization of fuel cells		

Unit-I	07 Hrs
Introduction – I: Fuel cell definition, historical developments, working principle of fuel cell, components of fuel cell, EMF of the cell, Fuel Cell Reactions, fuels for cells and their properties	
Unit – II	07 Hrs
Types of fuel cells – II: Classification of fuel cells, alkaline fuel cell, polymer electrolyte fuel cell, phosphoric acid fuel cell, molten carbonate fuel cell, solid oxide fuel cell, advantages and disadvantages of each	
Unit –III	07 Hrs
Efficiencies, losses and kinetics– III: Intrinsic maximum efficiency, voltaic efficiency, faradaic efficiency, overall efficiency, activation losses, fuel crossover and internal current, ohmic losses, mass transport/concentration losses, and activation/electrode/reaction kinetics	
Unit –IV	08 Hrs
Fuel Cell Characteristics – IV: In-situ characterization: I-V curve, current – voltage measurement, current interrupt measurement, cyclic voltammetry, electrochemical impedance spectroscopy Ex-situ characterization techniques: Proton conductivity, flexural strength, electrical conductivity, electrochemical surface area and electrochemical activity	
Unit –V	10 Hrs
Applications of fuel cells – V: Applications of fuel cells in air, road and rail transport, hydrogen storage, handling and safety issues. Production and storage of hydrogen	

Course Outcomes: After completing the course, the students will be able to	
CO1:	Understand the fundamentals and characteristics of fuel cells
CO2:	Apply chemical engineering principles to distinguish fuel cells from conventional energy systems
CO3:	Analyze the performance of fuel cells using different characterization techniques
CO4:	Evaluate the possibility of integrating fuel cell systems with conventional energy systems

Reference Books	
1	Fuel Cells – Principles and Applications, Viswanathan and M Aulice Scibioh, 1 st Edition, 2009, Universities Press, ISBN – 13: 978 1420 060287
2	Fuel Cell Systems Explained, James Larminie and Andrew Dicks, 2 nd Edition, 2003, John Wiley & Sons, ISBN – 978 0470 848579

3	Fuel Cell Fundamentals, O 'Hayre, R. P., S. Cha, W. Colella, F. B. Prinz, 1 st Edition, 2006, Wiley, New York, ISBN – 978 0470 258439
4	Recent Trends in Fuel Cell Science and Technology, Basu. S, 1 st Edition, 2007, Springer, ISBN – 978 0387 688152

Continuous Internal Evaluation (CIE); Theory (100 Marks)

CIE is executed by way of quizzes (Q), tests (T) and experiential learning (EL). A minimum of three quizzes are conducted and each quiz is evaluated for 10 marks adding up to 30 marks. All quizzes are conducted online. Faculty may adopt innovative methods for conducting quizzes effectively. The number of quizzes may be more than three also. The three tests are conducted for 50 marks each and the sum of the marks scored from three tests is reduced to 50. The marks component for experiential learning is 20.

Total CIE is 30(Q) +50(T) +20(EL) =100 Marks.

Semester End Evaluation (SEE); Theory (100 Marks)

SEE for 100 marks is executed by means of an examination. The Question paper for the course contains two parts, Part – A and Part – B. Part – A consists of objective type questions for 20 marks covering the complete syllabus. Part – B consists of five main questions, one from each unit for 16 marks adding up to 80 marks. Each main question may have sub questions. The question from Units I, IV and V have no internal choice. Units II and III have internal choice in which both questions cover entire unit having same complexity in terms of COs and Bloom's taxonomy level.

CO-PO Mapping												
CO/PO	PO1	PO2	PO3	PO4	PO5	PO6	PO7	PO8	PO9	PO10	PO11	PO12
CO1	2	-	-	-	-	-	1	-	1	-	-	-
CO2	2	-	2	-	-	-	-	-	-	-	-	-
CO3	-	3	-	-	-	-	3	-	2	-	-	-
CO4	-	2	2	-	-	-	2	-	3	-	-	2

High-3: Medium-2: Low-1

Semester: V					
INTELLIGENT SYSTEMS					
(GROUP B: GLOBAL ELECTIVE)					
(Theory)					
Course Code	:	18G5B04		CIE Marks	: 100 Marks
Credits: L:T:P	:	3:0:0		SEE Marks	: 100 Marks
Total Hours	:	39L		SEE Duration	: 3.00 Hours
Course Learning Objectives: The students will be able to					
1.	Understand fundamental AI concepts and current issues.				
2.	Understand and apply a range of AI techniques including search, logic-based reasoning, neural networks and reasoning with uncertain information.				
3.	Recognize computational problems suited to an intelligent system solution.				
4.	Identify and list the basic issues of knowledge representation, blind and heuristic search.				
Unit – I					07 Hrs
Introduction: The Foundations of Artificial Intelligence, History of Artificial Intelligence, The State of the Art, Intelligent Agent: Introduction, How Agents Should Act, Structure of Intelligent Agents, Problem-solving: Solving Problems by Searching Search Strategies, Avoiding Repeated States, Avoiding Repeated States					
Unit – II					08 Hrs
Informed Search Methods: Best-First Search, Heuristic Functions, Memory Bounded Search, Iterative Improvement Algorithms Game Playing: Introduction: Games as Search Problems, Perfect Decisions in Two-Person, Games Imperfect Decisions, Alpha-Beta Pruning, Games That Include an Element of Chance					
Unit – III					08 Hrs
Knowledge Inference Knowledge representation -Production based system, Frame based system. Inference - Backward chaining, Forward chaining, Rule value approach, Fuzzy reasoning - Certainty factors, Bayes Rule, Uncertainty Principles, Bayesian Theory-Bayesian Network-Dempster - Shafer theory.					
Unit – IV					08 Hrs
Learning from Observations: A General Model of Learning Agents, Inductive Learning, Learning Decision Trees, Using Information Theory, Learning General Logical Descriptions, Why Learning Works: Computational Learning Theory Reinforcement Learning: Passive Learning in a Known Environment, Passive Learning in an Unknown Environment, Active Learning in an Unknown Environment					
Unit – V					08 Hrs
Expert Systems, Components, Production rules, Statistical reasoning, certainty factors, measure of belief and disbelief, Meta level knowledge, Introspection. Expert systems - Architecture of expert systems, Roles of expert systems - Knowledge Acquisition –Meta knowledge, Heuristics. Typical expert systems - MYCIN, DART, XOON, Expert systems shells.					

Course Outcomes: After completing the course, the students will be able to	
CO 1:	Understand and explore the basic concepts and challenges of Artificial Intelligence.
CO 2:	Analyze and explain basic intelligent system algorithms to solve problems.
CO 3:	Apply Artificial Intelligence and various logic-based techniques in real world problems.
CO 4:	Assess their applicability by comparing different Intelligent System techniques

Reference Books:	
1.	AI – A Modern Approach, Stuart Russel, Peter Norvig, 3 rd Edition, 2010, Pearson Education, ISBN-13: 978-0-13-604259-4
2.	Artificial Intelligence (SIE), Kevin Night, Elaine Rich, Nair B., 3 rd Edition, 2008, McGraw Hill, ISBN: 9780070087705
3.	Introduction to AI and ES, Dan W. Patterson, Pearson Education, 3 rd Edition, 2007, ISBN-13: 978-0134771007
4.	Introduction to Expert Systems, Peter Jackson, 4 th Edition, Pearson Education, 2007, ISBN-13: 978-8131709337

Continuous Internal Evaluation (CIE); Theory (100 Marks)

CIE is executed by the way of Tests (T), Quizzes (Q,) and Experiential Learning (EL). Three tests are conducted for 50 marks each and the sum of the marks scored from three tests is reduced to 50. Minimum of three quizzes are conducted and each quiz is evaluated for 10 marks adding up to 30 marks. All quizzes are conducted online. Faculty may adopt innovative methods for conducting quizzes effectively. The number of quizzes may be more than three also. The marks component for experiential learning is 20.

Total CIE is 50 (T) +30 (Q) +20 (EL) = 100 Marks.

Semester End Evaluation (SEE); Theory (100 Marks)

SEE for 100 marks is executed by means of an examination. The Question paper for the course contains two parts, Part – A and Part – B. Part – A consists of objective type questions for 20 marks covering the complete syllabus. Part – B consists of five main questions, one from each unit for 16 marks adding up to 80 marks. Each main question may have sub questions. The question from Units I, IV and V have no internal choice. Units II and III have internal choice in which both questions cover entire unit having same complexity in terms of COs and Bloom's taxonomy level.

CO-PO Mapping												
CO/PO	PO1	PO2	PO3	PO4	PO5	PO6	PO7	PO8	PO9	PO10	PO11	PO12
CO1	3	3	3	3	3	2	2	1	2	-	2	2
CO2	3	3	3	3	3	2	2	1	2	-	2	2
CO3	3	3	3	3	3	2	1	1	2	-	2	2
CO4	3	3	3	3	3	1	2	1	1	1	2	2

High-3: Medium-2: Low-1

Semester: V				
REMOTE SENSING AND GEOGRAPHIC INFORMATION SYSTEM (GROUP B: GLOBAL ELECTIVE) (Theory)				
Course Code	:	18G5B05	CIE	: 100 Marks
Credits: L:T:P	:	3:0:0	SEE	: 100 Marks
Total Hours	:	39 L	SEE Duration	: 3.00 Hours
Course Learning Objectives: The students will be able to				
1	Understand concept of using photographic data to determine relative positions of points.			
2	Study the methods of collection of land data using Terrestrial and Aerial camera.			
3	Analyze the data gathered from various sensors and interpret for various applications.			
4	Apply the principles of RS, GIS and GPS in various scopes of Civil Engineering.			

Unit-I	07 Hrs
Remote Sensing- Definition, types of remote sensing, components of remote sensing, electromagnetic spectrum, Black body, Atmospheric windows, energy interaction with earth surface features. Spectral reflectance curve. Platforms and sensors. Sensor resolutions. Types of satellites- Indian and other remote sensing satellites (IRS, IKONS and Landsat). Principle of visual interpretation - key elements.	
Unit – II	08 Hrs
Photogrammetry: Introduction types of Photogrammetry, Advantages Photogrammetry, Introduction to digital Photogrammetry. Aerial Photogrammetry: Advantages over ground survey methods- geometry of vertical photographs, scales of vertical photograph. Ground coordination- relief displacement, scale ground coordinates – flight planning.	
Unit –III	08 Hrs
Geographic Information System- Introduction, Functions and advantages, sources of data for GIS. Database – Types, advantages and disadvantages. Data Analysis.-overlay operations, network analysis, spatial analysis. Outputs and map generation. GPS- components and working principles.	
Unit –IV	08 Hrs
Applications of GIS, Remote Sensing and GPS: Water Resources engineering and management (prioritization of river basins, water perspective zones and its mapping), Highway and transportation (highway alignment, Optimization of routes, accident analysis), Environmental Engineering (Geo-statistical analysis of water quality, rainfall).	
Unit –V	08 Hrs
Applications of GIS, Remote Sensing and GPS: Urban Planning & Management, urban sprawl, Change detection studies, forests and urban area, agriculture, Disaster Management. Layouts: Dead end, Radial, Grid iron, Circular system.	

Course Outcomes: After completing the course, the students will be able to	
CO1:	Understand and remember the principle of Remote Sensing (RS) and Geographical Information Systems (GIS) data acquisition and its applications.
CO2:	Apply RS and GIS technologies in various fields of engineering and social needs

CO3:	Analyze and evaluate the information obtained by applying RS and GIS technologies.
CO4:	Create a feasible solution in the different fields of application of RS and GIS

Reference Books	
1	Geographic Information System-An Introduction, Tor Bernharadsen, 2009, 3 rd Edition, Wiley India Pvt. Ltd. New Delhi, ISBN - 9788126511389.
2	Principles of Remote sensing and Image Interpretation, Lillesand and Kiefer, 2011, 6 th Edition, John Wiley Publishers, New Delhi, ISBN – 8126532238.
3	Higher Surveying, Chandra A.M, 2015, 3rd Edition, New age international (P) Ltd, ISBN: 8122438121
4	Remote Sensing, Robert A. Schowengerdt, 2009, 3 rd Edition, Elsevier India Pvt Ltd, New Delhi.
5	Remote Sensing and GIS, Bhatta B, 2011, Oxford University Press, New Delhi, ISBN - 0198072392

Continuous Internal Evaluation (CIE); Theory (100 Marks)

CIE is executed by the way of Tests (T), Quizzes (Q,) and Experiential Learning (EL). Three tests are conducted for 50 marks each and the sum of the marks scored from three tests is reduced to 50. Minimum of three quizzes are conducted and each quiz is evaluated for 10 marks adding up to 30 marks. All quizzes are conducted online. Faculty may adopt innovative methods for conducting quizzes effectively. The number of quizzes may be more than three also. The marks component for experiential learning is 20.

Total CIE is 50 (T) +30 (Q) +20 (EL) = 100 Marks.

Semester End Evaluation (SEE); Theory (100 Marks)

SEE for 100 marks is executed by means of an examination. The Question paper for the course contains two parts, Part – A and Part – B. Part – A consists of objective type questions for 20 marks covering the complete syllabus. Part – B consists of five main questions, one from each unit for 16 marks adding up to 80 marks. Each main question may have sub questions. The question from Units I, IV and V have no internal choice. Units II and III have internal choice in which both questions cover entire unit having same complexity in terms of COs and Bloom’s taxonomy level.

CO-PO Mapping												
CO/PO	PO1	PO2	PO3	PO4	PO5	PO6	PO7	PO8	PO9	PO10	PO11	PO12
CO1	1	-	-	-	-	1	-	-	-	-	-	-
CO2	2	1	-	-	1	1	-	-	-	-	-	-
CO3	2	2	1	-	2	1	1	-	-	-	-	1
CO4	2	2	1	-	3	2	2	-	-	-	1	1

High-3: Medium-2: Low-1

Semester: V					
AUTOMOTIVE ELECTRONICS (GROUP B: GLOBAL ELECTIVE) (Theory)					
Course Code	:	18G5B06	CIE Marks	:	100 Marks
Credits: L:T:P	:	3:0:0	SEE Marks	:	100 Marks
Hours	:	39L	SEE Duration	:	3.00 Hours
Course Learning Objectives: The students will be able to					
1	Acquire the knowledge of automotive domain fundamentals, need of Electronics and communication interfaces in Automotive systems.				
2	Apply various types of sensors, actuators and Motion Control techniques in Automotive systems				
3	Understand digital engine control systems and Embedded Software's and ECU's used in automotive systems.				
4	Analyse the concepts of Diagnostics, safety and advances in Automotive electronic Systems.				
UNIT-I					08 Hrs
Fundamentals of Automotive: Evolution and Use of Electronics in Automotive, Automotive Systems, The Engine, Engine Control, Internal Combustion Engines, Spark Ignition Engines and Alternative Engines. Ignition System, Ignition Timing, Drivetrain, Suspensions, Brakes and Steering Systems.					
Basics of electronic engine control: Motivation for Electronic Engine Control, Concept of an Electronic Engine control system, Definition of General terms, Definition of Engine performance terms, Engine mapping, Effect of Air/Fuel ratio, spark timing and EGR on performance, Control Strategy, Electronic Fuel control system, Analysis of intake manifold pressure, Electronic Ignition.					
UNIT-II					07 Hrs
Automotive Sensors and Actuators:					
Automotive Control System Applications of Sensors and Actuators,					
Sensors: Air Flow Sensor, Engine Crankshaft Angular Position Sensor, Throttle Angle Sensor, Temperature Sensor, Sensors for Feedback Control, Sensors for Driver Assistance System: Radar, Lidar, Video Technology.					
Actuators: Solenoids, Piezo Electric Force Generators, Fluid mechanical Actuators, Electric Motors and Switches.					
UNIT-III					08 Hrs
Digital Engine Control Systems: Digital Engine control features, Control modes for fuel Control (Seven Modes), EGR Control, Electronic Ignition Control - Closed Loop Ignition timing, Spark Advance Correction Scheme, Integrated Engine Control System.					
Vehicle Motion Control: Typical Cruise Control System, Digital Cruise Control System, Digital Speed Sensor, Throttle Actuator, Digital Cruise Control configuration, Cruise Control Electronics (Digital only), Antilock Brake System (ABS), Electronic Suspension System, Electronic Steering Control.					
UNIT-IV					08 Hrs
Automotive Communication Systems:					
Automotive networking: Bus systems, Technical principles, network topology. Buses in motor vehicles: CAN, Flex Ray, LIN, Ethernet, IP, PSI5, MOST, D2B and DSI.					
Automotive Embedded Software Development					
Fundamentals of Software and software development lifecycles. Overview of AUTOSAR methodology and principles of AUTOSAR Architecture.					

UNIT-V	08 Hrs
<p>Diagnostics and Safety in Automotive: Timing Light, Engine Analyzer, Electronic Control System Diagnostics: Onboard diagnostics, Off-board diagnostics, Expert Systems, Occupant Protection Systems – Accelerometer based Air Bag systems, Case study on ON-BOARD, OFF-BOARD diagnostics.</p> <p>Advances in Automotive Electronic Systems: Alternative Fuel Engines, Electric and Hybrid vehicles, Fuel cell powered cars, Collision Avoidance Radar warning Systems, Navigation: Navigation Sensors, Radio Navigation, dead reckoning navigation, Video based driver assistance systems, Night vision Systems.</p>	

Course Outcomes: After completing the course, the students will be able to	
CO1:	Acquire the knowledge of automotive domain fundamentals, need of Electronics and communication interfaces in Automotive systems.
CO2:	Apply various types of sensors, actuators and Motion Control techniques in Automotive systems
CO3:	Analyze digital engine control systems and Embedded Software's and ECU's used in automotive systems.
CO4:	Illustrate the concepts of Diagnostics, safety and advances in Automotive electronic Systems.

Reference Books	
1.	Understanding Automotive Electronics, Williams. B. Ribbens, 6 th Edition, 2003, Elsevier science, Newness publication, ISBN-9780080481494.
2.	Automotive Electronics Handbook, Robert Bosch, 2004, John Wiley and Sons, ISBN-0471288357
3.	Automobile Electrical and Electronic Systems, Tom Denton, 3 rd Edition, Elsevier Butterworth-Heinemann. ISBN 0-7506-62190.
4.	Advanced Automotive Fault Diagnosis, Tom Denton, 2 nd Edition, Elsevier Butterworth-Heinemann. ISBN 0-75-066991-8.

Continuous Internal Evaluation (CIE); Theory (100 Marks)

CIE is executed by the way of Tests (T), Quizzes (Q,) and Experiential Learning (EL). Three tests are conducted for 50 marks each and the sum of the marks scored from three tests is reduced to 50. Minimum of three quizzes are conducted and each quiz is evaluated for 10 marks adding up to 30 marks. All quizzes are conducted online. Faculty may adopt innovative methods for conducting quizzes effectively. The number of quizzes may be more than three also. The marks component for experiential learning is 20.

Total CIE is 50 (T) +30 (Q) +20 (EL) = 100 Marks.

Semester End Evaluation (SEE); Theory (100 Marks)

SEE for 100 marks is executed by means of an examination. The Question paper for the course contains two parts, Part – A and Part – B. Part – A consists of objective type questions for 20 marks covering the complete syllabus. Part – B consists of five main questions, one from each unit for 16 marks adding up to 80 marks. Each main question may have sub questions. The question from Units I, IV and V have no internal choice. Units II and III have internal choice in which both questions cover entire unit having same complexity in terms of COs and Bloom's taxonomy level.

CO-PO Mapping												
CO/PO	PO1	PO2	PO3	PO4	PO5	PO6	PO7	PO8	PO9	PO10	PO11	PO12
CO1	3	2	1	1	-	-	-	1	2	1	-	1
CO2	3	2	1	1	1	-	1	1	1	1	-	1
CO3	3	2	2	2	1	-	1	1	2	1	-	1
CO4	3	2	2	2	-	1	2	1	1	1	-	1

High-3: Medium-2 : Low-1

Semester: V					
e- MOBILITY					
(GROUP B: GLOBAL ELECTIVE)					
(Theory)					
Course Code	:	18G5B07		CIE	: 100 Marks
Credits: L:T:P	:	3:0:0		SEE	: 100 Marks
Total Hours	:	39L		SEE Duration	: 3.00 Hours
Course Learning Objectives: The students will be able to					
1	Understand the basics of electric and hybrid electric vehicles, their architecture and modelling.				
2	Explain different energy storage technologies used for electric vehicles and their management system.				
3	Describe various electric drives and its integration with Power electronic circuits suitable for electric vehicles.				
4	Design EV Simulator through performance evaluation and system optimization techniques and need for the charging infrastructure.				

Unit-I		06 Hrs
Electromobility and the Environment: A Brief History of the Electric Powertrain, Energy Sources for Propulsion and Emissions, The Advent of Regulations, Drive Cycles, BEV Fuel Consumption, Range, and mpge, Carbon Emissions for Conventional and Electric Powertrains, An Overview of Conventional, Battery, Hybrid, and Fuel Cell Electric Systems, A Comparison of Automotive and Other Transportation Technologies.		
Vehicle Dynamics: Vehicle Load Forces, Vehicle Acceleration, Simple Drive Cycle for Vehicle Comparisons		
Unit – II		09 Hrs
Batteries: Batteries Types and Battery Pack, Lifetime and Sizing Considerations, Battery Charging, Protection, and Management Systems, Battery Models, Determining the Cell/Pack Voltage for a Given Output/Input Power, Cell Energy and Discharge Rate.		
Battery Charging: Basic Requirements for Charging System, Charger Architectures, Grid Voltages, Frequencies, and Wiring, Charging Standards and Technologies, SAE J1772, Wireless Charging, The Boost Converter for Power Factor Correction.		
Unit -III		10 Hrs
Battery Management System: BMS Definition, Li-Ion Cells, Li-Ion BMSs, Li-Ion Batteries, BMS Options: Functionality, CCCV Chargers, Regulators, Balancers, Protectors, Functionality Comparison, Technology, Topology.		
BMS Functions: Measurement: Voltage, Temperature, Current, Management: Protection, Thermal Management, Balancing, Distributed Charging, Evaluation, External Communication: Dedicated analog and digital wires.		
Unit –IV		07 Hrs
Electric Drivetrain: Overview of Electric Machines, classification of electric machines used in automobile drivetrains, modelling of electric machines, Power Electronics, controlling electric machines, electric machine and power electronics integration Constraints.		
Unit –V		07 Hrs
EV Simulation: system level simulation, EV simulator, simulator modules, performance evaluation, system optimization.		
EV Infrastructure: Domestic charging infrastructure, Public charging infrastructure, Standardization and regulations, Impacts on power system.		

Course Outcomes: After completing the course, the students will be able to	
CO1:	Explain the basics of electric and hybrid electric vehicles, their architecture, technologies and modelling.
CO2:	Discuss and implement different energy storage technologies used for electric vehicles and their management system.
CO3:	Analyze various electric drives and its integration techniques with Power electronic circuits suitable for electric vehicles.
CO4:	Design EV Simulator for performance evaluation and system optimization and understand the requirement for suitable EV infrastructure.

Reference Books	
1	Electric Powertrain: Energy Systems, Power Electronics and Drives for Hybrid, Electric and Fuel Cell Vehicles, John G. Hayes, G. Abas Goodarzi, 1 st Edition, 2018, Wiley, ISBN 9781119063667.
2	Battery Management system for large Lithium Battery Packs, Davide Andrea, 1 st Edition, 2010, ARTECH HOUSE, ISBN-13 978-1-60807-104-3
3	Hybrid Vehicles from Components to System, F. BADIN, Ed, 1 st Edition, 2013, Editions Technip, Paris, ISBN 978-2-7108-0994-4.
4	Modern Electric Vehicle Technology C.C. Chan and K.T. Chau, 1 st Edition, 2001, Oxford university press, ISBN 0 19 850416 0.

Continuous Internal Evaluation (CIE); Theory (100 Marks)

CIE is executed by the way of Tests (T), Quizzes (Q,) and Experiential Learning (EL). Three tests are conducted for 50 marks each and the sum of the marks scored from three tests is reduced to 50. Minimum of three quizzes are conducted and each quiz is evaluated for 10 marks adding up to 30 marks. All quizzes are conducted online. Faculty may adopt innovative methods for conducting quizzes effectively. The number of quizzes may be more than three also. The marks component for experiential learning is 20.

Total CIE is 50 (T) +30 (Q) +20 (EL) = 100 Marks.

Semester End Evaluation (SEE); Theory (100 Marks)

SEE for 100 marks is executed by means of an examination. The Question paper for the course contains two parts, Part – A and Part – B. Part – A consists of objective type questions for 20 marks covering the complete syllabus. Part – B consists of five main questions, one from each unit for 16 marks adding up to 80 marks. Each main question may have sub questions. The question from Units I, IV and V have no internal choice. Units II and III have internal choice in which both questions cover entire unit having same complexity in terms of COs and Bloom's taxonomy level.

CO-PO Mapping												
CO/PO	PO1	PO2	PO3	PO4	PO5	PO6	PO7	PO8	PO9	PO10	PO11	PO12
CO1	2	3	2	2	2	2	3	-	2	-	-	1
CO2	3	3	3	3	3	3	3	-	2	2	1	-
CO3	2	3	3	3	3	2	3	-	2	1	1	-
CO4	3	3	3	3	3	2	3	2	2	-	1	-

High-3: Medium-2: Low-1

Semester: V					
SMART SENSORS & INSTRUMENTATION					
(GROUP B: GLOBAL ELECTIVE)					
(Theory)					
Course Code	:	18G5B08		CIE	: 100 Marks
Credits: L:T:P	:	3:0:0		SEE	: 100 Marks
Total Hours	:	39L		SEE Duration	: 3.00 Hours
Course Learning Objectives: The students will be able to					
1	Understand the fundamentals of transducers and sensors.				
2	Demonstrate the working principles of different transducers and sensors.				
3	Apply the principles of different type of sensors and transducers on state of art problems.				
4	Create a system using appropriate transducers and sensors for a particular application.				

Unit-I		07 Hrs
Introduction: Definition of a transducer, Block Diagram, Classification of Transducers, Advantages of Electrical transducers.		
Resistive Transducers:		
Potentiometers: Characteristics, Loading effect, and problems.		
Strain gauge: Theory, Types, applications and problems.		
Thermistor, RTD: Theory, applications and problems.		
Unit – II		09 Hrs
Thermocouple: Measurement of thermocouple output, compensating circuits, lead compensation, advantages and disadvantages of thermocouple.		
LVDT: Principle, Characteristics, Practical applications and problems.		
Capacitive Transducers: Capacitive transducers using change in area of plates, distance between plates and change of dielectric constants, Applications of Capacitive Transducers and problems		
Unit –III		09 Hrs
Piezo-electric Transducers: Principles of operation, expression for output voltage, Piezo-electric materials, equivalent circuit, loading effect, Frequency response and Problems.		
Special Transducers: Hall effect transducers, Thin film sensors, and smart transducers: Principles and applications, Introduction to MEMS Sensors and Nano Sensors, Schematic of the design of sensor, applications.		
Unit –IV		07 Hrs
Chemical sensors: pH value sensor, dissolved oxygen sensor, oxidation-reduction potential sensor, Zirconium probe Sensors, Chem FET sensors.		
Photo sensors: Photo resistor, Photodiode, Phototransistor, Photo-FET, Charge coupled device.		
Tactile sensors: Construction and operation, types.		
Unit –V		07 Hrs
Humidity Sensors and Moisture Sensors: Concept of humidity, Electrical Conductivity Sensors, Thermal Conductivity Sensors, Optical Hygrometer, Oscillating Hygrometer.		
IR Sensors: Golay cells, Thermopile, pyroelectric sensor, bolometers, Active Far-Infrared Sensors, Gas flame detectors		

Course Outcomes: After completing the course, the students will be able to	
CO1:	Understand the basic principles of different transducers and sensors.
CO2:	Apply the knowledge of transducers and sensors to comprehend digital instrumentation systems.
CO3:	Analyze and evaluate the performance of different transducers and sensors for various applications.
CO4:	Create a system using appropriate transducers and sensors for a particular application.

Reference Books	
1	Jacob Fraden, Handbook of Modern Sensors: Physics, Designs, and Applications, 4 th Edition 2008, PHI Publication, ISBN: 978-1-4419-6465-6.
2	Clarence W.de Silva, Sensors and Actuators: Control systems Instrumentation, 2013 Edition, CRC Press, ISBN: 978-1-4200-4483-6.
3	A.K. Sawhney, Electrical and Electronic Measurements and Instrumentation, 18 th Edition, 2008, Dhanpat Rai and Sons, ISBN: 81-7700-016-0.
4	Transducers and Instrumentation, D.V.S. Murthy, 2 nd Edition 2008, PHI Publication, ISBN: 978-81-203-3569-1.

Continuous Internal Evaluation (CIE); Theory (100 Marks)

CIE is executed by the way of Tests (T), Quizzes (Q,) and Experiential Learning (EL). Three tests are conducted for 50 marks each and the sum of the marks scored from three tests is reduced to 50. Minimum of three quizzes are conducted and each quiz is evaluated for 10 marks adding up to 30 marks. All quizzes are conducted online. Faculty may adopt innovative methods for conducting quizzes effectively. The number of quizzes may be more than three also. The marks component for experiential learning is 20.

Total CIE is 50 (T) +30 (Q) +20 (EL) = 100 Marks.

Semester End Evaluation (SEE); Theory (100 Marks)

SEE for 100 marks are executed by means of an examination. The Question paper for the course contains two parts, Part – A and Part – B. Part – A consists of objective type questions for 20 marks covering the complete syllabus. Part – B consists of five main questions, one from each unit for 16 marks adding up to 80 marks. Each main question may have sub questions. The question from Units I, IV and V have no internal choice. Units II and III have internal choice in which both questions cover entire unit having same complexity in terms of COs and Bloom’s taxonomy level.

CO-PO Mapping												
CO/PO	PO1	PO2	PO3	PO4	PO5	PO6	PO7	PO8	PO9	PO10	PO11	PO12
CO1	3	2	1	-	-	-	-	-	-	-	-	-
CO2	2	3	-	-	2	2	-	-	-	-	-	-
CO3	1	2	2	-	1	1	-	-	-	-	-	2
CO4	-	-	-	-	1	1	-	-	-	3	-	1

High-3: Medium-2: Low-1

Semester: V						
OPERATIONS RESEARCH (GROUP B: GLOBAL ELECTIVE) (Theory)						
Course Code	:	18G5B09		CIE	:	100 Marks
Credits: L:T:P	:	3:0:0		SEE	:	100 Marks
Total Hours	:	39 L		SEE Duration	:	3.00 Hours
Course Learning Objectives: The students will be able to						
1	Develop the skills in the application of operations research models for complex decision-making situations.					
2	Implement the methodology and tools of operations research to assist decision-making.					

UNIT-I		07 Hrs
Introduction: OR methodology, Definition of OR, Application of OR to Engineering and Managerial problems, Features of OR models, Limitations of OR.		
Linear Programming: Definition, Mathematical Formulation, Standard Form, Solution Space, Types of solution - Basic Feasible, Degenerate, Solution through Graphical Method. Usage of software tools to demonstrate LPP (demonstrations and assignments only)		
UNIT-II		10Hrs
Simplex Method & Sensitivity Analysis: Simplex methods, Artificial Starting Solution - M Method & Two phase method, Sensitivity Analysis - Graphical sensitivity analysis, Algebraic sensitivity analysis. Interpretation of graphical output from software packages such as MS Excel		
UNIT-III		10 Hrs
Transportation Problem: Formulation of transportation model, Basic feasible solution using different methods, Optimality Methods, Unbalanced transportation problem, Degeneracy in transportation problems, Variants in Transportation Problems, Applications of Transportation problems.		
Assignment Problem: Formulation of the Assignment problem, Solution method of assignment problem-Hungarian Method, Solution method of assignment problem-Hungarian Method, Variants in assignment problem, Traveling Salesman Problem.		
Usage of software tools to demonstrate Transportation and Assignment problems		
UNIT-IV		06 Hrs
Project Management Using Network Analysis: Network construction, Determination of critical path and duration, floats, CPM - Elements of crashing, Usage of software tools to demonstrate N/W flow problems		
UNIT-V		06 Hrs
Game Theory: Introduction, Two person Zero Sum game, Pure strategies – Games with saddle point, Graphical Method, The rules of dominance, solution method of games without saddle point, Arithmetic method.		

Course Outcomes: After completing the course, the students will be able to	
CO1:	Understand the basic concepts of different models of operations research and their applications.
CO2:	Build and solve Transportation Models and Assignment Models.
CO3:	Design new simple models, like: CPM, MSPT to improve decision –making and develop critical thinking and objective analysis of decision problems.
CO4:	

Reference Books	
1	Operation Research an Introduction, Taha H A, 8th Edition, 2004, PHI, ISBN:0130488089.
2	Operations Research: Principles and Practice, Ravindran, Phillips, Solberg, 2 nd Edition, 2007, John Wiley & Sons, ISBN: 8126512563
3	Introduction to Operation Research, Hiller and Liberman, 8 th Edition, 2004, Tata McGraw Hill, ISBN: 0073017795.
4	Operations Research Theory and Application, J K Sharma, 2 nd Edition, 2003, Pearson Education Pvt Ltd, ISBN: 0333-92394-4.

Continuous Internal Evaluation (CIE); Theory (100 Marks)

CIE is executed by the way of Tests (T), Quizzes (Q,) and Experiential Learning (EL). Three tests are conducted for 50 marks each and the sum of the marks scored from three tests is reduced to 50. Minimum of three quizzes are conducted and each quiz is evaluated for 10 marks adding up to 30 marks. All quizzes are conducted online. Faculty may adopt innovative methods for conducting quizzes effectively. The number of quizzes may be more than three also. The marks component for experiential learning is 20.

Total CIE is 50 (T) +30 (Q) +20 (EL) = 100 Marks.

Semester End Evaluation (SEE); Theory (100 Marks)

SEE for 100 marks is executed by means of an examination. The Question paper for the course contains two parts, Part – A and Part – B. Part – A consists of objective type questions for 20 marks covering the complete syllabus. Part – B consists of five main questions, one from each unit for 16 marks adding up to 80 marks. Each main question may have sub questions. The question from Units I, IV and V have no internal choice. Units II and III have internal choice in which both questions cover entire unit having same complexity in terms of COs and Bloom's taxonomy level.

CO-PO Mapping												
CO/PO	PO1	PO2	PO3	PO4	PO5	PO6	PO7	PO8	PO9	PO10	PO11	PO12
CO1	2	-	3	2	2	-	-	-	1	-	-	1
CO2	-	2	-	-	-	-	-	-	-	1	-	1
CO3	2	-	-	2	2	-	-	1	-	-	-	-
CO4												

High-3: Medium-2: Low-1

Semester: V					
MANAGEMENT INFORMATION SYSTEMS (GROUP B: GLOBAL ELECTIVE) (Theory)					
Course Code	:	18G5B10		CIE	: 100 Marks
Credits: L:T:P	:	3:0:0		SEE	: 100 Marks
Total Hours	:	39L		SEE Duration	: 3.00 Hours
Course Learning Objectives: The students will be able to					
1	To understand the basic principles and working of information technology.				
2	Describe the role of information technology and information systems in business.				
3	To contrast and compare how internet and other information technologies support business processes.				
4	To give an overall perspective of the importance of application of internet technologies in business administration.				

Unit-I		08 Hrs
Information systems in Global Business Today: The role of information systems in business today, Perspectives on information systems, Contemporary approaches to information systems, Hands-on MIS projects. Global E-Business and Collaboration: Business process and information systems, Types of business information systems, Systems for collaboration and team work, The information systems function in business. A Case study on E business.		
Unit – II		08 Hrs
Information Systems, Organizations and Strategy: Organizations and information systems, How information systems impact organization and business firms, Using information systems to gain competitive advantage, management issues, Ethical and Social issues in Information Systems: Understanding ethical and Social issues related to Information Systems, Ethics in an information society, The moral dimensions of information society. A Case study on business planning.		
Unit –III		08 Hrs
IT Infrastructure and Emerging Technologies: IT infrastructure, Infrastructure components, Contemporary hardware platform trends, Contemporary software platform trends, Management issues. Securing Information Systems: System vulnerability and abuse, Business value of security and control, Establishing framework for security and control, Technology and tools for protecting information resources. A case study on cybercrime.		
Unit –IV		08 Hrs
Achieving Operational Excellence and Customer Intimacy: Enterprise systems, Supply chain management (SCM) systems, Customer relationship management (CRM) systems, Enterprise application. E-commerce: Digital Markets Digital Goods: E-commerce and the internet, E-commerce-business and technology, The mobile digital platform and mobile E-commerce, Building and E-commerce web site. A Case study on ERP.		
Unit –V		07 Hrs
Managing Knowledge: The knowledge management landscape, Enterprise-wide knowledge management system, Knowledge work systems, Intelligent techniques. Enhancing Decision Making: Decision making and information systems, Business intelligence in the enterprise. Business intelligence constituencies. Building Information Systems: Systems as planned organizational change, Overview of systems development.		

Course Outcomes: After completing the course, the students will be able to	
CO1:	Understand and apply the fundamental concepts of information systems.
CO2:	Develop the knowledge about management of information systems.
CO3:	Interpret and recommend the use information technology to solve business problems.
CO4:	Apply a framework and process for aligning organization’s IT objectives with business strategy.

Reference Books	
1	Kenneth C. Laudon and Jane P. Laudon: Management Information System, Managing the Digital Firm, Pearson Education, 14 th Global edition, 2016, ISBN:9781292094007.
2	James A. O’ Brien, George M. Marakas: Management Information Systems, Global McGraw Hill, 10 th Edition, 2011, ISBN: 978-0072823110.
3	Steven Alter: Information Systems, The Foundation of E-Business, Pearson Education, 4 th Edition, 2002, ISBN:978-0130617736.
4	W.S. Jawadekar: Management Information Systems, Tata McGraw Hill, 2006, ISBN: 9780070616349.

Continuous Internal Evaluation (CIE); Theory (100 Marks)

CIE is executed by the way of Tests (T), Quizzes (Q,) and Experiential Learning (EL). Three tests are conducted for 50 marks each and the sum of the marks scored from three tests is reduced to 50. Minimum of three quizzes are conducted and each quiz is evaluated for 10 marks adding up to 30 marks. All quizzes are conducted online. Faculty may adopt innovative methods for conducting quizzes effectively. The number of quizzes may be more than three also. The marks component for experiential learning is 20.

Total CIE is 50 (T) +30 (Q) +20 (EL) = 100 Marks.

Semester End Evaluation (SEE); Theory (100 Marks)

SEE for 100 marks is executed by means of an examination. The Question paper for the course contains two parts, Part – A and Part – B. Part – A consists of objective type questions for 20 marks covering the complete syllabus. Part – B consists of five main questions, one from each unit for 16 marks adding up to 80 marks. Each main question may have sub questions. The question from Units I, IV and V have no internal choice. Units II and III have internal choice in which both questions cover entire unit having same complexity in terms of COs and Bloom’s taxonomy level.

CO-PO Mapping												
CO/PO	PO1	PO2	PO3	PO4	PO5	PO6	PO7	PO8	PO9	PO10	PO11	PO12
CO1	3	2	-	-	-	-	-	-	-	1	-	1
CO2	3	3	-	-	-	-	-	-	-	1	-	1
CO3	3	3	1	-	2	-	-	-	-	1	-	1
CO4	3	3	2	1	2	-	-	-	-	1	-	1

High-3: Medium-2: Low-1

V Semester						
AUTOMOTIVE MECHATRONICS (GROUP B: GLOBAL ELECTIVE) (Theory)						
Course Code	:	18G5B11		CIE	:	100 Marks
Credits: L:T:P	:	3:0:0		SEE	:	100 Marks
Total Hours	:	39 L		SEE Duration	:	3.00 Hours
Course Learning Objectives: The students will be able to						
1	Identify various Mechatronics systems of a modern automobile					
2	Describe how the proper quantity/grade of fuel affects engine performance.					
3	Understand Bharat-VI / EURO-VI emission norms					
4	Apply the knowledge of engineering and science to analyse the performance of Mechatronics system					
5	Analyse vehicle sub-systems comprising of sensors and actuators					

Unit-I		06 Hrs
Automobile Engines		
Classifications of Internal Combustion Engines. Engine nomenclature and mechanics. Mixture formation and direct fuel injection – homogeneous and stratified injection. Thermodynamic principles of Otto and Diesel cycle. Operation, characteristics and energy yield in a 4-stroke engine. Fuels: Gasoline, Diesel, LPG and Natural Gas for automotive applications. Fuel properties- Octane number and Cetane number.		
Unit-II		10 Hrs
Engine Auxiliary Systems:		
Air Intake and Exhaust System (Bharat Stage –VI norms) - Intake manifold, Turbocharger, Intercooler, Exhaust manifold, 3-way and oxidation catalytic convertor, Exhaust Gas Recirculation system.		
Common Rail Fuel Injection system- Low pressure and high-pressure fuel systems, Return line, Quantity control valve, Injectors – solenoid and piezo injectors.		
Unit-III		10 Hrs
Vehicular Auxiliary Systems:		
Vehicle frame and body classification- Hatchback, Sedan, SUV, Coupe, Roadster. Adaptive Brakes - Disc and drum brakes, Antilock Braking Systems, ESP, TCS. Wheels and Tyres- Toe-In, Toe-Out, Caster and Camber angle. Classification of tyres, Radial, Tubeless.		
Supplemental Restraint System: Active and passive safety, Vehicle structure, Gas generator and air bags, Belt Tensioner, Acceleration sensor, Rollover sensor, Seat occupancy recognition.		
Unit-IV		07 Hrs
Principles of motor vehicle electronics – Basic structure of control units, Functions of control units and On-Board Diagnostic kit.		
Telematics in vehicles – Radio Transmission, Interference and signal processing. Lubrication and cooling system- Components, working principle, Properties, Viscosity.		
Unit-V		06 Hrs
Sensors: Oxygen sensors, Crankshaft Angular Position Sensor, Manifold Absolute Pressure Sensor, Coolant Temperature Sensor, Hot Film Mass Air flow Sensor, Throttle Position Sensor.		

Course Outcomes: After completing the course, the students will be able to	
CO1:	Describe the functions of Mechatronic systems in a modern automobile
CO2:	Evaluate the performance of an engine by its parameters
CO3:	Analyse the automotive exhaust pollutants as per emission norms
CO4:	Demonstrate communication of control modules using a On-Board Diagnostic kit

Reference Books	
1.	Automotive Technology – A systems approach, Jack Erjavec, 5th Edition, Delamr Cengage Learning, ISBN-13: 978-1428311497
2.	Automotive Engineering Fundamentals, Richard Stone and Jeffrey K. Ball, 2004, SAE International, ISBN: 0768009871
3.	Bosch Automotive Handbook, Robert Bosch, 9 th Edition, 2004, ISBN: 9780768081527
4.	Understanding Automotive Electronics, William B Ribbens, 5 th Edition, Butterworth–Heinemann, ISBN 0-7506-7008-8

Continuous Internal Evaluation (CIE); Theory (100 Marks)

CIE is executed by way of quizzes (Q), tests (T) and Experiential Learning (EL). A minimum of three quizzes are conducted and each quiz is evaluated for 10 marks adding up to 30 marks. All quizzes are conducted online. Faculty may adopt innovative methods for conducting quizzes effectively. The number of quizzes may be more than three also. The three tests are conducted for 50 marks each and the sum of the marks scored from three tests is reduced to 50. The marks component for experiential learning is 20.

Total CIE is 30 (Q) + 50 (T) + 20 (EL) = 100 Marks.

Semester End Evaluation (SEE); Theory (100 Marks)

SEE for 100 marks is executed by means of an examination. The Question paper for the course contains two parts, Part – A and Part – B. Part – A consists of objective type questions for 20 marks covering the complete syllabus. Part – B consists of five main questions, one from each unit for 16 marks adding up to 80 marks. Each main question may have sub questions. The question from Units I, IV and V have no internal choice. Units II and III have internal choice in which both questions cover entire unit having same complexity in terms of COs and Bloom’s taxonomy level.

CO-PO Mapping												
CO/PO	PO1	PO2	PO3	PO4	PO5	PO6	PO7	PO8	PO9	PO10	PO11	PO12
CO1	-	2	1	2	1	-	-	1	2	3	-	-
CO2	2	1	2	1	3	-	-	2	2	3	-	-
CO3	1	2	2	1	2	-	-	2	2	3	-	-
CO4	1	2	2	1	2	-	-	2	2	1	-	1

High-3: Medium-2: Low-1

Semester: V					
TELECOMMUNICATION SYSTEMS					
(GROUP B: GLOBAL ELECTIVE)					
(Theory)					
Course Code	:	18G5B12	CIE	:	100 Marks
Credits: L:T:P	:	3:0:0	SEE	:	100 Marks
Total Hours	:	39L	SEE Duration	:	3.00 Hours
Course Learning Objectives: The students will be able to					
1	Represent schematic of communication system and identify its components.				
2	Classify satellite orbits and sub-systems for communication.				
3	Analyze different telecommunication services, systems and principles.				
4	Explain the role of optical communication system and its components.				
5	Describe the features of wireless technologies and standards				

UNIT-I		06 Hrs
Introduction to Electronic Communication: The Significance of Human Communication, Communication Systems, Types of Electronic Communication, Modulation and Multiplexing, Electromagnetic Spectrum, Bandwidth, A Survey of Communication Applications.		
The Fundamentals of Electronics: Gain, Attenuation, and Decibels.		
Radio Receivers: Super heterodyne receiver.		
UNIT-II		10 Hrs
Modulation Schemes: Analog Modulation: AM, FM and PM- brief review.		
Digital Modulation: PCM, Line Codes, ASK, FSK, PSK.		
Wideband Modulation: Spread spectrum, FHSS, DSSS.		
Multiple Access: FDMA, TDMA, CDMA.		
UNIT-III		09 Hrs
Satellite Communication: Satellite Orbits, Satellite Communication Systems, Satellite Subsystems, Ground Stations, Satellite Applications, Global Positioning System.		
UNIT-IV		07 Hrs
Optical Communication: Optical Principles, Optical Communication Systems, Fiber-Optic Cables, Optical Transmitters and Receivers, Wavelength-Division Multiplexing, Passive Optical Networks.		
UNIT-V		07 Hrs
Cell Phone Technologies: Cellular concepts, Frequency allocation, Frequency reuse, Internet Telephony, The Advanced Mobile Phone System [AMPS].		
Wireless Technologies: Wireless LAN, PANs and Bluetooth, ZigBee and Mesh Wireless Networks.		

Course Outcomes: After completing the course, the students will be able to	
CO1	Describe the basics of communication systems.
CO2	Analyze the importance of modulation and multiple access schemes for communication systems.
CO3	Analyze the operational concept of cell phone and other wireless technologies.
CO4	Justify the use of different components and sub-system in advanced communication systems.

Reference Books	
1	Principles of Electronic Communication Systems, Louis E. Frenzel, 4 th Edition, 2016, Tata McGraw Hill, ISBN: 978-0-07-337385-0.
2	Electronic Communication Systems, George Kennedy, 3 rd Edition, 2008, Tata McGraw Hill, ISBN: 0-02-800592-9.
3	Introduction to Telecommunications, Anu A. Gokhale, 2 nd Edition, 2008, Cengage Learning ISBN: 981-240-081-8.

Continuous Internal Evaluation (CIE); Theory (100 Marks)

CIE is executed by the way of Tests (T), Quizzes (Q,) and Experiential Learning (EL). Three tests are conducted for 50 marks each and the sum of the marks scored from three tests is reduced to 50. Minimum of three quizzes are conducted and each quiz is evaluated for 10 marks adding up to 30 marks. All quizzes are conducted online. Faculty may adopt innovative methods for conducting quizzes effectively. The number of quizzes may be more than three also. The marks component for experiential learning is 20.

Total CIE is 50 (T) +30 (Q) +20 (EL) = 100 Marks.

Semester End Evaluation (SEE); Theory (100 Marks)

SEE for 100 marks is executed by means of an examination. The Question paper for the course contains two parts, Part – A and Part – B. Part – A consists of objective type questions for 20 marks covering the complete syllabus. Part – B consists of five main questions, one from each unit for 16 marks adding up to 80 marks. Each main question may have sub questions. The question from Units I, IV and V have no internal choice. Units II and III have internal choice in which both questions cover entire unit having same complexity in terms of COs and Bloom's taxonomy level.

CO-PO Mapping												
CO/PO	PO1	PO2	PO3	PO4	PO5	PO6	PO7	PO8	PO9	PO10	PO11	PO12
CO1	1	1	-	1	1	-	-	-	1	-	-	-
CO2	2	1	-	1	1	-	-	-	1	-	-	-
CO3	2	1	-	1	1	-	-	-	2	-	-	-
CO4	1	1	-	1	1	1	-	-	1	-	-	-

High-3: Medium-2: Low-1

Semester: V						
QUANTUM MECHANICS OF HETERO/NANO STRUCTURES						
(GROUP B: GLOBAL ELECTIVE)						
(Theory)						
Course Code	:	18G5B13		CIE	:	100 Marks
Credits: L:T:P	:	3:0:0		SEE	:	100 Marks
Total Hours	:	39L		SEE Duration	:	3.00 Hours
Course Learning Objectives: The students will be able to						
1	Understand the role of Quantum mechanics in physical processes as we reduce dimensions.					
2	Explain the design and performance of low dimensional semiconductors and their modelling.					
3	Understand the differences observed in transport properties of low dimensional materials.					
4	Apply the role of heterostructures in devices					
5	Acquire the knowledge to design and develop smart devices and sensors that runs on the quantum technology.					

Unit-I		08 Hrs
Review of Quantum Mechanics and Solid state Physics:		
Wave particle duality, Heisenberg's Uncertainty Principle, group velocity, Time independent and dependent Schrodinger Equation and its application, Perturbation theory, Fermi's Golden Rule. Free electron and Fermi gas model of solids, Density of states and its dependence on dimensionality, Bloch theorem in periodic structures, Dynamics of electrons and holes in bands, Effective mass, distinct regimes of conduction and the important parameters characterising it.		
Unit – II		08 Hrs
Basics of semiconductors and lower dimensions:		
Intrinsic and extrinsic semiconductors, electron and hole concentration. Mobility, Energy Diffusion, Continuity equations. Carrier life-times and Diffusion length. Degenerate semiconductors. Optical processes of semi-conductors, inter-band and intra-band process. Quantum wells of nanostructures of different geometries-Square, Parabolic, Triangular and their solutions, Quantum Dots, wires and wells (From 0-Dim to 3 Dim). Strained Layers and its effect on bands. Band structure/energy levels in Quantum Wells and Excitonic effects in them.		
Unit –III		08 Hrs
Quantum Nano structures and Quantum Transport:		
Architecture and working of n-channel MOSFET, metal – semiconductor contact(interface) in details, Homo-junction, Hetero-junction, Hetero-structures. Modulation and strain doped Quantum Wells. Super Lattice: Kronig Penney Model of a super-lattice, Tight Binding Approximation of a super lattice. The genesis of Quantum Transport: Parallel transport : scattering mechanism, experimental data(focus will be on GaAs), hot electrons. Perpendicular transport: Resonant tunneling. Electric field effect in super lattices: Stark effect.		
Unit –IV		08 Hrs
Transport in Nano-structures in electric and magnetic fields:		
Quantized conductance: Landauer Buttiker transmission formalism, Application of formalism to explain quantized conductance of devices like quantum point contacts. Aharonov-Bohm effect in gold rings and other systems. Violation of Kirchhoff's circuit laws for quantum conductors. Coulomb Blockade. Density of States of a 2D system in a magnetic field. Landau quantization of electrons in a magnetic field. Shubnikov-de Haas effect. Quantum Hall Effect-integer and quantum.		
Unit –V		07 Hrs
Applications in Opto-electronics and Spintronics:		
Lasers and photodetectors on quantum wells and quantum dots, High-mobility transistors, Ballistic-		

transport devices, Single-electron transistors, Optical properties of Quantum Wells and Superlattices, Quantum Dots and Nano crystals. Quantum confined Stark effect, Stark ladders, Bloch oscillations. Spintronics, transport of spin, spin valve, Giant Maneto-resistance, Spin Injection (Johnson-Silsbee experiments).

Course Outcomes: After completing the course, the students will be able to

CO1:	After successful completion of the course the student will be able to identify the different domains of application of the concepts of Quantum mechanics in Nano structures, super-lattices and Photonics.
CO2:	The student will gain knowledge to understand the crucial physics layers and principles that are at the core of nano and meso technology.
CO3:	The student will be able to apply the concepts to solve problems (quantitative and qualitative)
CO4:	The student can apply the concepts in an interdisciplinary manner and can create new ideas and products related to appliances and sensors, that use the said concepts.

Reference Books

1	The Physics of Low Dimensional Semiconductors an introduction, John H Davies, xxx Edition, 1998, Cambridge University Press, ISBN: 0-521-48491-X (pbk).
2	Introduction to Quantum Mechanics, David J Griffiths & Darrell F. Schroeter, 3 rd Edition, 2018, Cambridge University Press, ISBN: 978-1107189638
3	Nanotechnology for Microelectronics and Optoelectronics, J.M. Martinez-Duert, R.J. Martin Palma and F. Agullo-Rueda, 1 st Edition, 2006, Elsevier Press, ISBN: 9780080456959
4	Electronic Transport in Mesoscopic Systems, Supriyo Datta, 1 st Edition, 1997, Cambridge University Press ISBN: 9780521599436
5	Semiconductor Optoelectronic devices, Pallab Bhattacharya, 2 nd Edition, 1996, Prentice Hall of India, ISBN: 978-0134956565
6	Semiconductor Devices, Physics and Technology, S. M. Sze, 2 nd Edition, 2008, Wiley Student Edition, ISBN: 978-8126516810

Continuous Internal Evaluation (CIE); Theory (100 Marks)

CIE is executed by way of quizzes (Q), tests (T) and Experiential Learning (EL). A minimum of three quizzes are conducted and each quiz is evaluated for 10 marks adding up to 30 marks. All quizzes are conducted online. Faculty may adopt innovative methods for conducting quizzes effectively. The number of quizzes may be more than three also. The three tests are conducted for 50 marks each and the sum of the marks scored from three tests is reduced to 50. The marks component for experiential learning is 20.

Total CIE is 30(Q) +50(T) +20(EL) =100 Marks.

Semester End Evaluation (SEE); Theory (100 Marks)

SEE for 100 marks is executed by means of an examination. The Question paper for the course contains two parts, Part – A and Part – B. Part – A consists of objective type questions for 20 marks covering the complete syllabus. Part – B consists of five main questions, one from each unit for 16 marks adding up to 80 marks. Each main question may have sub questions. The question from Units I, IV and V have no internal choice. Units II and III have internal choice in which both questions cover entire unit having same complexity in terms of COs and Bloom's taxonomy level.

CO-PO Mapping												
CO/PO	PO1	PO2	PO3	PO4	PO5	PO6	PO7	PO8	PO9	PO10	PO11	PO12
CO1	3	3	3	2	1	3	2	2	-	-	-	1
CO2	3	3	3	2	1	2	1	1	-	-	-	1
CO3	3	3	3	2	1	1	1	1	-	-	-	1
CO4	1	2	1	2	1	2	2	1	2	2	-	1

High-3: Medium-2: Low-1

Semester: V						
THIN FILMS AND NANOTECHNOLOGY						
(GROUP B: GLOBAL ELECTIVE)						
(Theory)						
Course Code	:	18G5B14		CIE	:	100 Marks
Credits: L:T:P	:	3:0:0		SEE	:	100 Marks
Total Hours	:	39L		SEE Duration	:	3.00 Hours
Course Learning Objectives: The students will be able to						
1	Understand the basics of thin films structure and property.					
2	Acquire the knowledge of thin film preparation by various techniques and their characterization methods.					
3	Apply the knowledge to select the most potential methods to produce thin films for wanted applications.					
4	Asses typical thin film applications.					

Unit-I		08 Hrs
Nanostructures and Nanomaterials:		
Types of nanostructures and properties of nanomaterials: Introduction, Three dimensional, Two dimensional, One dimensional, Zero-dimensional nano-structured materials. Carbon Nano Tubes (CNT), Quantum Dots, shell structures, Multilayer thin films and super lattice clusters. Synthesis through Sol gel and Spray Pyrolysis. Mechanical-physical-chemical properties. Current trends and challenges of nanoscience and nanotechnology.		
Unit – II		08 Hrs
Thin Film Preparation Methods:		
Vacuum technology- Basics of Vacuum pumps and vacuum measurements, Physical Vapour Deposition (PVD) Techniques: Evaporation - Thermal evaporation, Electron beam evaporation, and Cathode arc deposition. Sputtering: DC sputtering, RF Sputtering, Magnetron sputtering, and Ion beam sputtering.		
Unit –III		08 Hrs
Surface Preparation and Growth of Thin Films:		
Nucleation – theoretical and experimental aspects. Surface preparation & Engineering for Thin film growth: Cleaning, Modification, Masking & Patterning, Base Coats and Top Coats. Thin Film growth: Sequence of thin film growth, Defects and impurities, Effect of Deposition Parameters on film growth. Properties of Thin Films: Adhesion, Thickness, Surface, Physical, Chemical and Mechanical.		
Unit –IV		08 Hrs
Characterization of Thin Film Properties:		
Film thickness measurement: Quartz crystal thickness monitor and Stylus Profiler methods. Surface morphology and topography by SEM, AFM. Film composition by X-ray Photoelectron Spectroscopy; Electrical characterization by Hall effect measurement, Four probe analyzer. Optical characterization – Ellipsometry, Raman Spectroscopy. Dielectric and Mechanical properties characterization.		
Unit –V		07 Hrs
Thin Film Applications:		
Band gap Engineering through thin films for electrical and optical applications. Thin Film for energy applications - coating on solar cells, fuel cells, batteries and super capacitors. Thin film thermo electric materials for thermal sensor applications. Thin film coating as protective coating for optical surfaces and as anti-reflection. Thin Film drug delivery and antibacterial surfaces - opportunities and challenges		

Course Outcomes: After completing the course, the students will be able to	
CO1:	Understand the basic mechanism of surface modification and thin film growth.
CO2:	Attain strong hold on thin film preparation by various techniques and their characterization methods.
CO3:	Apply the knowledge to select the most potential methods to produce thin films for wanted applications.
CO4:	Detailed knowledge of thin film selection for various applications.

Reference Books	
1	Thin Film Phenomenon, K.L.Chopra, 1 st edition, 1969, McGraw-Hill ISBN-13: 978-0070107991.
2	Materials Science of Thin Films, Milton Ohring, 2 nd Edition, Academic Press, 2002, ISBN 978-0-12-524975-1
3	Thin-Film Deposition: Principles and Practice, Donald Smith, 1 st edition, 1994, McGraw-Hill College, ISBN-13: 978-0071139137.
4	Handbook of Thin-Film Technology, Hartmut Frey, Hamid R Khan Editors, 1 st edition, 2015, Springer, ISBN 978-3-642-05429-7.
5	Nanostructures and Thin Films for Multifunctional Applications Technology, Properties and Devices, Ion Tiginyanu, Pavel Topala, Veaceslav Ursaki, 1 st edition, 2016, Springer, ISBN 978-3-319-30197-6.

Continuous Internal Evaluation (CIE); Theory (100 Marks)

CIE is executed by way of quizzes (Q), tests (T) and Experiential Learning (EL). A minimum of three quizzes are conducted and each quiz is evaluated for 10 marks adding up to 30 marks. All quizzes are conducted online. Faculty may adopt innovative methods for conducting quizzes effectively. The number of quizzes may be more than three also. The three tests are conducted for 50 marks each and the sum of the marks scored from three tests is reduced to 50. The marks component for experiential learning is 20.

Total CIE is 30(Q) +50(T) +20(EL) =100 Marks.

Semester End Evaluation (SEE); Theory (100 Marks)

SEE for 100 marks is executed by means of an examination. The Question paper for the course contains two parts, Part – A and Part – B. Part – A consists of objective type questions for 20 marks covering the complete syllabus. Part – B consists of five main questions, one from each unit for 16 marks adding up to 80 marks. Each main question may have sub questions. The question from Units I, IV and V have no internal choice. Units II and III have internal choice in which both questions cover entire unit having same complexity in terms of COs and Bloom's taxonomy level.

CO-PO Mapping												
CO/PO	PO1	PO2	PO3	PO4	PO5	PO6	PO7	PO8	PO9	PO10	PO11	PO12
CO1	2	2	1	-	-	-	-	-	-	-	-	2
CO2	3	2	2	2	-	-	-	-	-	-	-	2
CO3	2	3	3	2	-	1	1	1	-	-	-	2
CO4	2	3	3	2	1	2	2	2	2	2	-	2

High-3: Medium-2: Low-1

Semester: V						
ADVANCES IN CORROSION SCIENCE AND TECHNOLOGY						
(GROUP B: GLOBAL ELECTIVE)						
(Theory)						
Course Code	:	18G5B15		CIE	:	100 Marks
Credits: L:T:P	:	3:0:0		SEE	:	100 Marks
Total Hours	:	39L		SEE Duration	:	3.00 Hours
Course Learning Objectives: The students will be able to						
1	Understand the fundamental & socio, economic aspects of corrosion.					
2	Identify practices for the prevention and remediation of corrosion.					
3	Analyzing methodologies for predicting corrosion tendencies.					
4	Evaluate various corrosion situations and implement suitable corrosion control measures.					
Unit-I						08 Hrs
Introduction to corrosion and its effect						
Introduction: The direct and indirect effects of corrosion, economic losses, Indirect losses -Shutdown, contamination, loss of product, loss of efficiency, environmental damage, Importance of corrosion prevention in various industries, corrosion auditing in industries, corrosion map of India.						
Corrosion issues in specific industries-power generation, chemical processing industries, oil and gas Industries, pulp and paper plants, corrosion effect in electronic industry.						
Unit – II						08 Hrs
Types of Electrochemical corrosion						
Introduction: Galvanic series, Pilling-Bedworth ratio, Types: Galvanic corrosion, crevice corrosion, pitting corrosion, intergranular corrosion, erosion corrosion, stress corrosion, season cracking, hydrogen embrittlement, high temperature corrosion, bacterial corrosion, corrosion in polymer (plastic) materials.						
Crevice corrosion-mechanism of differential aeration corrosion, mixed potential theory for understanding common corrosion of metals and alloys.						
Unit –III						07 Hrs
Corrosion in different engineering materials						
Concrete structures, duplex, super duplex stainless steels, ceramics, composites.						
Corrosion in Specific Materials: Corrosion of Iron, Nickel, Aluminium, Titanium and Super alloys.						
Thermodynamics of Corrosion: Pourbaix diagram and its importance in metal corrosion and its calculation for Al, Cu, Ni and Fe.						
Unit –IV						07 Hrs
Advances in Corrosion Control						
Principles of corrosion prevention, material selection, design considerations, control of environment-decrease in velocity, passivity, removal oxidizer, Inhibitors and passivators, coatings- organic, electroplating of Copper, Nickel and Chromium, physical vapor deposition-sputtering, Electroless plating of Nickel.						
Unit –V						09 Hrs
Corrosion Testing						
Physio-chemical methods: Specimens, environment, evaluation of corrosion damage, Accelerated laboratory tests-salts spray, service tests.						
Electrochemical methods: Electrode potential measurements, polarization measurements. Stern-Geary equation, Impedance measurements, Accelerated tests. Advantages and limitations of corrosion testing methods.						

Course Outcomes: After completing the course, the students will be able to	
CO1:	Understand the causes and mechanism of various types of corrosion
CO2:	Identify, analyze and interpret corrosion with respect to practical situations.
CO3:	Apply the knowledge of chemistry in solving issues related to corrosion.
CO4:	Develop practical solutions for problems related to corrosion.

Reference Books	
1	Corrosion Engineering, M.G, Fontana, 3 rd Edition, 2005, Tata McGraw Hill, ISBN: 978-0070214637.
2	Principles and Prevention of Corrosion, D. A Jones, 2 nd Edition, 1996, Prentice Hall, ISBN: 978-0133599930.
3	Design and corrosion prevention, Pludek, 1978, McMillan, ISBN: 978-1349027897
4	Introduction to metal corrosion, Raj Narain, 1983, Oxford & IBH, ISBN: 8120402995.

Continuous Internal Evaluation (CIE); Theory (100 Marks)

CIE is executed by the way of Tests (T), Quizzes (Q,) and Experiential Learning (EL). Three tests are conducted for 50 marks each and the sum of the marks scored from three tests is reduced to 50. Minimum of three quizzes are conducted and each quiz is evaluated for 10 marks adding up to 30 marks. All quizzes are conducted online. Faculty may adopt innovative methods for conducting quizzes effectively. The number of quizzes may be more than three also. The marks component for experiential learning is 20.

Total CIE is 50 (T) +30 (Q) +20 (EL) = 100 Marks.

Semester End Evaluation (SEE); Theory (100 Marks)

SEE for 100 marks is executed by means of an examination. The Question paper for the course contains two parts, Part – A and Part – B. Part – A consists of objective type questions for 20 marks covering the complete syllabus. Part – B consists of five main questions, one from each unit for 16 marks adding up to 80 marks. Each main question may have sub questions. The question from Units I, IV and V have no internal choice. Units II and III have internal choice in which both questions cover entire unit having same complexity in terms of COs and Bloom's taxonomy level.

CO-PO Mapping												
CO/PO	PO1	PO2	PO3	PO4	PO5	PO6	PO7	PO8	PO9	PO10	PO11	PO12
CO1	3	2	-	-	-	-	-	-	-	1	-	1
CO2	3	2	2	1	-	-	-	-	-	1	-	1
CO3	3	3	2	2	2	-	-	-	-	1	-	1
CO4	3	3	3	3	2	-	-	-	-	1	-	1

High-3: Medium-2: Low-1

Semester: V						
COMPUTATIONAL ADVANCED NUMERICAL METHODS						
(GROUP B: GLOBAL ELECTIVE)						
(Theory)						
Course Code	:	18G5B16		CIE	:	100 Marks
Credits: L:T:P	:	3:0:0		SEE	:	100 Marks
Total Hours	:	39L		SEE Duration	:	3.00 Hours
Course Learning Objectives: The students will be able to						
1	Gain adequate exposure to learn alternative methods to solve algebraic and transcendental equations using suitable numerical techniques.					
2	Use the concepts of interpolation techniques arising in various fields.					
3	Solve initial value and boundary value problems which have great significance in engineering practice.					
4	Apply the concepts of eigen value and eigen vector to obtain the critical values of various physical phenomena.					
5	Demonstrate elementary programming language, implementation of algorithms and computer programs to solve mathematical problems.					

Unit-I		07 Hrs
Algebraic and Transcendental Equations:		
Roots of equations in engineering practice - Fixed point iterative method, Aitken process, Muller method, Chebyshev method. Simulation using MATLAB.		
Unit – II		07 Hrs
Interpolation:		
Introduction to finite differences, Finite differences of a polynomial, Divided differences, Newton's divided difference interpolation formula, Hermite interpolation, Spline interpolation - linear, quadratic and cubic spline interpolation. Simulation using MATLAB.		
Unit –III		08 Hrs
Differential Equations I:		
Runge-Kutta and Runge-Kutta-Felhberg methods to solve differential equations, Boundary value problems (BVPs) - Rayleigh-Ritz method, Shooting method, Differential transform method to solve differential equations. Simulation using MATLAB.		
Unit –IV		08 Hrs
Differential Equations II:		
Solution of second order initial value problems - Runge-Kutta method, Milne method, Cubic spline method, Finite difference method for ordinary linear, Nonlinear differential equations, Simulation using MATLAB.		
Unit –V		09 Hrs
Eigen Value Problems:		
Eigen values and Eigen vectors, Power method, Inverse Power method, Bounds on Eigen values, Gershgorin circle theorem, Jacobi method for symmetric matrices, Given's method. Simulation using MATLAB.		

Course Outcomes: After completing the course, the students will be able to	
CO1:	Identify and interpret the fundamental aspects of different Mathematical concepts and corresponding computational techniques.
CO2:	Apply the knowledge and skills of computational techniques to solve different types of application problems.
CO3:	Analyze the physical problem and use appropriate method to solve numerically using computational techniques.
CO4:	Distinguish the overall mathematical knowledge gained to demonstrate and analyze the problems arising in engineering practice.

Reference Books	
1	Numerical methods for scientific and engineering computation, M. K. Jain, S. R. K. Iyengar and R. K. Jain, 6 th Edition, 2012, New Age International Publishers, ISBN-13: 978-81-224-2001-2.
2	Numerical Analysis, Richard L. Burden and J. Douglas Faires, 9 th Edition, 2012, Cengage Learning, ISBN-13: 978-81-315-1654-6.
3	Introductory Methods of Numerical Analysis, S. S. Sastry, 4 th Edition, 2011, PHI Learning Private Ltd., ISBN: 978-81-203-2761-0.
4	Numerical Methods for Engineers, Steven C. Chapra, Raymond P. Canale, 5 th Edition, 2011, Tata Mcgraw Hill, ISBN-10: 0-07-063416-5.

Continuous Internal Evaluation (CIE); Theory (100 Marks)

CIE is executed by the way of Tests (T), Quizzes (Q,) and Experiential Learning (EL). Three tests are conducted for 50 marks each and the sum of the marks scored from three tests is reduced to 50. Minimum of three quizzes are conducted and each quiz is evaluated for 10 marks adding up to 30 marks. All quizzes are conducted online. Faculty may adopt innovative methods for conducting quizzes effectively. The number of quizzes may be more than three also. The marks component for experiential learning is 20.

Total CIE is 50 (T) +30 (Q) +20 (EL) = 100 Marks.

Semester End Evaluation (SEE); Theory (100 Marks)

SEE for 100 marks is executed by means of an examination. The Question paper for the course contains two parts, Part – A and Part – B. Part – A consists of objective type questions for 20 marks covering the complete syllabus. Part – B consists of five main questions, one from each unit for 16 marks adding up to 80 marks. Each main question may have sub questions. The question from Units I, IV and V have no internal choice. Units II and III have internal choice in which both questions cover entire unit having same complexity in terms of COs and Bloom's taxonomy level.

CO-PO Mapping												
CO/PO	PO1	PO2	PO3	PO4	PO5	PO6	PO7	PO8	PO9	PO10	PO11	PO12
CO1	3	2	-	1	-	-	-	-	-	-	-	2
CO2	3	2	1	-	-	-	-	-	-	-	-	2
CO3	2	3	2	2	-	-	-	-	-	-	-	1
CO4	3	3	1	2	1	-	-	-	-	-	-	3

High-3: Medium-2: Low-1

Semester: V						
MATHEMATICS FOR MACHINE LEARNING (GROUP B: GLOBAL ELECTIVE) (Theory)						
Course Code	:	18G5B17		CIE	:	100 Marks
Credits: L:T:P	:	3:0:0		SEE	:	100 Marks
Total Hours	:	39L		SEE Duration	:	3.00 Hours
Course Learning Objectives: The students will be able to						
1	Understand the basic knowledge on the fundamental concepts of linear algebra that form the foundation of machine intelligence.					
2	Acquire practical knowledge of vector calculus and optimization to understand the machine learning algorithms or techniques.					
3	Use the concepts of probability and distributions to analyze possible applications of machine learning.					
4	Apply the concepts of regression and estimation to solve problems of machine learning.					
5	Analyze the appropriate mathematical techniques for classification and optimization of decision problems.					

Unit-I		07 Hrs
Linear Algebra: Review of Vector Spaces-Linear Independence, Basis, Rank and Linear Mappings. Affine Spaces, Inner Products, Lengths and Distances, Angles and Orthogonality, Orthonormal Basis, Orthogonal Complement, Inner Product of Functions, Orthogonal Projections, Rotations, Singular Value Decomposition.		
Unit – II		07 Hrs
Vector Calculus and Continuous Optimization: Gradients of Vector-Valued Functions, Gradients of Matrices, Identities for Computing Gradients, Backpropagation and Automatic Differentiation, Linearization and Multivariate Taylor Series, Optimization Using Gradient Descent, Constrained Optimization and Lagrange Multipliers and Convex Optimization.		
Unit –III		08 Hrs
Probability and Distributions: Construction of a Probability Space, Discrete and Continuous Probabilities, Sum Rule, Product Rule and Bayes' Theorem, Gaussian Distribution, Conjugacy and the Exponential Family, Change of Variables - Inverse Transform.		
Unit –IV		08 Hrs
Linear Regression: Problem Formulation, Parameter Estimation, Bayesian Linear Regression, Maximum Likelihood as Orthogonal Projection. Density Estimation with Gaussian Mixture Models: Gaussian Mixture Model, Parameter Learning via Maximum Likelihood, EM Algorithm, Latent-Variable Perspective.		
Unit –V		09 Hrs
Dimensionality Reduction with Principal Component Analysis (PCA): Problem Setting, Maximum Variance Perspective, Projection Perspective, Eigenvector Computation and Low-Rank Approximations, PCA in High Dimensions, Key Steps of PCA in Practice, Latent Variable Perspective. Classification with Support Vector Machines: Separating Hyperplanes, Primal Support Vector Machine, Dual Support Vector Machine, Kernels, Numerical Solution.		

Course Outcomes: After completing the course, the students will be able to	
CO1:	Explore the fundamental concepts of mathematics involved in machine learning techniques.
CO2:	Orient the basic concepts of mathematics towards machine learning approach.
CO3:	Apply the linear algebra and probability concepts to understand the development of different machine learning techniques.
CO4:	Analyze the mathematics concepts to develop different machine learning models to solve practical problems.

Reference Books	
1	Mathematics for Machine Learning, M. P. Deisenroth, A. A. Faisal and C. S. Ong, 1 st Edition, 2020, Cambridge University Press.
2	Linear Algebra and Learning from Data, Gilbert Strang, 1 st Edition, 2019, Wellesley Cambridge Press, ISBN: 0692196382, 9780692196380.
3	Introduction to Machine Learning, Ethem Alpaydin, 2 nd Edition, 2010, PHI Publication, ISBN-978-81-203-4160-9.
4	The Elements of Statistical Learning, Trevor Hastie, Robert Tibshirani and Jerome Friedman, 2 nd Edition, 2009, Springer, ISBN: 978-0-387-84857-0, 978-0-387-84858-7.

Continuous Internal Evaluation (CIE); Theory (100 Marks)

CIE is executed by the way of Tests (T), Quizzes (Q,) and Experiential Learning (EL). Three tests are conducted for 50 marks each and the sum of the marks scored from three tests is reduced to 50. Minimum of three quizzes are conducted and each quiz is evaluated for 10 marks adding up to 30 marks. All quizzes are conducted online. Faculty may adopt innovative methods for conducting quizzes effectively. The number of quizzes may be more than three also. The marks component for experiential learning is 20.

Total CIE is 50 (T) +30 (Q) +20 (EL) = 100 Marks.

Semester End Evaluation (SEE); Theory (100 Marks)

SEE for 100 marks is executed by means of an examination. The Question paper for the course contains two parts, Part – A and Part – B. Part – A consists of objective type questions for 20 marks covering the complete syllabus. Part – B consists of five main questions, one from each unit for 16 marks adding up to 80 marks. Each main question may have sub questions. The question from Units I, IV and V have no internal choice. Units II and III have internal choice in which both questions cover entire unit having same complexity in terms of COs and Bloom’s taxonomy level.

CO-PO Mapping												
CO/PO	PO1	PO2	PO3	PO4	PO5	PO6	PO7	PO8	PO9	PO10	PO11	PO12
CO1	3	2	-	1	-	-	-	-	-	-	-	2
CO2	3	2	1	-	-	-	-	-	-	-	-	2
CO3	2	3	2	2	-	-	-	-	-	-	-	1
CO4	3	3	1	2	1	-	-	-	-	-	-	3

High-3: Medium-2: Low-1

V Semester						
ENGINEERING ECONOMY						
(GROUP B: GLOBAL ELECTIVE)						
(Theory)						
Course Code	:	18G5B18		CIE	:	100 Marks
Course Code	:	18G5B02		SEE	:	100 Marks
Total Hours	:	39L		SEE Duration	:	03 Hours
Course Learning Objectives: Students are expected to						
1.	To inculcate an understanding of concept of money and its importance in the evaluation of projects.					
2.	Analyze the present worth of an asset.					
3.	Evaluate the alternatives based on the Equivalent Annual Worth.					
4.	Illustrate concept of money and its importance in evaluating the projects.					

Unit – I		07 Hrs
Introduction: Principles of Engineering Economy, Engineering Decision- Makers, Engineering and Economics, Problem solving and Decision making, Intuition and Analysis, Tactics and Strategy. Interest and Interest Factors: Interest rate, Simple interest, Compound interest, Cash- flow diagrams, Exercises and Discussion.		
Unit – II		07 Hrs
Present worth comparison : Conditions for present worth comparisons, Basic Present worth comparisons, Present worth equivalence, Net Present worth, Assets with unequal lives, infinite lives, Future worth comparison, Pay – back comparison, Exercises, Discussions and problems.		
Unit – III		07 Hrs
Equivalent annual worth comparisons: Equivalent Annual Worth Comparison methods, Situations for Equivalent Annual Worth Comparison Consideration of asset life, Comparison of assets with equal and unequal lives, Use of sinking fund method, Exercises, Problems. Rate of return calculations: Rate of return, Minimum acceptable rate of return, IRR, IRR misconceptions, Problems.		
Unit – IV		06 Hrs
Replacement Analysis: Replacement studies, replacement due to deterioration, obsolescence, inadequacy, economic life for cyclic replacements, Exercises, Problems. Break- Even Analysis: Basic concepts, Linear Break- Even analysis, Exercises, Problems.		
Unit – V		06 Hrs
Depreciation: Causes of Depreciation, Basic methods of computing depreciation charges, Exercises, Problems. Effects of inflation: Causes, consequences and control of inflation, inflation in economic analysis.		

Course Outcomes: After going through this course the student will be able to	
CO 1:	Explain the time value of money, and how to sketch the cash flow diagram
CO 2:	Compare the alternatives using different compound interest factors, Select a feasible alternative based on the analysis.
CO 3:	Formulate a given problem for decision making

CO 4:	Evaluate alternatives and develop capital budget for different scenarios
--------------	--

Reference Books:	
1.	Engineering Economy, Riggs J.L., 5 th Edition, Tata McGraw Hill, ISBN 0-07-058670-5
2.	Engineering Economics, R Panneerselvam, Eastern Economy Edition 2001, PHI, ISBN – 81-203-1743-2.
3.	Cost Accounting, Khan M Y, 2 nd Edition, 2000, Tata McGraw-Hill, ISBN 0070402248
4.	Mechanical Estimating & Costing, T.R.Banga, S.C.Sharma, 16 th Edition, 2011, Khanna Publishers, ISBN 8174091009

Continuous Internal Evaluation (CIE); Theory (100 Marks)

CIE is executed by the way of Tests (T), Quizzes (Q), and Experiential Learning (EL). Three tests are conducted for 50 marks each and the sum of the marks scored from three tests is reduced to 50. Minimum of three quizzes are conducted and each quiz is evaluated for 10 marks adding up to 30 marks. All quizzes are conducted online. Faculty may adopt innovative methods for conducting quizzes effectively. The number of quizzes may be more than three also. The marks component for experiential learning is 20.

Total CIE is 50 (T) +30 (Q) +20 (EL) = 100 Marks.

Semester End Evaluation (SEE); Theory (100 Marks)

SEE for 100 marks is executed by means of an examination. The Question paper for the course contains two parts, Part – A and Part – B. Part – A consists of objective type questions for 20 marks covering the complete syllabus. Part – B consists of five main questions, one from each unit for 16 marks adding up to 80 marks. Each main question may have sub questions. The question from Units I, IV and V have no internal choice. Units II and III have internal choice in which both questions cover entire unit having same complexity in terms of COs and Bloom’s taxonomy level.

CO-PO Mapping												
CO/PO	PO1	PO2	PO3	PO4	PO5	PO6	PO7	PO8	PO9	PO10	PO11	PO12
CO1	-	1	1	-	-	-	-	-	-	-	-	1
CO2	2	1	1	-	-	-	-	-	-	-	-	-
CO3	1	1	1	-	1	-	-	-	-	-	-	-
CO4	-	1	2	-	1	1	-	-	-	-	1	-

High-3: Medium-2: Low-1

VI Semester						
INTRODUCTION TO MANAGEMENT & ECONOMICS (THEORY)						
Course Code	:	18HEM51 / 61		CIE	:	100 Marks
Credits: L:T:P	:	3:0:0		SEE	:	100 Marks
Total Hours	:	39L		SEE Duration	:	3.00 Hours
Course Learning Objectives: The students will be able to						
1	Understand the evolution of management thought.					
2	Acquire knowledge of the functions of Management.					
3	Gain basic knowledge of essentials of Micro economics and Macroeconomics.					
4	Understand the concepts of macroeconomics relevant to different organizational contexts.					

Unit-I		07 Hrs
Introduction to Management: Management Functions, Roles & Skills, Management History – Classical Approach: Scientific Management & Administrative Theory, Quantitative Approach: Operations Research, Behavioral Approach: Hawthorne Studies, Contemporary Approach: Systems & Contingency Theory. Case studies		
Unit – II		09 Hrs
Foundations of Planning: Types of Goals & Plans, Approaches to Setting Goals & Plans, Strategic Management Process, Corporate & Competitive Strategies. Case studies		
Organizational Structure & Design: Overview of Designing Organizational Structure: Work Specialization, Departmentalization, Chain of Command, Span of Control, Centralization & Decentralization, Formalization, Mechanistic & Organic Structures. Case studies		
Unit –III		09 Hrs
Motivating Employees: Early Theories of Motivation: Maslow’s Hierarchy of Needs Theory, McGregor’s Theory X & Theory Y, Herzberg’s Two Factor Theory, Contemporary Theories of Motivation: Adam’s Equity & Vroom’s Expectancy Theory. Case studies		
Managers as Leaders: Behavioral Theories: Ohio State & University of Michigan Studies, Blake & Mouton’s Managerial Grid, Contingency Theories of Leadership: Hersey & Blanchard’s Situational Leadership, Contemporary Views of Leadership: Transactional & Transformational Leadership. Case studies		
Unit –IV		07 Hrs
Introduction to Economics: Importance of Economics, Microeconomics and Macroeconomics, Theories and Models to Understand Economic Issues, An Overview of Economic Systems. Demand, Supply, and Equilibrium in Markets for Goods and Services, Price Elasticity of Demand and Price Elasticity of Supply, Elasticity and Pricing, Changes in Income and Prices Affecting Consumption Choices, Monopolistic Competition, Oligopoly.		

Unit –V		07Hrs
Essentials of Macroeconomics: Prices and inflation, Exchange rate, Gross domestic product (GDP), components of GDP, the Labor Market, Money and banks, Interest rate, Macroeconomic models- an overview, Growth theory, The classical model, Keynesian cross model, IS-LM-model, The AS-AD-model, The complete Keynesian model, The neo-classical synthesis, Exchange rate determination and the Mundell-Fleming model		

Course Outcomes: After completing the course, the students will be able to	
CO1:	Explain the principles of management theory & recognize the characteristics of an organization.
CO2:	Demonstrate the importance of key performance areas in strategic management and design appropriate organizational structures and possess an ability to conceive various organizational dynamics.
CO3:	Select & Implement the right leadership practices in organizations that would enable systems orientation.
CO4:	Understand the basic concepts and principles of Micro economics and Macroeconomics.

Reference Books	
1	Stephen Robbins, Mary Coulter & Neharika Vohra, Management, Pearson Education Publications, 10th Edition, ISBN: 978-81-317-2720-1.
2	James Stoner, Edward Freeman & Daniel Gilbert Jr, Management, PHI, 6th Edition, ISBN: 81-203-0981-2.
3	Steven A. Greenlaw, David Shapiro, Principles of Microeconomics, 2nd Edition, ISBN: 978-1-947172-34-0
4	Dwivedi.D.N, Macroeconomics: Theory and Policy, McGraw Hill Education; 3rd Edition, 2010, ISBN-13: 978-0070091450.
5	Peter Jochumzen, Essentials of Macroeconomics, e-book(www.bookboon.com), 1st Edition., 2010, ISBN: 978-87-7681-558-5.

Continuous Internal Evaluation (CIE); Theory (100 Marks)

CIE is executed by way of quizzes (Q), tests (T) and experiential learning (EL). A minimum of three quizzes are conducted and each quiz is evaluated for 10 marks adding up to 30 marks. All quizzes are conducted online. Faculty may adopt innovative methods for conducting quizzes effectively. The number of quizzes may be more than three also. The three tests are conducted for 50 marks each and the sum of the marks scored from three tests is reduced to 50. The marks component for experiential learning is 20.

50% weightage should be given to case studies. Total CIE is 30(Q) + 50(T) + 20(EL) = 100 Marks.

Semester End Evaluation (SEE); Theory (100 Marks)

SEE for 100 marks is executed by means of an examination. The Question paper for the course contains two parts, Part – A and Part – B. Part – A consists of objective type questions for 20 marks covering the complete syllabus. Part – B consists of five main questions, one from each unit for 16 marks adding up to 80 marks. Each main question may have sub questions. The question from Units I, IV and V have no internal choice. Units II and III have internal choice in which both questions cover entire unit having same complexity in terms of COs and Bloom's taxonomy level. **50% weightage should be given to case studies.**

CO-PO Mapping												
CO/PO	PO1	PO2	PO3	PO4	PO5	PO6	PO7	PO8	PO9	PO10	PO11	PO12
CO1	3	-	1	-	-	3	-	3	3	3	3	3
CO2	3	2		-	-	-	-	1	2	3	2	2
CO3	-	-	1	-	-	2	-	2	2	3	3	3
CO4	2	-	2	-	-	3	1	3	2	2	3	3

High-3 : Medium-2 : Low-1

Semester: VI						
ARTIFICIAL INTELLIGENCE AND MACHINE LEARNING (Theory & Practice) (Common to CS & IS)						
Course Code	:	18CS62		CIE	:	100+50 Marks
Credits: L:T:P	:	3 : 1 :1		SEE	:	100+50 Marks
Total Hours	:	39L+26T +35P		SEE Duration	:	3.00 Hours
Course Learning Objectives: The students will be able to						
1	Acquire basic principles of working of Artificial Intelligence technology and Machine learning algorithms					
2	Understand the practical requirements of AI agents, Searching strategies, Propositional and First-order Logics					
3	Develop AI and ML solutions for reasoning while dealing the uncertain situations, and making use of effective Knowledge representation strategies					
4	Identify the application of some of the Machine learning techniques such as Bayesian networks, Decision tress, and Reinforcement learning in real world problems					

Unit-I		07 Hrs
Introduction, intelligent agents, searching: What is AI? Intelligent Agents: Agents and environment; Rationality; the nature of environments; the structure of agents. Problem-solving: Problem- solving agents; Searching for solution; Uninformed search strategies; Informed search strategies, Heuristic Functions		
Unit – II		08 Hrs
Adversarial search, constraint satisfaction problems, logical agents, first-order logic : Games, Optimal decision in games, Alpha-Beta Pruning, Defining Constraint satisfaction problems; Backtracking search for CSPs; Knowledge-based agents; The Wumpus world as an example world; Logic; propositional logic; Propositional theorem proving; Syntax and semantics of first-order logic; Using first-order logic;		
Unit –III		08 Hrs
Knowledge representation: Ontological Engineering; Categories and Objects; Events; Mental events and Mental objects; Reasoning system for categories ; Probabilistic reasoning: Representing knowledge in an uncertain domain; Semantics of Bayesian Networks; Efficient representation of conditional distributions; Exact inference in Bayesian Networks; Approximate inference in Bayesian Networks;		
Unit –IV		08 Hrs
Introduction to machine learning: Well-posed learning algorithms; Designing a learning algorithm; Perspectives and Issues in machine learning; Decision tree learning: Introduction, Decision tree representation; Appropriate problems for decision tree learning, The basic decision tree learning algorithm, Hypothesis space search in decision tree learning, Inductive bias in decision tree learning, Issues in decision tree learning;		
Unit –V		08 Hrs
Instance based learning: Introduction; k-nearest neighbor learning; Locally weighted regression; Radial based regression case-based functions; Reinforcement learning: Introduction; The learning task; Q learning; Nondeterministic rewards and actions;		

Laboratory Component

Open ended AI/Machine Learning based experiential project should be carried out in a team of two students, belongs to same batch of the laboratory of that particular section. (Cross-sections and Cross-batches not allowed)

General Guidelines for the project

1. The topic of the project should be from current thrust areas along with consultation with the faculty in charge.
2. There may be more than one batch solving same problem, but you need to have different approaches and the best approach will be ranked high.
3. The selected topic on the basis of standard papers (like IEEE/ACM/CSI etc.) is highly encouraged.
4. Presenting/publishing the paper in a reputed IEEE/ACM conferences / Journal with good indexing like WoS, SCI, Scopus, will attract higher marks in CIE.
5. The student needs to submit both hard & soft copy of the report for valuation.
6. All the batches must adhere to the guidelines released time to time by the Lab coordinators, and submit all the proofs asked in support of your experiential project.

Course Outcomes: After completing the course, the students will be able to

CO 1:	Describe the required theory and building blocks of Artificial intelligence technology and Machine learning algorithms
CO 2:	Demonstrate the working of various searching algorithms, games, pruning, inferencing, etc. with suitable examples.
CO 3:	Choose the suitable AI and machine learning technique for a given use case and analyze it's performance while solving real world problems.
CO 4:	Recommend and develop the AI and ML-based solutions for some of the well-posed learning problems.

Reference Books:

1.	AI – A Modern Approach, Stuart Russel, Peter Norvig, 3 rd Edition, 2010, Pearson, ISBN-13: 978-0136042594
2.	Machine Learning, Tom M. Mitchell, Publisher: McGraw-Hill Science/Engineering/Math; (March 1, 1997) ,ISBN: 0070428077
3.	Introduction to Machine Learning, Ethem Alpaydin, 2 nd Edition, 2010, PHI Publication, ISBN-978-81-203-4160-9.
4.	The Elements of Statistical Learning, Trevor Hastie, Robert Tibshirani, and Jerome 2008Friedman: Springer, ISBN 978-0-387-84858-7.
5.	Pattern Classification, Richard O. Duda, Peter E. Hart and David G. Stork, 2 nd Edition, 2001, Wiley-Inter science, ISBN-13: 978-04710566902001.

Continuous Internal Evaluation (CIE); Theory (100 Marks)

CIE is executed by the way of Tests (T), Quizzes (Q,) and Experiential Learning (EL). Three tests are conducted for 50 marks each and the sum of the marks scored from three tests is reduced to 50. Minimum of three quizzes are conducted and each quiz is evaluated for 10 marks adding up to 30 marks. All quizzes are conducted online. Faculty may adopt innovative methods for conducting quizzes effectively. The number of quizzes may be more than three also. The marks component for experiential learning is 20.

Total CIE is 50 (T) +30 (Q) +20 (EL) = 100 Marks.

Scheme of Continuous Internal Evaluation (CIE); Practical Test for 50 Marks

The Laboratory session is held every week as per the time table and the performance of the student is evaluated in every session. The average marks (AM) over number of weeks is considered for 30 marks. At the end of the semester a test (T) is conducted for 10 marks. The students are encouraged to implement additional innovative experiments (IE) in the lab and are rewarded for 10 marks. Total marks for the laboratory is 50.

Total CIE is 30(AM) +10 (T) +10 (IE) =50 Marks.

Semester End Evaluation (SEE); Theory (100 Marks)

SEE for 100 marks is executed by means of an examination. The Question paper for the course contains two parts, Part – A and Part – B. Part – A consists of objective type questions for 20 marks covering the complete syllabus. Part – B consists of five main questions, one from each unit for 16 marks adding up to 80 marks. Each main question may have sub questions. The question from Units I, IV and V have no internal choice. Units II and III have internal choice in which both questions cover entire unit having same complexity in terms of COs and Bloom’s taxonomy level.

Scheme of Semester End Examination (SEE); Practical Exam for 50 Marks

SEE for the practical courses will be based on experiment conduction with proper results, is evaluated for 40 marks and Viva is for 10 marks. Total SEE for laboratory is 50 marks.

Semester End Evaluation (SEE): Theory (100 Marks) + Practical (50 Marks) = Total 150 Marks

CO-PO Mapping												
CO/PO	PO1	PO2	PO3	PO4	PO5	PO6	PO7	PO8	PO9	PO10	PO11	PO12
CO1	2	2	--	--	2	2	2	--	2	2	--	3
CO2	2	2	2	--	3	--	--	--	--	--	--	--
CO3	--	--	2	--	--	--	--	--	--	--	--	2
CO4	1	2	--	3	2	2	--	--	2	--	--	2

High-3: Medium-2: Low-1

Semester: VI						
CRYPTOGRAPHY & NETWORK SECURITY (Theory & Practice)						
Course Code	:	18IS63		CIE	:	100+50 Marks
Credits: L:T:P	:	3:0:1		SEE	:	100+50 Marks
Total Hours	:	40L+35P		SEE Duration	:	3.00 Hours
Course Learning Objectives: The students will be able to						
1	Understand the basic principles of computer and network security					
2	Analyze and compare different cryptographic algorithms.					
3	Apply network security principles and techniques for application development					
4	Demonstrate secure communications in network using socket programming.					

Unit-I		07 Hrs
Introduction : Security Goals, Cryptographic Attacks, Services and Mechanism, Techniques		
Traditional Symmetric-Key Ciphers: Introduction, Substitution Ciphers, Transposition Ciphers, Stream and Block Ciphers		
Unit – II		08 Hrs
Introduction to Modern Symmetric-key Ciphers: Modern Block Ciphers, Modern Stream Ciphers, Data Encryption Standard: Introduction, DES Structure, DES Analysis, Security of DES, Multiple DES – Conventional Encryption Algorithms, Examples of Block Ciphers Influenced by DES		
Unit –III		08 Hrs
Asymmetric-Key Cryptography : Introduction, RSA Cryptosystem, Rabin Cryptosystem, Elgamal Cryptosystem, Elliptic Curve Cryptosystems. Digital Signature: Comparison, Process, Services, Attacks on Digital Signature, Digital Signature Schemes, Variations and Applications.		
Unit –IV		08 Hrs
Security at the Application Layer : PGP and S/MIME: E-mail, PGP, S/MIME. Security at Transport Layer : SSL and TLS: SSL Architecture, Four Protocols, SSL Message Formats, Transport Layer Security		
Unit –V		09 Hrs
Security at the Network Layer : IPsec Two modes, Two Security Protocols, Security Association, Security Policy, Internet Key Exchange, ISAKMP. System Security: Description of the System, Users, Trust and Trusted Systems, Buffer Overflow and Malicious Software, Malicious Programs, Worms, Viruses, Intrusion Detection Systems(IDS), Firewalls: Definitions, Construction and Working Principles.		
Laboratory Component PART – A		
<ol style="list-style-type: none"> 1. Write a program for error detecting code using CRC-CCITT (3/4/ bits or more). 2. Demonstrate the working of Leaky bucket algorithm 3. Write a program to create Ceaser and Play fair ciphers 4. Write a program to implement Vigenere Cipher 5. Write a program for simple RSA algorithm to encrypt and decrypt the data 6. Implement the Diffie-Hellman protocol 		

PART – B

Note: The following are the possible list of topics to carry out mini project (With a group of 2 students) but not limited to:

- Working with Sniffers for monitoring network communication (Ethereal Packets)
- Implementation of HILL CIPHER for 4×4 matrix
- Simulation of Distance Vector algorithm.
- Security analysis for TELNET protocol.
- Employee website monitoring using packet analysis.
- Small Business Network Design with Secure E-commerce server.
- IP spoofing demonstration.
- ARP Spoofing demonstration.
- Prevention of congestion collapse.
- Network border patrol.
- Evacuation of delayed packets in the network.
- Implementation of Access Control List.
- Network monitoring Tool.
- Use of the performance monitoring system.
- Management of the IIS and FTP server

Course Outcomes: After completing the course, the students will be able to	
CO1:	Identify and investigate for new solutions of network security threats, focusing on cryptography and network security concepts.
CO2:	Apply security principles to design different computer applications.
CO3:	Demonstrate experiments for new network security solutions using cryptographic algorithms, protocols to incorporate security in applications.
CO4:	Create and design simple network applications using the knowledge acquired about the services of transport layer

Reference Books	
1	Cryptography and Network Security, Behrouz A Forouzan, DebdeepMukhopadhyay, 2 nd Edition, Special Indian Edition, McGraw Hill Publication.ISBN : 9780070702080
2	Cryptography and Network Security, Principles and Practice,William Stallings –6 th Edition, 2014,Pearson India Education, ISBN: 978-93-325-1877-3
3	Introduction to Computer Security, Matt Bishop,2 nd Edition,2004 Pearson Publications. ISBN: 0321247442
4	Network Security and Cryptography, Menezes Bernard 1 st Edition, 2010,Cengage Learning India, ISBN: 9788131513491
5	Cryptography Theory and Practice, Douglas Stinson, 2 nd Edition, Chapman & Hall/CRC, ISBN: 978-1584885085

Continuous Internal Evaluation (CIE): Total marks: 100+50=150

Theory – 100 Marks

CIE is executed by way of quizzes (Q), tests (T) and assignment/project/seminar (A). A minimum of three quizzes are conducted and each quiz is evaluated for 10 marks adding up to 30 marks. All quizzes are conducted online. Faculty may adopt innovative methods for conducting quizzes effectively. The number of quizzes may be more than three also. The three tests are conducted for 50 marks each and the sum of the marks scored from three tests is reduced to 60. The marks component for assignment/project/seminar is 10.

Total CIE is 30(Q) +60(T) +10(A) =100 Marks.

Laboratory- 50 Marks

The Laboratory session is held every week as per the time table and the performance of the student is evaluated in every session. The average of marks over number of weeks is considered for 40 marks. At the end of the semester a test is conducted for 10 marks. Total marks for the laboratory is 50.

Semester End Evaluation (SEE): Total marks: 100+50=150

Theory – 100 Marks

SEE for 100 marks is executed by means of an examination. The Question paper for the course contains two parts, Part – A and Part – B. Part – A consists of objective type questions for 20 marks covering the complete syllabus. Part – B consists of five main questions, one from each unit for 16 marks adding up to 80 marks. Each main question may have sub questions. The question from Units I, IV and V have no internal choice. Units II and III have internal choice in which both questions cover entire unit having same complexity in terms of COs and Bloom’s taxonomy level.

Laboratory- 50 Marks

Experiment Conduction with proper results is evaluated for 40 marks and Viva is for 10 marks. Total SEE for laboratory is 50 marks.

CO-PO Mapping												
CO/PO	PO1	PO2	PO3	PO4	PO5	PO6	PO7	PO8	PO9	PO10	PO11	PO12
CO1:	3	3	-	3	-	-	-	-	-	-	-	2
CO2:	3	2	2	1	1	1	-	-	-	-	-	2
CO3:	3	2	3	3	2	1	1	-	1	1	-	2
CO4:	2	2	3	2	2	1	-	1	1	1	-	2

High-3: Medium-2: Low-1

Semester: VI					
Minor Project					
Course Code	:	18IS64		CIE	: 50 Marks
Credits: L:T:P	:	0:0:2		SEE	: 50 Marks
Hours	:	26P		SEE Duration	: 02 Hours
Course Learning Objectives: To enable the students to:					
1	Knowledge Application: Acquire the ability to make links across different areas of knowledge and to generate, develop and evaluate ideas and information so as to apply these skills to the project task.				
2	Communication: Acquire the skills to communicate effectively and to present ideas clearly and coherently to a specific audience in both the written and oral forms.				
3	Collaboration: Acquire collaborative skills through working in a team to achieve common goals.				
4	Independent Learning: Learn on their own, reflect on their learning and take appropriate action to improve it.				

Guidelines for Minor Project

1. The minor project is to be carried out individually or by a team of two-three students.
2. Each student in a team must contribute equally in the tasks mentioned below.
3. Each group has to select a current topic that will use the technical knowledge of their program of study after intensive literature survey.
4. The project should result in system/module which can be demonstrated, using the available resources in the college.
5. The CIE evaluation will be done by the committee constituted by the department. The committee shall consist of respective guide & two senior faculty members as examiners. The evaluation will be done for each student separately.
6. The final copy of the report should be submitted after incorporation of any modifications suggested by the evaluation committee.

The minor-project tasks would involve:

1. Carry out the Literature Survey of the topic chosen.
2. Understand the requirements specification of the minor-project.
3. Detail the design concepts as applicable through appropriate functional block diagrams.
4. Commence implementation of the methodology after approval by the faculty.
5. Conduct thorough testing of all the modules developed and carry out integrated testing.
6. Demonstrate the functioning of the minor project along with presentations of the same.
7. Prepare a project report covering all the above phases with proper inference to the results obtained.
8. Conclusion and Future Enhancements must also be included in the report.

The students are required to submit the report in the prescribed format provided by the department.

Scheme of Evaluation for CIE Marks:

Course Outcomes: After completing the course, the students will be able to	
CO 1:	Interpreting and implementing the project in the chosen domain by applying the concepts learnt.
CO 2:	The course will facilitate effective participation by the student in team work and development of communication and presentation skills essential for being part of any of the domains in his / her future career.
CO 3:	Applying project life cycle effectively to develop an efficient product.
CO 4:	Produce students who would be equipped to pursue higher studies in a specialized area or carry out research work in an industrial environment.

Evaluation will be carried out in three phases:

Phase	Activity	Weightage
I	Synopsis submission, approval of the selected topic, Problem definition, Literature review, formulation of objectives, methodology	10M
II	Mid-term evaluation to review the progress of implementation, design, testing and result analysis along with documentation	15M
III	Submission of report, Final presentation and demonstration	25M
Total		50M

Scheme of Evaluation for SEE Marks:

Sl. No.	Evaluation Component	Marks
1.	Written presentation of synopsis: Write up	5M
2.	Presentation/Demonstration of the project	15M
3.	Demonstration of the project	20M
4.	Viva	05M
5.	Report	05M
Total		50M

CO-PO Mapping												
CO/PO	PO1	PO2	PO3	PO4	PO5	PO6	PO7	PO8	PO9	PO10	PO11	PO12
CO1	3	3	3	3	2	2	1	2	2	2	2	2
CO2	3	3	3	3	2	2	1	2	2	2	2	2
CO3	3	3	3	3	2	2	1	2	2	2	2	2
CO4	1	1	1	1	1	1	1	2	1	2	1	1

Semester: VI					
INTERNET OF THINGS					
(Elective C: Professional Elective)					
(Common to All Branches)					
Course Code	:	18CS6C1		CIE Marks	: 100 Marks
Credits: L:T:P	:	3:0:0		SEE Marks	: 100 Marks
Total Hours	:	39L		SEE Duration	: 3.00 Hours
Course Learning Objectives: The students will be able to					
1	Understand design principles in Iot ,edge ,fog computing and its challenges				
2	Identify the Internet Connectivity, security issues and its protocols				
3	Explore and implement Internet of Things (IoT) and New Computing Paradigms				
4	Apply and analyze the Orchestration and resource management in IoT, 5G, Fog, Edge, and Clouds				

Unit – I		8 Hrs
Internet of Things Strategic Research and Innovation Agenda:		
Internet of Things Vision ,IoT Strategic Research and Innovation Directions , IoT Applications , Internet of Things and Related Future Internet Technologies , Infrastructure , Networks and Communication , Processes , Data Management , Security, Privacy & Trust , Device Level Energy Issues		
Unit – II		8 Hrs
Internet of Things Standardisation :		
Status, Requirements, Initiatives and Organisations - Introduction , M2M Service Layer Standardisation , OGC Sensor Web for IoT , IEEE and IETF , ITU-T . Simpler IoT Word(s) of Tomorrow, More Interoperability Challenges to Cope Today-Physical vs Virtual , Solve the Basic First — The Physical Word , The Data Interoperability , The Semantic Interoperability , The Organizational Interoperability , The Eternal Interoperability , The Importance of Standardisation — The Beginning of Everything		
Unit – III		8 Hrs
Internet of Things Privacy, Security and Governance:		
Introduction, Overview of Activity Chain — Governance, Privacy and Security Issues, Contribution From FP7 Project, Security and Privacy Challenge in Data Aggregation for the IoT in Smart Cities- Security, Privacy and Trust in Iot-Data-Platforms for Smart Cities, First Steps Towards a Secure Platform, Smartie Approach		
Unit – IV		8 Hrs
Internet of Things (IoT) and New Computing Paradigms:		
Fog and Edge Computing Completing the Cloud ,Advantages of FEC: SCALE , How FEC Achieves These Advantages: SCANC 9, Hierarchy of Fog and Edge Computing , Business Models , Addressing the Challenges in Federating Edge Resources , The Networking Challenge, The Management Challenge , Integrating IoT + Fog + Cloud		
Unit – V		7 Hrs
Management and Orchestration of Network Slices in 5G, Fog, Edge, and Clouds:		
Introduction ,Background, Network Slicing in 5G, Network Slicing in Software-Defined Clouds, Network Slicing Management in Edge and Fog		

Course Outcomes: After completing the course, the students will be able to	
CO 1:	Understand and Explore Internet of Things (IoT) with New Computing Paradigms like 5G, Fog, Edge, and Clouds
CO 2:	Analyze Prototyping and demonstrate resource management concepts in New Computing Paradigms
CO 3:	Apply optimal wireless technology to implement Internet of Things and edge computing applications
CO 4:	Propose IoT-enabled applications for building smart spaces and services with security features, resource management and edge computing

Reference Books:	
1	Internet of Things: Converging Technologies for Smart Environments and Integrated Ecosystems, Dr. Ovidiu Vermesan, Dr. Peter Friess, River Publishers, 2013 ISBN: 978-87-92982-73-5(Print) ISBN: 978-87-92982-96-4(E-Book).
2	Fog and Edge Computing: Principles and Paradigms, Rajkumar Buyya, Satish Narayana Srirama, 2019, Wiley series on parallel and distributed computing, ISBN: 978-1-119-52498-4.
3	Internet of Things: Architecture and Design Principles, Raj Kamal, 2017, TMH Publications, ISBN: 9789352605224.
4	Building the Internet of Things with IPv6 and MIPv6: The Evolving World of M2M Communications, Daniel Minoli, 1 st Edition, 2013, Wiley Publications, ISBN: 978-1-118-47347-4.

Continuous Internal Evaluation (CIE); Theory (100 Marks)

CIE is executed by the way of Tests (T), Quizzes (Q), and Experiential Learning (EL). Three tests are conducted for 50 marks each and the sum of the marks scored from three tests is reduced to 50. Minimum of three quizzes are conducted and each quiz is evaluated for 10 marks adding up to 30 marks. All quizzes are conducted online. Faculty may adopt innovative methods for conducting quizzes effectively. The number of quizzes may be more than three also. The marks component for experiential learning is 20.

Total CIE is 50 (T) +30 (Q) +20 (EL) = 100 Marks.

Semester End Evaluation (SEE); Theory (100 Marks)

SEE for 100 marks is executed by means of an examination. The Question paper for the course contains two parts, Part – A and Part – B. Part – A consists of objective type questions for 20 marks covering the complete syllabus. Part – B consists of five main questions, one from each unit for 16 marks adding up to 80 marks. Each main question may have sub questions. The question from Units I, IV and V have no internal choice. Units II and III have internal choice in which both questions cover entire unit having same complexity in terms of COs and Bloom's taxonomy level.

CO-PO Mapping												
CO/PO	PO1	PO2	PO3	PO4	PO5	PO6	PO7	PO8	PO9	PO10	PO11	PO12
CO1	2	1	1	1	-	2	2	-	-	1	-	2
CO2	2	2	1	1	-	2	2	-	1	1	-	3
CO3	1	2	1	1	-	2	2	-	1	1	-	2
CO4	1	2	2	2	-	3	3	1	2	2	-	3

High-3: Medium-2: Low-1

Semester: VI			
ADVANCED ALGORITHMS			
(Elective C)			
(Common to CS & IS)			
Course Code	:	18IS6C2	CIE : 100 Marks
Credits: L:T:P	:	3:0:0	SEE : 100 Marks
Total Hours	:	39L	SEE Duration : 03 Hours
Course Learning Objectives: The students will be able to			
1	Enhance their knowledge on asymptotic performance of various algorithms.		
2	Develop the skills to design and apply efficient algorithms to various real world problems.		
3	Ability to differentiate between various design paradigms and apply the same appropriately		
4	Appreciate the time and space complexity of various algorithms		

Unit-I	08Hrs
Analysis techniques: Growth of functions: Asymptotic notation, Standard notations and common functions, Substitution method for solving recurrences, Recursion tree method for solving recurrences, Master theorem. Amortized Analysis: Aggregate analysis, The accounting method, The potential method.	
Unit – II	08 Hrs
Sorting in Linear Time: Lower bounds for sorting, Counting sort, Radix sort, Bucket sort. Advanced Design and Analysis Technique: Matrix-chain multiplication, Longest common subsequence, Elements of the greedy strategy, An activity-selection problem	
Unit –III	08 Hrs
Graph Algorithms: Bellman-Ford Algorithm, Shortest paths in a DAG, Johnson’s Algorithm for sparse graphs. Maximum Flow: Flow networks, Ford Fulkerson method and Maximum Bipartite Matching	
Unit –IV	07Hrs
Number Theoretic Algorithms: Elementary notions, GCD, Modular arithmetic, Solving modular linear equations, The Chinese remainder theorem, Powers of an element, RSA cryptosystem.	
Unit –V	08 Hrs
Advanced Data structures: Structure of Fibonacci heaps, Mergeable-heap operations, Decreasing a key and deleting a node, Binomial Queues, Splay Trees. String Matching Algorithms: Naïve algorithm, Rabin-Karp algorithm, String matching with finite automata, Knuth-Morris-Pratt algorithm	

Course Outcomes: After completing the course, the students will be able to	
CO1:	Analyze various algorithms for their time and space complexity.
CO2:	Demonstrate a familiarity with major algorithms and data structures
CO3:	Apply appropriate design techniques for solving real world problems.
CO4:	Design and implement solutions using appropriate mathematical techniques.

Reference Books	
1	Thomas H. Cormen, Charles E. Leiserson, Ronald L. Rivest and Clifford Stein; Introduction to Algorithms; Columbia University, 3 rd Edition; 2009, ISBN-13: 978-0262033848.
2	Mark Allen Weiss; Data Structures and Algorithm Analysis in C++, Addison-Wesley; 4 th Revised edition; 2013, ISBN-13: 9780132847377.
3	Kozen DC, The design and analysis of algorithms , Springer Science & Business Media, 2012, ISBN: 978-0387976877
4	Kenneth A. Berman, Jerome L. Paul, Algorithms, Cengage Learning, 2002. ISBN: 978-8131505212

Continuous Internal Evaluation (CIE); Theory (100 Marks)

CIE is executed by way of Quizzes (Q), Tests (T) and Experiential Learning (EL). A minimum of three quizzes are conducted and each quiz is evaluated for 10 marks adding up to 30 marks. All quizzes are conducted online. Faculty may adopt innovative methods for conducting quizzes effectively. The number of quizzes may be more than three also. The three tests are conducted for 50 marks each and the sum of the marks scored from three tests is reduced to 50. The marks component for experiential learning is 20.

Total CIE is 30(Q) +50(T) +20(EL) =100 Marks.

Semester End Evaluation (SEE); Theory (100 Marks)

SEE for 100 marks is executed by means of an examination. The Question paper for the course contains two parts, Part A and Part B. Part A consists of objective type questions for 20 marks covering the complete syllabus. Part B consists of five main questions, one from each unit for 16 marks adding up to 80 marks. Each main question may have sub questions. The question from Unit I, IV and V have no internal choice. Unit II and III have internal choice in which both questions cover entire unit having same complexity in terms of COs and Bloom's taxonomy level.

CO-PO Mapping												
CO/PO	PO1	PO2	PO3	PO4	PO5	PO6	PO7	PO8	PO9	PO10	PO11	PO12
CO1	1	2	2	1	1	-	1	-	-	-	-	1
CO2	1	3	2	1	1	-	1	-	-	-	-	1
CO3	1	3	2	1	1	-	1	-	-	-	-	1
CO4	1	3	2	1	1	-	1	-	-	-	-	1

High-3: Medium-2: Low-1

Semester: VI						
FUZZY LOGIC						
(Elective C: Professional Elective)						
(Common to CS & IS)						
Course Code	:	18CS6C3		CIE Marks	:	100 Marks
Credits: L:T:P	:	3:0 :0		SEE Marks	:	100 Marks
Total Hours	:	39L		SEE Duration	:	3.00 Hours
Course Learning Objectives: The students will be able to						
1	Gain knowledge of fundamental concepts in Fuzzy Logic.					
2	Illustrate fuzzy sets and fuzzy logic as mathematical models.					
3	Focus on problems related to various engineering, mathematics and science disciplines.					
4	Use fuzzy logic based techniques for various applications.					

Unit-I	7 Hrs
Introduction: The case for Imprecision, The Utility and Limitations of Fuzzy Systems, Fuzzy sets and membership, Chance verses fuzziness, Sets as points in hyper cubes. Fuzzy Sets - Fuzzy set operations, Properties of Fuzzy Sets, Alternative fuzzy set operations, Membership value Assignments, Intuition, Inference, Features of the Membership Function.	
Fuzzy Relations: Fuzzy Relations, Cardinality of Fuzzy Relations, Operations on Fuzzy Relations, Properties of Fuzzy Relations, Fuzzy Cartesian product and Composition, Fuzzy Tolerance and equivalence Relations. Value Assignments - Cosine Amplitude, Max-min Method	
Unit – II	8 Hrs
Fuzzification and Defuzzification: Fuzzification, defuzzification to crisp sets, Lambda-cuts for fuzzy relations, Defuzzification to Scalars	
Fuzzy Logic and Fuzzy Systems: Classical Logic – Tautologies, Contradictions, Equivalence, Exclusive or and Exclusive Nor, Logical Proofs, Deductive Inferences. Fuzzy Logic, approximate reasoning, other forms of the Implication Operation, Fuzzy Systems: Natural Languages, Fuzzy (Rule -Based) systems	
Unit –III	8 Hrs
Fuzzy Arithmetic and Extension Principle: Extension principle, Crisp Function, Mapping and Relations, Function of fuzzy sets- Extension principle, fuzzy transform, practical considerations, fuzzy arithmetic, internal analysis in arithmetic, Approximate of extension.	
Fuzzy Soft Sets: Soft Sets and Fuzzy Soft Sets – Soft sets and Fuzzy Soft set operations, Properties of soft sets and Fuzzy Soft Sets, Cartesian product of soft sets and fuzzy soft sets, Fuzzy Soft set Relations, Operations on Fuzzy Soft Set Relations, Composition of fuzzy Soft Set relation.	
Unit –IV	8 Hrs
Fuzzy Classification and Pattern Recognition: Classification of Equivalence relations, Crisp Relations and Fuzzy Relations, Cluster Analysis, Cluster Validity, c-means clustering, Hard c-means, Fuzzy c-means algorithm, cluster validity, Knowledge based pattern recognition, Hybrid pattern based recognition, applications in Medical Image Segmentation: case study of hybrid fuzzy system for MRI segmentation.	
Unit –V	8 Hrs
Fuzzy Logic and Artificial Intelligence: AI, Neural Network, genetic Algorithms, Fuzzy logic in frame based representation, FL in expert systems, Intelligent Agents, FL in Intelligent systems.	
Fuzzy Logic in Database and Information Systems: Fuzzy information, FL in database systems, fuzzy relation data models and its operations,	

Course Outcomes: After completing the course, the students will be able to	
CO 1:	Explore and Understand basic concepts of all types of fuzzy sets and relations, fuzzy logic extension principle in the field of computer science and Engineering.
CO 2:	Analyse the tools of all types of fuzzy sets in different areas of intelligent information systems where uncertainty and imprecision are involved.
CO 3:	Design fuzzy systems and solve complex problems using various fuzzy techniques.
CO 4:	Create application by utilizing cloud platforms. Apply fuzzy systems and solve complex problems using various fuzzy techniques.

Reference Books	
1	Fuzzy logic with engineering applications, Timothy J. Ross, John Wiley, 2 nd Edition, 2007, ISBN: 13 978-81-265-1337-6.
2	Fuzzy Logic Intelligence, Control and Information, John Yen, Reza Langari, 1 st edition, 9 th Impression, 2012, Pearson, ISBN: 978-81-317-0534-6.
3	Fuzzy Sets and Fuzzy Logic-Theory and Applications, George J. Klir, Bo Yuan, Prentice Hall, 1 st Edition; 2008, ISBN: 81-203-0695-3.
4	Fuzzy Logic Theory and Applications: Part I and Part II, Lofti A Zadeh and Rafik A Aliev, World Scientific Publishing Co. PTe. Ltd, 2018, ISBN: 978-9813238176
5	Fuzzy Sets and Fuzzy Logic with Applications: Implementation, Uncertainty and Vagueness, M.K. Hasan, 2019, Scholars Press, ISBN-978-6138833789
6	Research Papers on Soft sets and Fuzzy Soft sets.

Continuous Internal Evaluation (CIE); Theory (100 Marks)

CIE is executed by the way of Tests (T), Quizzes (Q,) and Experiential Learning (EL). Three tests are conducted for 50 marks each and the sum of the marks scored from three tests is reduced to 50. Minimum of three quizzes are conducted and each quiz is evaluated for 10 marks adding up to 30 marks. All quizzes are conducted online. Faculty may adopt innovative methods for conducting quizzes effectively. The number of quizzes may be more than three also. The marks component for experiential learning is 20.

Total CIE is 50 (T) +30 (Q) +20 (EL) = 100 Marks.

Semester End Evaluation (SEE); Theory (100 Marks)

SEE for 100 marks is executed by means of an examination. The Question paper for the course contains two parts, Part – A and Part – B. Part – A consists of objective type questions for 20 marks covering the complete syllabus. Part – B consists of five main questions, one from each unit for 16 marks adding up to 80 marks. Each main question may have sub questions. The question from Units I, IV and V have no internal choice. Units II and III have internal choice in which both questions cover entire unit having same complexity in terms of COs and Bloom’s taxonomy level.

CO-PO Mapping												
CO/PO	PO1	PO2	PO3	PO4	PO5	PO6	PO7	PO8	PO9	PO10	PO11	PO12
CO1	2	1	-	2	2	1	-	1	-	-	-	2
CO2	1	3	-	2	2	1	-	1	1	2	2	2
CO3	2	1	-	1	1	1	-	1	1	2	1	2
CO4	2	2	2	1	1	1	-	1	1	2	-	2

High-3: Medium-2: Low-1

Semester: VI						
Data Storage Technologies & Networking (Professional Elective: Group C)						
Course Code	:	18IS6C4		CIE	:	100 Marks
Credits: L:T:P	:	3:0:0		SEE	:	100 Marks
Total Hours	:	39L		SEE Duration	:	03 Hours
Course Learning Objectives: The students will be able to						
1	Interpret the storage architectures and demonstrate the logical and physical components of a storage infrastructure including storage subsystems, RAID and Intelligent storage systems					
2	Analyze storage networking technologies such as FC-SAN, NAS, IP-SAN, data archival solutions and virtualization technologies.					
3	Apply and articulate business continuity solutions including backup technologies, local and remote replication solutions.					
4	Identify security parameters for managing and monitoring storage infrastructure					

Unit-I		08Hrs
Introduction to Information Storage: Information Storage, Evolution of Storage Architecture, Data center Infrastructure, Virtualization and cloud computing. Data Center Environment: Application, Database Management System(DBMS), Host(compute), Connectivity, Storage, Disk Drive Components, Disk Drive Performance, Host Access to Data, Direct-Attached Storage, Storage Design Based On Application, Disk Native Command Queuing, Introduction to Flash Drives, Concept in Practice: VMware ESXi. Data Protection:RAID: RAID Implementation Methods, RAID Array Components, RAID Techniques, RAID Levels, RAID Impact on Disk Performance, RAID Comparison, Hot Spares.		
Unit – II		08Hrs
Intelligent Storage Systems: Components of an Intelligent Storage System, Storage Provisioning, Types of intelligent Storage Systems, Concepts in Practice: EMC Symmetrix and VNX. Fibre Channel Storage Area Networks: Fiber Channel: Overview: The SAN and Its Evolution, Components of FC SAN, FC Connectivity, Switched Fabric Ports, Fibre Channel Architecture, fabric Services, Switched fabric Login Types, Zoning, FC SAN Topologies, Virtualization in SAN, Concepts in Practice: EMC Connectrix and EMC VPLEX .IP SAN and FcoE: iSCSI, FCIP, FcoE.		
Unit –III		07Hrs
Network-Attached Storage: General-purpose Servers versus NAS Devices, benefits of NAS, File Systems and network File Sharing. Components of NAS, NAS I/O Operation, NAS Implementations, NAS File-Sharing Protocols, factors Affecting NAS Performance, File-Level Virtualization, Concepts in Practice: EMC Isilon and EMC VNX gateway. Object-Based and unified Storage: Object-Based Storage Devices, Content-Addressed Storage, CAS use Cases, unified Storage, Concepts in Practice: EMC atoms, EMC VNX, and EMC centre . Introduction to Business Continuity: Information Availability, BC Terminology, BC Planning life Cycle, failure Analysis, Business Impact Analysis, BC Technology solutions.		

Unit –IV	08 Hrs
<p>Backup and Archive: Backup Purpose, Backup Considerations, Backup Granularity, Recovery Considerations, Backup Methods, Backup Architecture, Backup and Restore Operation, Backup Topologies, Backup in NAS Environments, Backup Targets, Data Deduplication for Backup, Backup in Virtualized Environments, Data Archive ,Archiving Solution Architecture, Concepts in Practice :EMC Networker, EMC Avamar, and EMC Data domain.</p> <p>Local Replication: Replication Terminology, Uses of Local Replicas, Replica Consistency, Local Replication Technologies, Tracking Changes to Source and Replica, Restore and Restart Considerations, Creating Multiple Replicas, Local Replication in Virtualized Environment, Concepts in Practice: EMC TimeFinder.</p> <p>Remote Replication: Modes of Remote Replication, Remote Replication Technologies, Three-Site Replication, Data Migration Solutions, Remote Replication and Migration in a Virtualized Environment, Concepts in Practice : EMC SRDF, EMC MirrorView, and EMC RecoverPoint</p>	
Unit –V	08Hrs
<p>Securing the Storage Infrastructure: Information Security Framework, Risk Triad, Storage Security Domains, Security implementations in Storage Networking, Securing Storage Infrastructure in Virtualized and Cloud Environments, Concepts in practice: RSA and VMware Security Products.</p> <p>Managing the Storage Infrastructure: Monitoring the Storage Infrastructure, Storage Infrastructure Management Activities, Storage Infrastructure Management Challenges, Developing an Ideal Solution, Information Lifecycle Management, Storage Tiering, Concepts in Practice: EMC Infrastructure.</p>	

Course Outcomes: After completing the course, the students will be able to	
CO1:	Identify the decisive role and key challenges in managing information and analyze different storage networking and virtualization technologies.
CO2:	Analyze the SAN and NAS deployment for file and data sharing for a collaborative development environment of organizations.
CO3:	Apply backup, recovery, and archival solutions for business critical data.
CO4:	Evaluate various replication solutions to meet different business continuity needs and address security concerns to perform monitoring and management of information infrastructure.

Reference Books	
1	EMC ² : Information Storage and Management, EMC Education Services, 2 nd Edition, 2013, Wiley India ISBN-13: 978-1118094839.
2	Storage Networks: The Complete Reference, Robert Spalding, 1 st Edition, 2003, Tata McGraw Hill India, ISBN: 9780070532922.
3	Storage Networks Explained, Ulf Troppens, Rainer Erkens, Wolfgang Muller-Friedt, Rainer Wolafka, Nils Haustein, 2 nd Edition, 2009, Wiley India, ISBN: 978-0-470-74143-6
4	Building Storage Networks, Marc Farley, 2 nd Edition, 2001, Tata McGraw Hill India, ISBN-13: 978-0070447455.

Continuous Internal Evaluation (CIE); Theory (100 Marks)

CIE is executed by way of Quizzes (Q), Tests (T) and Experiential Learning (EL). A minimum of three quizzes are conducted and each quiz is evaluated for 10 marks adding up to 30 marks. All quizzes are conducted online. Faculty may adopt innovative methods for conducting quizzes effectively. The number of quizzes may be more than three also. The three tests are conducted for 50 marks each and the sum of the marks scored from three tests is reduced to 50. The marks component for experiential learning is 20.

Total CIE is 30(Q) +50(T) +20(EL) =100 Marks.

Semester End Evaluation (SEE); Theory (100 Marks)

SEE for 100 marks is executed by means of an examination. The Question paper for the course contains two parts, Part A and Part B. Part A consists of objective type questions for 20 marks covering the complete syllabus. Part B consists of five main questions, one from each unit for 16 marks adding up to 80 marks. Each main question may have sub questions. The question from Units I, IV and V have no internal choice. Units II and III have internal choice in which both questions cover entire unit having same complexity in terms of COs and Bloom's taxonomy level.

CO-PO Mapping												
CO/PO	PO1	PO2	PO3	PO4	PO5	PO6	PO7	PO8	PO9	PO10	PO11	PO12
CO1	2	1	-	2	2	1	-	1	-	-	-	2
CO2	1	3	-	2	2	1	-	1	1	2	2	2
CO3	2	1	-	1	1	1	-	1	1	2	1	2
CO4	2	2	2	1	1	1	-	1	1	2	-	2

High-3: Medium-2: Low-1

Semester: VI					
BIG DATA ANALYTICS USING DISTRIBUTED PLATFORMS					
(Group C: Professional Elective)					
(Common to CS & IS)					
(Industry Offered)					
Course Code	:	18CS6C5		CIE Marks	: 100
Credits: L:T:P	:	3:0:0		SEE Marks	: 100
Total Hours	:	39L		SEE Duration	: 3 Hrs
Course Learning Objectives: The students will be able to					
1	Think and handle big data, and perform data analysis.				
2	Use HPCC platform and ECL programming language for big data processing.				
3	Understand and apply machine learning algorithms on distributed platform				
Unit – I					08Hrs
Big data processing and Distributed architectures -Types of data: Structured, semi structured, unstructured , Data Pre-processing: Data cleaning, Data Integration, Data Reduction, Data Transformation and discretization, data cleaning, validation, modifications, enhancements. Distributed Architectures : Hadoop, spark, HPCC Systems Vs Hadoop					
Unit – II					08Hrs
HPCC Systems architecture HPCC System functions, Data Lake Architecture, The HPCC Systems design, Thor Vs ROXIE					
ECL the programming language & Structures ECL Watch, ECL Cloud IDE / VS Code, Simple ECL programs and Data Types explained, Data flow graphs (diagrams), Declarative programming, Declarative vs Imperative programming, the ECL Compiler, The ECL program deployment and execution					
Unit – III					08Hrs
ECL the programming language & Structures An Activity, An Activity Declaration, A Record Declaration, Schema on Read (RECORD) explained, A Function Declaration, A MODULE, ECL File(s), Importing files, Spraying and Reading a file					
Data Shaping (Transforming) FUNCTION, MODULE and PROJECT, ITERATE and ROLLUP ,SORT, JOIN and DEDUP ,NORMALIZE and DENORMALIZE ,DISTRIBUTE and Reading the execution Graph					
Unit – IV					08Hrs
Data Aggregation GROUP and functions (SUM, AVE, COUNT...), TABLE and AGGREGATE					
HPCC Systems Machine Learning Library- Part I ML_Core , PBblas- Parallel Block Linear Algebra Subsystem, Supervised Learning Bundles- Linear Regression, Logistic Regression, Support Vector Machines, Learning Trees					
Unit – V					07Hrs
HPCC Systems Machine Learning Library- Part II Supervised Learning Bundles- GLM, Generalized Neural Network, Unsupervised Learning Bundles- K-Means, DBSCAN, Natural Language Processing Bundles- TextVectors					

Course Outcomes: After completing the course, the students will be able to	
CO 1:	Understand and explore the concepts of data processing, distributed systems, HPCC systems, ECL programming language and HPCC machine learning library.
CO 2:	Apply ECL programming language & structures, Machine Learning Algorithms on HPCC Systems Platform
CO 3:	Analyse Machine Learning Algorithms on HPCC platforms
CO 4:	Implement Machine Learning Algorithms on HPCC Platform.

Reference Books:	
1	Detailed handouts with references to material available on the web will be handed out every week. https://hpccsystems.com/training/documentation/learning-ecl https://github.com/hpcc-systems/Solutions-ECL-Training .
2	Data Mining – Concepts and Techniques, Jiawei Han and Micheline Kamber, Jian Pei, 3 rd Edition, 2012, Morgan Kaufmann, ISBN 978-0-12-381479-1.
3	Introduction to Data Mining, Pang-Ning Tan, Michael Steinbach, Vipin Kumar., 2007, Pearson Education, ISBN 978-81-317-1472-0.
4	Big Data and Analytics, Seema Acharya and Subhashini C, 1 st Edition, 2015, Wiley India Private Limited, ISBN 978-8126554782.

Continuous Internal Evaluation (CIE); Theory (100 Marks)

CIE is executed by the way of Tests (T), Quizzes (Q,) and Experiential Learning (EL). Three tests are conducted for 50 marks each and the sum of the marks scored from three tests is reduced to 50. Minimum of three quizzes are conducted and each quiz is evaluated for 10 marks adding up to 30 marks. All quizzes are conducted online. Faculty may adopt innovative methods for conducting quizzes effectively. The number of quizzes may be more than three also. The marks component for experiential learning is 20.

Total CIE is 50 (T) +30 (Q) +20 (EL) = 100 Marks.

Semester End Evaluation (SEE); Theory (100 Marks)

SEE for 100 marks is executed by means of an examination. The Question paper for the course contains two parts, Part – A and Part – B. Part – A consists of objective type questions for 20 marks covering the complete syllabus. Part – B consists of five main questions, one from each unit for 16 marks adding up to 80 marks. Each main question may have sub questions. The question from Units I, IV and V have no internal choice. Units II and III have internal choice in which both questions cover entire unit having same complexity in terms of COs and Bloom's taxonomy level.

CO-PO Mapping												
CO/PO	PO1	PO2	PO3	PO4	PO5	PO6	PO7	PO8	PO9	PO10	PO11	PO12
CO1	2	2	--	--	2	2	2	--	2	2	--	3
CO2	2	2	2	--	3	--	--	--	--	--	--	--
CO3	--	--	2	--	--	--	--	--	--	--	--	2
CO4	1	2	--	3	2	2	--	--	2	--	--	2

High-3: Medium-2: Low-1

Semester: VI			
WEB TECHNOLOGY			
(Common to CS & IS)			
(Elective D)			
Course Code	:	18IS6D1	CIE : 100 Marks
Credits: L:T:P	:	3:0:0	SEE : 100 Marks
Total Hours	:	39L	SEE Duration : 03 Hours
Course Learning Objectives: The students will be able to			
1	Understand the standard structure of HTML/XHTML and its differences.		
2	Adapt HTML and CSS syntax & semantics to build web pages.		
3	Learn the definitions and syntax of different web programming tools such as JavaScript, PHP, XML, Ajax to design web pages.		
4	Design and develop interactive, client-side, server-side executable web applications using different techniques such as CSS, JavaScripts, XML and Ajax.		

Unit-I	08Hrs
Introduction to Web, HTML and XHTML: Fundamentals of Web, XHTML: Basic syntax, Standard structure, Basic text markup, Images, Hypertext Links, Lists, Tables, Forms, Frames. HTML 5: The audio Element; The video Element; Organization Elements; The time Element, Syntactic Differences between HTML and XHTML. CSS (Cascading Style Sheet): Introduction, Levels of style sheets, Style specification formats, Selector forms, Property value forms, Font properties, List properties, Color, Alignment of text, The box model, Background images, The and <div> tags, Conflict resolution.	
Unit – II	08Hrs
The Basics of JavaScript: Overview of JavaScript; Object orientation and JavaScript; General syntactic characteristics; Primitives, operations, and expressions; Screen output and keyboard input; Control statements. JavaScript (continued): Object creation and modification; Arrays; Functions; Constructor; Pattern matching using regular expressions; Errors in scripts.	
Unit –III	08 Hrs
JavaScript and HTML Documents: The JavaScript execution environment; The Document Object Model; Element access in JavaScript; Events and event handling; Handling events from the Body elements, Button elements, Text box and Password elements; The DOM 2 event model; The navigator object. Dynamic Documents with JavaScript: Introduction to dynamic documents; Positioning elements; Moving elements; Element visibility; Changing colors and fonts; Dynamic content; Stacking elements; Locating the mouse cursor; Reacting to a mouse click; Slow movement of elements; Dragging and dropping elements and Introduction to jQuery.	
Unit –IV	08Hrs
Introduction to PHP: Origins and uses of PHP; overview of PHP; General syntactic characteristics; Primitives, Operations and Expressions; Output; Control statements; Arrays; Functions; Pattern Matching; Form Handling; Cookies; Session Tracking. XML: Introduction; Syntax; Document structure; Document Type definitions; Namespaces; XML schemas; Displaying raw XML documents; Displaying XML documents with CSS; XSLT style sheets.	
Unit –V	07 Hrs
Ajax: Overview of Ajax; History of Ajax; Ajax Technology; Implementing Ajax, Basics of Ajax: The Application; The Form Document; The Request Phase; The Response Document; The Receiver Phase; Cross-Browser Support. Database Access through the web: Architectures for Database Access: Client Server Architecture; The Microsoft open Database Connectivity; PHP and Database Access; The Java JDBC Architecture; The MySQL Database System, Database Access with PHP and MySQL.	

Course Outcomes: After completing the course, the students will be able to	
CO1:	Understand the basic syntax and semantics of HTML/XHTML.
CO2:	Apply HTML/XHTML tags for designing static web pages and forms using Cascading Style Sheet.
CO3:	Develop Client-Side Scripts using JavaScript and Server-Side Scripts using PHP and utilize the concepts of XML & Ajax to design dynamic web pages.
CO4:	Develop web based applications using PHP, XML and Ajax.

Reference Books	
1	Programming the World Wide Web – Robert W. Sebesta, 7 th Edition, Pearson Education, 2013, ISBN-13:978-0132665810.
2	Web Programming Building Internet Applications – Chris Bates, 3 rd Edition, Wiley India, 2006, ISBN: 978-81-265-1290-4.
3	Internet & World Wide Web How to H program – M. Deitel, P.J. Deitel, A. B. Goldberg, 3 rd Edition, Pearson Education / PHI, 2004, ISBN-10: 0-130-89550-4
4	The Complete Reference to HTML and XHTML- Thomas A Powell, 4 th Edition, Tata McGraw Hill, 2003, ISBN: 978-0-07-222942-4.
5	Programming the World Wide Web – Robert W. Sebesta, 7 th Edition, Pearson Education, 2013, ISBN-13:978-0132665810.

Continuous Internal Evaluation (CIE); Theory (100 Marks)

CIE is executed by way of quizzes (Q), tests (T) and experiential learning (EL). A minimum of three quizzes are conducted and each quiz is evaluated for 10 marks adding up to 30 marks. All quizzes are conducted online. Faculty may adopt innovative methods for conducting quizzes effectively. The number of quizzes may be more than three also. The three tests are conducted for 50 marks each and the sum of the marks scored from three tests is reduced to 50. The marks component for experiential learning is 20.

Total CIE is 30(Q) +50(T) +20(EL) =100 Marks.

Semester End Evaluation (SEE); Theory (100 Marks)

SEE for 100 marks is executed by means of an examination. The Question paper for the course contains two parts, Part A and Part B. Part A consists of objective type questions for 20 marks covering the complete syllabus. Part B consists of five main questions, one from each unit for 16 marks adding up to 80 marks. Each main question may have sub questions. The question from Units I, IV and V have no internal choice. Units II and III have internal choice in which both questions cover entire unit having same complexity in terms of COs and Bloom's taxonomy level.

CO-PO Mapping												
CO/PO	PO1	PO2	PO3	PO4	PO5	PO6	PO7	PO8	PO9	PO10	PO11	PO12
CO1	1	-	2	-	1	1	1	-	-	-	-	1
CO2	-	-	2	-	1	1	-	-	-	-	-	-
CO3	-	-	-	-	2	-	-	-	2	-	-	2
CO4	-	-	3	-	2	-	-	-	2	-	-	2

High-3: Medium-2: Low-1

Semester: VI			
INFORMATION RETRIEVAL (Professional Elective: Group D)			
Course Code	: 18IS6D2	CIE	: 100 Marks
Credits: L:T:P	: 3:0:0	SEE	: 100 Marks
Total Hours	: 39L	SEE Duration	: 03 Hours
Course Learning Objectives: The students will be able to			
1	To Comprehend the foundation knowledge in information retrieval.		
2	To equip students to apply sound skills to solve computational search problems		
3	To enable students to analyze and evaluate search engines.		
4	To enable students to gain hands-on experience in building search engines.		

Unit-I	08 Hrs
Introduction: Motivation, Basic concepts, Past, present, and future, The retrieval process.	
Modeling: Introduction, A taxonomy of information retrieval models, Retrieval: Adhoc and filtering, A formal characterization of IR models, Classic information retrieval, Alternative set theoretic models, Alternative algebraic models,	
Unit – II	09Hrs
Modeling: Alternative probabilistic models, Structured text retrieval models, Models for browsing.	
Retrieval Evaluation: Introduction, Retrieval performance evaluation, Reference collections.	
Query Languages: Introduction, keyword-based querying, Pattern matching, Structural queries, Query protocols.	
Query Operations: Introduction, User relevance feedback, Automatic local analysis, Automatic global analysis.	
Unit –III	09Hrs
Text and Multimedia Languages and Properties: Introduction, Metadata, Text, Markup languages, Multimedia.	
Text Operations: Introduction, Document preprocessing, Document clustering, Text compression, Comparing text compression techniques.	
Indexing and Searching: Introduction; Inverted Files; Other indices for text; Boolean queries; Sequential searching; Pattern matching; Structural queries; Compression.	
Unit –IV	07 Hrs
Parallel and Distributed IR: Introduction, Parallel IR, Distributed IR.	
Searching the Web: Introduction, Challenges, Characterizing the web, Search engines, Browsing, Metasearchers, Finding the needle in the haystack, Searching using hyperlinks.	
Unit –V	06Hrs
User Interfaces and Visualization: Introduction, Human-Computer interaction, The information access process, Starting points, Query specification, Context, Using relevance judgments, Interface support for the search process	

Course Outcomes: After completing the course, the students will be able to	
CO1:	Identify and design the various components of an Information Retrieval system.
CO2:	Apply machine learning techniques to text classification and clustering which is used for efficient Information Retrieval.
CO3:	Analyze the Web content structure.
CO4:	Evaluate the performance of search engines.

Reference Books	
1	Ricardo Baeza – Yates, BerthierRibeiro – Neto; Modern Information Retrieval; 1 st Edition; Pearson Education Limited; 2013; ISBN-9788131709771.
2	David A. Grossman, OphirFrieder; Information Retrieval Algorithms and Heuristics; 2 nd Edition; Springer Verlag; 2012; ISBN-9788181289179.
3	William B. Frakes, Ricardo Baeza-Yates; Information Retrieval Data Structures and Algorithms; 1 st Edition; Pearson Education Limited; 2012; ISBN-9788131716922.
4	HinrichSchutze, PrabhakarRaghavan, Christopher D Manning; Introduction To Information Retrieval; 1 st Edition; Cambridge University Press India Pl; 2014; ISBN-9781107666399.

Continuous Internal Evaluation (CIE); Theory (100 Marks)

CIE is executed by way of quizzes (Q), tests (T) and experiential learning (EL). A minimum of three quizzes are conducted and each quiz is evaluated for 10 marks adding up to 30 marks. All quizzes are conducted online. Faculty may adopt innovative methods for conducting quizzes effectively. The number of quizzes may be more than three also. The three tests are conducted for 50 marks each and the sum of the marks scored from three tests is reduced to 50. The marks component for experiential learning is 20.

Total CIE is 30(Q) +50(T) +20(EL) =100 Marks.

Semester End Evaluation (SEE); Theory (100 Marks)

SEE for 100 marks is executed by means of an examination. The Question paper for the course contains two parts, Part A and Part B. Part A consists of objective type questions for 20 marks covering the complete syllabus. Part B consists of five main questions, one from each unit for 16 marks adding up to 80 marks. Each main question may have sub questions. The question from Units I, IV and V have no internal choice. Units II and III have internal choice in which both questions cover entire unit having same complexity in terms of COs and Bloom's taxonomy level.

CO-PO Mapping												
CO/PO	PO1	PO2	PO3	PO4	PO5	PO6	PO7	PO8	PO9	PO10	PO11	PO12
CO1	3	3	2	2	2	-	-	-	-	3	-	-
CO2	3	3	3	2	2	-	-	-	-	2	-	-
CO3	3	3	2	2	2	-	-	-	-	-	-	-
CO4	3	3	3	3	3	-	-	-	-	3	2	-

High-3: Medium-2: Low-1

Semester: VI			
NATURAL LANGUAGE PROCESSING (Professional Elective: Group C)			
Course Code	: 18IS6D3	CIE	: 100 Marks
Credits: L:T:P	: 3:0:0	SEE	: 100 Marks
Total Hours	: 39L	SEE Duration	: 03 Hours
Course Learning Objectives: The students will be able to			
1	Demonstrate sensitivity to linguistic phenomena and an ability to model them with formal grammars.		
2	Train and evaluate empirical NLP systems		
3	Manipulate probabilities, construct statistical models over strings and trees, and estimate parameters using supervised and unsupervised training methods		
4	Design, implement, and analyze NLP algorithms		
Unit-I			08 Hrs
Overview and Language Modelling: Overview: Origins and challenges of NLP-Language and Grammar-Processing Indian Languages- NLP Applications -Information Retrieval. Accessing Text Corpora Accessing Text Corpora, Brown Corpus, Loading your own corpus, Annotated text corpus, Conditional Frequency Distributions, WordNet. Processing Raw Text : Regular Expressions for Detecting Word Patterns, Useful Applications of Regular Expressions, Normalizing Text ,Regular Expressions for Tokenizing Text			
Unit – II			08 Hrs
Categorizing and Tagging Words: Using a Tagger, Tagged Corpora, Mapping Words to Properties Using Python Dictionaries Automatic Tagging, N-Gram Tagging, How to Determine the Category of a Word. Introduction to Machine Learning: Supervised and Unsupervised algorithms. Learning to Classify Text: Supervised Classification, Further Examples of Supervised Classification, Evaluation, Decision Trees, Naive Bayes Classifiers.			
Unit –III			07 Hrs
Extracting Information from the text : Information Extraction, Chunking, Developing, Named Entity Recognition, Term weighting, Inverse document frequency, Residual inverse document frequency. Analyzing Sentence Structure: Some Grammatical Dilemmas, What’s the Use of Syntax?, Context-Free Grammar, Parsing with Context-Free Grammar.			
Unit –IV			08 Hrs
Analyzing the Meaning of words and Sentences : The semantics of English sentences, Representing Meaning, Semantic Analysis, Lexical semantics, Word-sense disambiguation. NLP Applications: Machine translation, Sentiment Analysis, Chat-Bot, Question Answering System, Text Classification, Spell Checking and Market Intelligence.			
Unit –V			08Hrs
NLP Applications (Continued) : Machine translation - Basic issues in MT. Statistical translation Information Retrieval: Vector space model, term weighting, homonymy, polysemy, synonymy, improving user queries.			

Course Outcomes: After completing the course, the students will be able to	
CO1:	Understand the approaches to syntax and semantics in Natural Language Processing, the various types of language processors, the elements of formal language theory, the types of grammar, and the computational morphology.
CO2:	Understand the basic parsing technique for context-free grammars, the data structures and algorithms for parsing, and the approaches to ambiguity resolution.
CO3:	Apply the fundamental algorithms and techniques in the area of Natural Language Processing.
CO4:	Comprehend and compare different natural language models.

Reference Books	
1	Tanveer Siddiqui, U.S. Tiwary, “Natural Language Processing and Information Retrieval”, OUP India, 2008, ISBN : 9780195692327
2	Steven Bird, Ewan Klein, Edward Loper, “Natural Language Processing with Python,” Publisher: O’Reilly Media, June 2009, ISBN : 9780596516499
3	Anne Kao and Stephen R. Poteet (Eds), “Natural Language Processing and Text Mining”, Springer, 2007, ISBN : 9781846281754
4	James Allen, “Natural Language Understanding”, 2nd edition, Benjamin / Cummings publishing company, 1995, ISBN : 9788131708958

Continuous Internal Evaluation (CIE); Theory (100 Marks)

CIE is executed by way of quizzes (Q), tests (T) and experiential learning (EL). A minimum of three quizzes are conducted and each quiz is evaluated for 10 marks adding up to 30 marks. All quizzes are conducted online. Faculty may adopt innovative methods for conducting quizzes effectively. The number of quizzes may be more than three also. The three tests are conducted for 50 marks each and the sum of the marks scored from three tests is reduced to 50. The marks component for experiential learning is 20.

Total CIE is 30(Q) +50(T) +20(EL) =100 Marks.

Semester End Evaluation (SEE); Theory (100 Marks)

SEE for 100 marks is executed by means of an examination. The Question paper for the course contains two parts, Part A and Part B. Part A consists of objective type questions for 20 marks covering the complete syllabus. Part B consists of five main questions, one from each unit for 16 marks adding up to 80 marks. Each main question may have sub questions. The question from Units I, IV and V have no internal choice. Units II and III have internal choice in which both questions cover entire unit having same complexity in terms of COs and Bloom’s taxonomy level.

CO-PO Mapping												
CO/PO	PO1	PO2	PO3	PO4	PO5	PO6	PO7	PO8	PO9	PO10	PO11	PO12
CO1	3	3	2	2	2	-	-	-	-	3	-	-
CO2	3	3	3	2	2	-	-	-	-	2	-	-
CO3	3	3	2	2	2	-	-	-	-	-	-	-
CO4	3	3	3	3	3	-	-	-	-	3	2	-

High-3: Medium-2: Low-1

Semester: VI			
CLOUD COMPUTING			
(Professional Elective: Group D)			
Course Code	: 18IS6D4	CIE	: 100 Marks
Credits: L:T:P	: 3:0:0	SEE	: 100 Marks
Total Hours	: 39L	SEE Duration	: 03 Hours
Course Learning Objectives: The students will be able to			
1	To learn advanced and cutting-edge state-of-the-art knowledge and implementation in cloud computing.		
2	To read and understand research publications in the technical area of cloud computing, beyond that of the traditional textbook level.		
3	To learn advanced services and applications in stacks of cloud.		
4	Explore the cloud Infrastructure and understanding Abstraction & Virtualization in cloud computing.		

Unit-I	08Hrs
Introduction to Cloud Computing: Defining cloud computing, types of cloud, Characteristics of cloud computing, benefits of cloud computing, Disadvantages of cloud computing. Assessing the value proposition, avoiding capital expenditures, computing the total cost of ownership, defining the licensing models.	
Unit – II	08Hrs
Cloud Architecture: Exploring the cloud computing stack; infrastructure; virtual applications; communication protocols; Connecting to the cloud.	
Unit –III	08Hrs
Services & Applications: Defining infrastructure as a service (IaaS); Defining Software as a service (SaaS); Defining Platform as a service (PaaS); Defining identity management as a service (IDaaS); Defining Communications as a Service (CaaS).	
Unit –IV	07 Hrs
Understanding Abstraction & Virtualization: Using Virtualization technologies; Load balancing & Virtualization; advance load balancing; the Google cloud; exploring Microsoft cloud service; Understanding Amazon web services; surveying the Google application portfolio; Understanding hypervisors; virtual machine types; VMware Vsphere.	
Unit –V	08 Hrs
Exploring the cloud Infrastructure: Administration the cloud; cloud management lifecycle; cloud management products; Emerging cloud management standards; securing the cloud: boundaries & mapping; securing data: brokered storage & access, Encryption; Establishing identity & presence. Cloud Services: Collaborating on Calendars, Schedules and Task Management.	

Course Outcomes: After completing the course, the students will be able to	
CO1:	Understand the basics of cloud computing models and virtualization.
CO2:	Evaluate the issues related to the development of cloud applications.
CO3:	Apply the concepts to design cloud based simple applications.
CO4:	Analyse real world case studies of existing cloud based software solutions.

Reference Books	
1	Cloud computing bible, Barrie Sosinsky, CRC Press, 2010, ISBN: 978-0-470-90356-8.
2	Cloud Computing-Web Based applications that change the way you work and collaborate online, Michael Miller, Pearson Education, 2009, ISBN: 9780789738035.
3	Cloud Computing, A practical Approach, Toby Velte, Anthony Velte, Robert Elsenpeter, 2011, Wiley India, ISBN: 0071626948.
4	Cloud Application Architectures, George Reese, Wiley India 2011, ISBN: 978-0596156367.

Continuous Internal Evaluation (CIE); Theory (100 Marks)

CIE is executed by way of quizzes (Q), tests (T) and experiential learning (EL). A minimum of three quizzes are conducted and each quiz is evaluated for 10 marks adding up to 30 marks. All quizzes are conducted online. Faculty may adopt innovative methods for conducting quizzes effectively. The number of quizzes may be more than three also. The three tests are conducted for 50 marks each and the sum of the marks scored from three tests is reduced to 50. The marks component for experiential learning is 20.

Total CIE is 30(Q) +50(T) +20(EL) =100 Marks.

Semester End Evaluation (SEE); Theory (100 Marks)

SEE for 100 marks is executed by means of an examination. The Question paper for the course contains two parts, Part A and Part B. Part A consists of objective type questions for 20 marks covering the complete syllabus. Part B consists of five main questions, one from each unit for 16 marks adding up to 80 marks. Each main question may have sub questions. The question from Units I, IV and V have no internal choice. Units II and III have internal choice in which both questions cover entire unit having same complexity in terms of COs and Bloom's taxonomy level.

CO-PO Mapping												
CO/PO	PO1	PO2	PO3	PO4	PO5	PO6	PO7	PO8	PO9	PO10	PO11	PO12
CO1	3	1	2	2	-	2	3	3	2	2	3	-
CO2	2	3	3	-	-	-	2	3	-	1	1	2
CO3	3	-	3	2	3	2	-	1	2	2	-	-
CO4	3	3	-	3	-	-	2	2	3	2	3	1

High-3: Medium-2: Low-1

Semester: VI			
SOFTWARE QUALITY ASSURANCE			
(Professional Elective: Group D)			
Course Code	: 18IS6D5	CIE	: 100 Marks
Credits: L:T:P	: 3:0:0	SEE	: 100 Marks
Total Hours	: 39L	SEE Duration	: 03 Hours
Course Learning Objectives: The students will be able to			
1	Understand the basic tenets of software quality and quality factors.		
2	Be exposed to the Software Quality Assurance (SQA) architecture and the details of SQA components.		
3	Understand of how the SQA components can be integrated into the project life cycle.		
4	Be familiar with the software quality infrastructure.		

Unit-I		07Hrs
Introduction To Software Quality & Architecture: Need for Software quality – Quality challenges – Software quality assurance (SQA) – Definition and objectives – Software quality factors- McCall’s quality model – SQA system and architecture – Software Project life cycle Components – Pre project quality components – Development and quality plans.		
Unit – II		08 Hrs
Sqa Components And Project Life Cycle: Software Development methodologies – Quality assurance activities in the development process- Verification & Validation – Reviews – Software Testing – Software Testing implementations – Quality of software maintenance – Pre-Maintenance of software quality components – Quality assurance tools – CASE tools for software quality – Software maintenance quality – Project Management.		
Unit –III		08 Hrs
Software Quality Infrastructure: Procedures and work instructions - Templates - Checklists – 3S development- Staff training and certification Corrective and preventive actions – Configuration management – Software change control – Configuration management audit -Documentation control – Storage and retrieval.		
Unit –IV		08 Hrs
Software Quality Management & Metrics: Project process control – Computerized tools - Software quality metrics – Objectives of quality measurement – Process metrics – Product metrics – Implementation – Limitations of software metrics – Cost of software quality – Classical quality cost model – Extended model – Application of Cost model.		
Unit –V		08 Hrs
Standards, Certifications & Assessments: Quality management standards – ISO 9001 and ISO 9000-3 – capability Maturity Models – CMM and CMMI assessment methodologies - Bootstrap methodology – SPICE Project – SQA project process standards – IEEE st 1012 & 1028 – Organization of Quality Assurance – Department management responsibilities – Project management responsibilities – SQA units and other actors in SQA systems.		

Course Outcomes: After completing the course, the students will be able to	
CO1:	Utilize the concepts in software development life cycle.
CO2:	Demonstrate their capability to adopt quality standards
CO3:	Assess the quality of software product.
CO4:	Apply the concepts in preparing the quality plan & documents.

Reference Books	
1	Daniel Galin, “Software Quality Assurance”, John Wiley & Sons Inc., 1 ST Edition 2018. , ISBN :1119134498
2	Alan C. Gillies, “Software Quality: Theory and Management”, International Thomson Computer Press, 3 rd Edition 2018. , ISBN :978-1-4467- 5398-9.
3	Mordechai Ben-Menachem “Software Quality: Producing Practical Consistent Software”, International Thompson Computer Press, 1st Edition 2017 , ISBN :9781850323266
4	Daniel Galin, “Software Quality Assurance: From Theory To Implementation”, Pearson Education Limited, 3rd Edition 2017 ISBN : 9788131723951

Continuous Internal Evaluation (CIE); Theory (100 Marks)

CIE is executed by way of quizzes (Q), tests (T) and experiential learning (EL). A minimum of three quizzes are conducted and each quiz is evaluated for 10 marks adding up to 30 marks. All quizzes are conducted online. Faculty may adopt innovative methods for conducting quizzes effectively. The number of quizzes may be more than three also. The three tests are conducted for 50 marks each and the sum of the marks scored from three tests is reduced to 50. The marks component for experiential learning is 20.

Total CIE is 30(Q) +50(T) +20(EL) =100 Marks.

Semester End Evaluation (SEE); Theory (100 Marks)

SEE for 100 marks is executed by means of an examination. The Question paper for the course contains two parts, Part A and Part B. Part A consists of objective type questions for 20 marks covering the complete syllabus. Part B consists of five main questions, one from each unit for 16 marks adding up to 80 marks. Each main question may have sub questions. The question from Units I, IV and V have no internal choice. Units II and III have internal choice in which both questions cover entire unit having same complexity in terms of COs and Bloom's taxonomy level.

CO-PO Mapping												
CO/PO	PO1	PO2	PO3	PO4	PO5	PO6	PO7	PO8	PO9	PO10	PO11	PO12
CO1	2	-	-	-	-	-	-	-	-	-	-	-
CO2	2	2	-	-	2	-	-	-	-	-	-	-
CO3	2	2	-	-	-	-	-	-	-	-	-	1
CO4	2	2	1	-	-	-	-	-	2	2	-	1

High-3: Medium-2: Low-1

Semester: VI					
AIRCRAFT SYSTEMS					
(GROUP E: GLOBAL ELECTIVE)					
(Theory)					
Course Code	:	18G6E01		CIE	: 100 Marks
Credits: L:T:P	:	3:0:0		SEE	: 100 Marks
Hours	:	39L		SEE Duration	: 3.00 Hours
Course Learning Objectives: To enable the students to:					
1	List the various systems involved in the design of an aircraft				
2	Demonstrate the technical attributes of all the subsystems of an aircraft				
3	Explain the significance of each systems and its subsystems for developing an airplane				
4	Demonstrate the integration of the systems with the airplane				

Unit-I					07Hrs
Flight Control Systems: Primary and secondary flight controls, Flight control linkage system, Conventional Systems, Power assisted and fully powered flight controls.					
Unit – II					10Hrs
Aircraft Hydraulic & Pneumatic Systems: Components of a typical Hydraulic system, Working or hydraulic system, Power packs, Hydraulic actuators. Pneumatic system and components, Use of bleed air, Landing gear and braking, Shock absorbers-Retraction mechanism.					
Unit -III					08Hrs
Aircraft Fuel Systems: Characteristics of aircraft fuel system, Fuel system and its components, Gravity feed and pressure feed fuel systems, Fuel pumps-classification, Fuel control unit.					
Unit -IV					07Hrs
Environmental Control Systems: Air-conditioning system, vapour cycle system, de-icing and anti-icing system, Fire detection- warning and suppression. Crew escape aids.					
Engine Systems: Engine starting sequence, Starting and Ignition systems, Engine oils and a typical lubricating system.					
Unit -V					07Hrs
Aircraft Instruments : Instruments displays, panels & layouts, Instrumentation grouping, Navigation instruments, Radio instruments, Hydraulic and Engine instruments.					
Air Data Instruments : Basic air data system and probes, Mach meter, Air speed indicator, Vertical speed indicator, Barometric pressure sensing, Altimeter, Air data alerting system- angle of attack sensing, stall warning, Mach warning, altitude alerting system.					

Course Outcomes:	
At the end of this course the student will be able to :	
CO1:	Categorise the various systems required for designing a complete airplane
CO2:	Comprehend the complexities involved during development of flight vehicles.
CO3:	Explain the role and importance of each systems for designing a safe and efficient flight vehicle
CO4:	Demonstrate the different integration techniques involved in the design of an air vehicle

Reference Books	
1	Introduction to Flight, John D. Anderson, 7 th Edition, 2011, McGraw-Hill Education, ISBN 9780071086059.
2	Aircraft Systems: Mechanical, Electrical and Avionics Subsystems Integration, Moir, I. and Seabridge, A., 3 rd Edition, 2008, Wiley Publications, ISBN- 978-0470059968

Continuous Internal Evaluation (CIE); Theory (100 Marks)

CIE is executed by the way of Tests (T), Quizzes (Q,) and Experiential Learning (EL). Three tests are conducted for 50 marks each and the sum of the marks scored from three tests is reduced to 50. Minimum of three quizzes are conducted and each quiz is evaluated for 10 marks adding up to 30 marks. All quizzes are conducted online. Faculty may adopt innovative methods for conducting quizzes effectively. The number of quizzes may be more than three also. The marks component for experiential learning is 20.

Total CIE is 50 (T) +30 (Q) +20 (EL) = 100 Marks.

Semester End Evaluation (SEE); Theory (100 Marks)

SEE for 100 marks is executed by means of an examination. The Question paper for the course contains two parts, Part – A and Part – B. Part – A consists of objective type questions for 20 marks covering the complete syllabus. Part – B consists of five main questions, one from each unit for 16 marks adding up to 80 marks. Each main question may have sub questions. The question from Units I, IV and V have no internal choice. Units II and III have internal choice in which both questions cover entire unit having same complexity in terms of COs and Bloom’s taxonomy level.

CO-PO Mapping												
CO/PO	PO1	PO2	PO3	PO4	PO5	PO6	PO7	PO8	PO9	PO10	PO11	PO12
CO1	3	3	3	1	1	3	2	2	-	-	-	1
CO2	2	3	3	3	1	1	1	1	-	-	-	1
CO3	2	2	3	3	1	-	-	-	-	-	-	2
CO4	3	3	3	3	1	2	1	2	-	-	-	1

High-3: Medium-2: Low-1

Semester: VI						
BIO INSPIRED ENGINEERING (GROUP E: GLOBAL ELECTIVE) (Theory)						
Course Code	:	18G6E02		CIE	:	100 Marks
Credits: L:T:P	:	3:0:0		SEE	:	100 Marks
Total Hours	:	39 L		SEE Duration	:	3.00 Hours
Course Learning Objectives: The students will be able to						
1	To familiarize engineering students with basic biological concepts					
2	Utilize the similarities noted in nature for a particular problem to bring inspiration to the designer.					
3	Explain applications such as smart structures, self-healing materials, and robotics relative to their biological analogs					
4	To gain an understanding that the design principles from nature can be translated into novel devices and structures.					

Unit-I		08 Hrs
Introduction to biological systems: General and Special biomolecules, Plant, animal and microbial cell types, Somatic and Sensory system. Plant process - Photosynthesis. Neural networks, Neuron models–Signal encoding architecture, Synaptic plasticity–Supervised, unsupervised and reinforcement learning, Evolution of artificial neural networks–Hybrid neural systems with case study Harvesting Desert Fog.		
Unit – II		08 Hrs
Introduction to Biomimetics: Introduction to micro architectural aspects. Structures and physical functions of biological composites of engineering – related case study: Camera from eyes, clothing designs and hooks from Velcro Criteria for future materials design and processing. Computation Cellular systems: Cellular automata – modelling with cellular systems with cellular systems – artificial life – analysis and synthesis of cellular systems: Nature's Water Filter.		
Unit –III		08 Hrs
Engineering of synthetic organs: Growth, development and principle of artificial skins, hearing aids, artificial limbs, artificial lungs and artificial lever. Implants-working principle of pacemaker, Breast Implants, Artificial Eye Lenses, Blood sugar monitoring, artificial heart. Application of Spine Screws, Rods and Artificial Discs, Metal Screws, Pins, Plates and Rods		
Unit –IV		07 Hrs
Biosimilars: Introduction, characteristics and bioequivalence. Criteria for Bioequivalence, Development of Biosimilars, Statistical Methods for Assessing Biosimilarity, Issues on Immunogenicity Studies, Regulatory Requirements, Stability Analysis of Biosimilar Products, Challenges involved in Biosimilars.		
Unit –V		08 Hrs
Biomechatronics: Introduction to MEMS based devices, Evolution of behavioural systems, learning in behavioural systems – co evolution of body and control. Behaviour in cognitive science and artificial intelligence. Biological inspiration for robots, Robots as biological models and robotics behaviour, Application of sleek scale of shark skin.		

Course Outcomes: After completing the course, the students will be able to	
CO1:	Remember and explain the concepts of biological and physiological processes
CO2:	Elucidate the basic principles for design and development of biological systems.
CO3:	Differentiate biological phenomena to support inspiration for visual and conceptual design problems

CO4:	Develop technical solutions to customer needs by utilizing a variety of bio-inspiration techniques.
-------------	---

Reference Books	
1	Yoseph Bar-Cohen. Biomimetics: Biologically Inspired Technologies D. Floreano and C. Mattiussi, "Bio-Inspired Artificial Intelligence", CRC Press, 2018. ISBN: 1420037714, 9781420037715.
2	Bououdina, Mohamed. Emerging Research on Bioinspired Materials Engineering. IGI Global, 2016. ISBN: 1466698128, 9781466698123.
3	Christopher H. M. Jenkins. Bio-Inspired Engineering. Momentum Press, 2011. ISBN: 1606502255, 9781606502259.
4	Göran Pohl, Werner Nachtigall. Biomimetics for Architecture & Design: Nature - Analogies – Technology. Springer, 2019. ISBN: 3319191209, 978331919120

Continuous Internal Evaluation (CIE); Theory (100 Marks)

CIE is executed by way of quizzes (Q), tests (T) and experiential learning (EL). A minimum of three quizzes are conducted and each quiz is evaluated for 10 marks adding up to 30 marks. All quizzes are conducted online. Faculty may adopt innovative methods for conducting quizzes effectively. The number of quizzes may be more than three also. The three tests are conducted for 50 marks each and the sum of the marks scored from three tests is reduced to 50. The marks component for experiential learning is 20. **Total CIE is 30(Q) +50(T) +20(EL) =100 Marks.**

Semester End Evaluation (SEE); Theory (100 Marks)

SEE for 100 marks is executed by means of an examination. The Question paper for the course contains two parts, Part – A and Part – B. Part – A consists of objective type questions for 20 marks covering the complete syllabus. Part – B consists of five main questions, one from each unit for 16 marks adding up to 80 marks. Each main question may have sub questions. The question from Units I, IV and V have no internal choice. Units II and III have internal choice in which both questions cover the entire unit having the same complexity in terms of COs and Bloom's taxonomy level.

CO-PO Mapping												
CO/PO	PO1	PO2	PO3	PO4	PO5	PO6	PO7	PO8	PO9	PO10	PO11	PO12
CO1	2	3	-	-	1	3	2	-	1	1	1	-
CO2	3	3	2	3	2	-	1	2	-	1	2	-
CO3	2	2	2	3	3	3	2	2	-	1	2	2
CO4	2	2	3	3	2	-	1	2	1	-	-	-

High-3: Medium-2: Low-1

Semester: VI						
SUSTAINABLE TECHNOLOGY (GROUP E: GLOBAL ELECTIVE) (Theory)						
Course Code	:	18G6E03		CIE	:	100 Marks
Credits: L:T:P	:	3:0:0		SEE	:	100 Marks
Total Hours	:	39L		SEE Duration	:	3.00 Hours
Course Learning Objectives: The students will be able to						
1	Understand the fundamental concepts related to interaction of industrial and ecological systems.					
2	Understand the basic concepts of life cycle assessment.					
3	Demonstrate life cycle assessment methodology using appropriate case studies.					
4	Use concepts of systems-based, trans-disciplinary approach to sustainability.					

Unit-I		08 Hrs
Introduction to sustainability: Introduction to Sustainability Concepts and Life Cycle Analysis, Material flow and waste management, Chemicals and Health Effects, Character of Environmental Problems		
Unit – II		07 Hrs
Environmental Data Collection and LCA Methodology: Environmental Data Collection Issues, Statistical Analysis of Environmental Data, Common Analytical Instruments, Overview of LCA Methodology. – Goal, Definition.		
Unit –III		08 Hrs
Life Cycle Assessment: Life Cycle Impact Assessment, Life Cycle Interpretation, LCA Benefits and Drawbacks. Wet Biomass Gasifiers: Introduction, Classification of feedstock for biogas generation, Biomass conversion technologies: Photosynthesis, Biogas generation, Factors affecting bio-digestion, Classification of biogas plants, Floating drum plant and fixed dome plant their advantages and disadvantages.		
Unit –IV		08 Hrs
Design for Sustainability: Green Sustainable Materials, Environmental Design for Sustainability. Dry Biomass Gasifiers: Biomass energy conversion routes, Thermal gasification of biomass, Classification of gasifiers, Fixed bed systems:		
Unit –V		08 Hrs
Case Studies: Odor Removal for Organics Treatment Plant, Bio-methanation, Bioethanol production. Bio fuel from water hyacinth.		

Course Outcomes: After completing the course, the students will be able to	
CO1:	Understand the sustainability challenges facing the current generation, and systems-based approaches required to create sustainable solutions for society.
CO2:	Identify problems in sustainability and formulate appropriate solutions based on scientific research, applied science, social and economic issues.
CO3:	Apply scientific method to a systems-based, trans-disciplinary approach to sustainability
CO4:	Formulate appropriate solutions based on scientific research, applied science, social and economic issues.

Reference Books	
1	Sustainable Engineering Principles and Practice, Bavik R Bhakshi, 2019, Cambridge University Press, ISBN - 9781108333726.

2	Environmental Life Cycle Assessment, Olivier Jolliet, Myriam Saade-Sbeih, Shanna Shaked, Alexandre Jolliet, Pierre Crettaz , 1 st Edition, CRC Press, ISBN: 9781439887660 .
3	Sustainable Engineering: Drivers, Metrics, Tools, and Applications, Krishna R. Reddy, Claudio Cameselle, Jeffrey A. Adams, 2019, John Wiley & Sons, ISBN-9781119493938

Continuous Internal Evaluation (CIE); Theory (100 Marks)

CIE is executed by way of quizzes (Q), tests (T) and experiential learning (EL). A minimum of three quizzes are conducted and each quiz is evaluated for 10 marks adding up to 30 marks. All quizzes are conducted online. Faculty may adopt innovative methods for conducting quizzes effectively. The number of quizzes may be more than three also. The three tests are conducted for 50 marks each and the sum of the marks scored from three tests is reduced to 50. The marks component for experiential learning is 20. **Total CIE is 30(Q) +50(T) +20(EL) =100 Marks.**

Semester End Evaluation (SEE); Theory (100 Marks)

SEE for 100 marks is executed by means of an examination. The Question paper for the course contains two parts, Part – A and Part – B. Part – A consists of objective type questions for 20 marks covering the complete syllabus. Part – B consists of five main questions, one from each unit for 16 marks adding up to 80 marks. Each main question may have sub questions. The question from Units I, IV and V have no internal choice. Units II and III have internal choice in which both questions cover entire unit having same complexity in terms of COs and Bloom's taxonomy level.

CO-PO Mapping												
CO/PO	PO1	PO2	PO3	PO4	PO5	PO6	PO7	PO8	PO9	PO10	PO11	PO12
CO1	3	2	-	-	-	-	-	-	-	1	-	1
CO2	3	2	2	1	-	-	-	-	-	1	-	1
CO3	3	3	2	2	-	-	-	-	-	1	-	1
CO4	3	3	3	3	-	-	-	-	-	1	-	1

High-3: Medium-2: Low-1

Semester: VI					
GRAPH THEORY					
(GROUP E: GLOBAL ELECTIVE)					
(Theory)					
Course Code	:	18G6E04		CIE Marks	: 100 Marks
Credits: L:T:P	:	3:0:0		SEE Marks	: 100 Marks
Total Hours	:	39L		SEE Duration	: 3.00 Hours

Course Learning Objectives: The students will be able to	
1	Understand the basics of graph theory and their various properties.
2	Model problems using graphs and to solve these problems algorithmically.
3	Apply graph theory concepts to solve real world applications like routing, TSP/traffic control, etc.
4	Optimize the solutions to real problems like transport problems etc.,

UNIT-I	07 Hrs
Introduction to graph theory Introduction, Mathematical preliminaries, definitions and examples of graphs, degrees and regular graphs, sub graphs, directed graphs, in degrees and out degrees in digraphs. Basic concepts in graph theory Paths and cycles, connectivity, homomorphism and isomorphism of graphs, connectivity in digraphs.	
UNIT-II	09 Hrs
Graph representations, Trees, Forests Adjacency matrix of a graph, Incidence matrix of a graph, Adjacency lists, Trees and properties of trees, Characterization of trees, Centers of trees, Rooted trees, Binary trees, Spanning trees and forests, Spanning trees of complete graphs, An application to electrical networks, Minimum cost spanning trees.	
UNIT-III	09 Hrs
Fundamental properties of graphs and digraphs Bipartite graphs, Eulerian graphs, Hamiltonian graphs, Hamiltonian cycles in weighted graphs, Eulerian digraphs. Planar graphs, Connectivity and Flows Embedding in surfaces, Euler's formula, Characterization of planar graphs, Kuratowski's theorem, Dual of a planar graphs.	
UNIT-IV	07 Hrs
Matchings and Factors Min-Max theorem, Independent sets and covers, Dominating sets, maximum bipartite matching. Coloring of graphs The chromatic number of a graph, Results for general graphs, The chromatic polynomial of a graph, Basic properties of chromatic polynomial, chordal graphs, powers of graphs, Edge coloring of graphs	
UNIT-V	07Hrs
Graph algorithms Graph connectivity algorithms, Breadth first search and Depth first search, Shortest path algorithms, Dijkstra's shortest path algorithm, Minimum cost spanning tree algorithms, Algorithm of Kruskal's and Prim's.	

Course Outcomes: After completing the course, the students will be able to	
CO1.	Understand and explore the basics of graph theory.
CO2.	Analyse the significance of graph theory in different engineering disciplines
CO3.	Demonstrate algorithms used in interdisciplinary engineering domains.
CO4.	Evaluate or synthesize any real world applications using graph theory.

Reference Books	
1.	Introduction to graph theory, Douglas B. West, 2 nd Edition, 2001, PHI, ISBN- 9780130144003, ISBN-0130144002.
2.	Graph Theory, Modeling, Applications and Algorithms, Geir Agnarsson, Raymond Greenlaw, Pearson Education, 1 st Edition, 2008, ISBN- 978-81-317-1728-8.
3.	Introduction to Algorithms, Cormen T.H., Leiserson C. E, Rivest R.L., Stein C., 3 rd Edition, 2010, PHI, ISBN:9780262033848

Continuous Internal Evaluation (CIE); Theory (100 Marks)

CIE is executed by the way of Tests (T), Quizzes (Q), and Experiential Learning (EL). Three tests are conducted for 50 marks each and the sum of the marks scored from three tests is reduced to 50. Minimum of three quizzes are conducted and each quiz is evaluated for 10 marks adding up to 30 marks. All quizzes are conducted online. Faculty may adopt innovative methods for conducting quizzes effectively. The number of quizzes may be more than three also. The marks component for experiential learning is 20.

Total CIE is 50 (T) +30 (Q) +20 (EL) = 100 Marks.

Semester End Evaluation (SEE); Theory (100 Marks)

SEE for 100 marks is executed by means of an examination. The Question paper for the course contains two parts, Part – A and Part – B. Part – A consists of objective type questions for 20 marks covering the complete syllabus. Part – B consists of five main questions, one from each unit for 16 marks adding up to 80 marks. Each main question may have sub questions. The question from Units I, IV and V have no internal choice. Units II and III have internal choice in which both questions cover entire unit having same complexity in terms of COs and Bloom's taxonomy level.

CO-PO Mapping												
CO/PO	PO1	PO2	PO3	PO4	PO5	PO6	PO7	PO8	PO9	PO10	PO11	PO12
CO1	1	1	-	-	-	-	-	-	1	1	-	-
CO2	2	3	2	1	-	-	-	-	2	2	-	1
CO3	2	2	3	2	-	-	-	-	2	2	-	1
CO4	2	2	3	2	-	1	-	-	2	2	-	1

High-3: Medium-2: Low-1

Semester: VI					
DISASTER MANAGEMENT (GROUP E: GLOBAL ELECTIVE) (Theory)					
Course Code	:	18G6E05		CIE	: 100 Marks
Credits: L:T:P	:	3:0:0		SEE	: 100 Marks
Total Hours	:	39L		SEE Duration	: 3.00 Hours
Course Learning Objectives: The students will be able to					
1	Study the environmental impact of natural and manmade calamities				
2	Learn to analyze and assess risk involved due to disasters.				
3	Understand the role of public participation.				
4	Learn the management tools and mitigation techniques.				

Unit-I	08 Hrs
Natural disasters and Disaster management Introduction to natural and Industrial Hazards- floods, landslides, earthquakes, volcanoes, avalanche, cyclones, drought, fire, release of effluents, harmful gases, Blast etc. Prediction and perception. Environmental risk due to project activities. Preparation of on-site and off-site disaster management plans - Pre disaster, actual disaster, Post disaster plans. Relief camp organization. Role of voluntary organization and armed forces during disasters.	
Unit – II	07 Hrs
Risk analysis and assessment Basic concept. Purpose of risk analysis. Analytical techniques and tools of risk assessment. Toxicology. Significance of risk. Risk characterization. Risk communication and Management, AI in emergency responses.	
Unit –III	08 Hrs
Environmental Impact Assessment (EIA) Definition, Basic concepts and principles of EIA. Regulatory framework in India. Environmental inventory. Base line studies. Over view of EIA studies.	
Unit –IV	08 Hrs
Assessment and Methodologies Physical, Biological, Natural resources, Socio economic and cultural environmental assessment. EIA methodologies- Adhoc, Matrix, Checklist approaches. Economic evaluation of impacts- cost benefits of EIA. Public participation in environmental decision making. Procedures for reviewing EIA analysis and statement. Decision methods for evaluation of alternatives.	
Unit –V	08 Hrs
Disaster Mitigation and Management Introduction, types, modes of disaster management, tools and techniques, primary and secondary data. Natural disasters its causes and remedies-Earthquake hazards-Causes and remedies, Flood and Drought assessment, causes and remedies, Landslides-causes and remedies. Fire hazards in buildings, Fire hazard management, Traffic management, Cyclones and hurricanes, inter department cooperation. Regional and global disaster mitigation.	

Course Outcomes: After completing the course, the students will be able to	
CO1:	Explain the different types of disasters and manage the pre and post disaster situation.
CO2:	Estimate and communicate the risk by conducting the risk assessment and Environmental Impact Assessment
CO3:	Identify the methods of disaster mitigation based on the basis of the risk assessment.

CO4:	Analyze and evaluated the impact of measures adopted to mitigate the impacts.
-------------	---

Reference Books	
1	Environmental Impact Analysis Hand Book, John G Rau and David C Wooten, Edition: 2013, ISBN: 978-0070512177.
2	Introduction to environmental Impact assessment, John Glasson, RikiTherivel, Andrew Chadwick, Edition: 2012, Research Press, ISBN:000-0415664705.2005, Reliance Publishing House, New Delhi.
3	Natural Disaster Reduction, Girish K Mishrta, G C Mathew (eds), Edition, 2005, Reliance Publishing House, New Delhi,
4	Remote Sensing and Image Interpretation, Thomas M. Lillisand and R.W. Keifer, 6 th Edition, 2002, John Wiley, ISBN:9780470052457.

Continuous Internal Evaluation (CIE); Theory (100 Marks)

CIE is executed by the way of Tests (T), Quizzes (Q,) and Experiential Learning (EL). Three tests are conducted for 50 marks each and the sum of the marks scored from three tests is reduced to 50. Minimum of three quizzes are conducted and each quiz is evaluated for 10 marks adding up to 30 marks. All quizzes are conducted online. Faculty may adopt innovative methods for conducting quizzes effectively. The number of quizzes may be more than three also. The marks component for experiential learning is 20.

Total CIE is 50 (T) + 30 (Q) + 20 (EL) = 100 Marks.

Semester End Evaluation (SEE); Theory (100 Marks)

SEE for 100 marks is executed by means of an examination. The Question paper for the course contains two parts, Part – A and Part – B. Part – A consists of objective type questions for 20 marks covering the complete syllabus. Part – B consists of five main questions, one from each unit for 16 marks adding up to 80 marks. Each main question may have sub questions. The question from Units I, IV and V have no internal choice. Units II and III have internal choice in which both questions cover entire unit having same complexity in terms of COs and Bloom's taxonomy level.

CO-PO Mapping												
CO/PO	PO1	PO2	PO3	PO4	PO5	PO6	PO7	PO8	PO9	PO10	PO11	PO12
CO1	-	1	1	-	-	1	1	-	-	-	-	-
CO2	-	2	1	-	-	2	1	1	-	-	-	-
CO3	-	2	1	-	-	2	1	3	-	-	-	-
CO4	-	1	1	-	-	3	2	1	-	-	-	-

High-3: Medium-2: Low-1

Semester: VI				
WEARABLE ELECTRONICS (GROUP E: GLOBAL ELECTIVE) (Theory)				
Course Code	:	18G6E06	CIE	: 100 Marks
Credits: L:T:P	:	3:0:0	SEE	: 100 Marks
Total Hours	:	39L	SEE Duration	: 3.00 Hours
Course Learning Objectives: The students will be able to				
1	Explain the types and application of wearable sensor.			
2	Describe the working of sensitivity, conductivity and energy generation in wearable devices.			
3	Explain the various facets of wearable application, advantage & challenges.			
4	Understand different testing and calibration in wearable devices.			

Unit-I	08 Hrs
Introduction: world of wearable (WOW), Role of wearable, The Emerging Concept of Big Data, The Ecosystem Enabling Digital Life, Smart Mobile Communication Devices, Attributes of Wearables, Taxonomy for Wearables, Advancements in Wearables, Textiles and Clothing, Applications of Wearables. [Ref 1: Chapter 1.1]	
Unit – II	08 Hrs
Wearable Bio and Chemical Sensors: Introduction, System Design, Microneedle Technology, Sampling Gases, Types of Sensors, Challenges in Chemical Biochemical Sensing, Sensor Stability, Interface with the Body, Textile Integration, Power Requirements, Applications: Personal Health, Sports Performance, Safety and Security, Case studies. [Ref 1: Chapter 2.1]	
Unit –III	07 Hrs
Smart Textile: Conductive fibres for electronic textiles: an overview, Types of conductive fibre, Applications of conductive fibres, Bulk conductive polymer yarn, Bulk conductive polymer yarn, Techniques for processing CPYs, Wet-spinning technique, Electrospinning technique, case studies, Hands on project in wearable textile: Solar Backpack, LED Matrix wallet. [Ref 2: Chapter 1,2] & [Ref 3: Chapter 6,9]	
Unit –IV	08 Hrs
Energy Harvesting Systems: Introduction, Energy Harvesting from Temperature Gradient, Thermoelectric Generators, Dc-Dc Converter Topologies, Dc-Dc Converter Design for Ultra-Low Input Voltages, Energy Harvesting from Foot Motion, Ac-Dc Converters, Wireless Energy Transmission, Energy Harvesting from Light, Case studies. [Ref 1: Chapter 4.1]	
Unit –V	08 Hrs
Wearable antennas for communication systems: Introduction, Background of textile antennas, Design rules for embroidered antennas, Integration of embroidered textile surfaces onto polymer substrates, Characterizations of embroidered conductive, textiles at radio frequencies, RF performance of embroidered textile antennas, Applications of embroidered antennas. [Ref 2: Chapter 10]	

Course Outcomes: After completing the course, the students will be able to	
CO1:	Describe the different types and wearable sensors, textile, energy harvesting systems and antenna
CO2:	Analysis measurable quantity and working of wearable electronic devices.
CO3:	Determine & interpret the outcome of the wearable devices and solve the design challenges
CO4:	Analyse and Evaluate the wearable device output parameter in real time scenario or given problem statement.

Reference Books	
1	Wearable Sensors: Fundamentals, Implementation and Applications, Edward Sazonov, Michael R. Neuman Academic Press, 1 st Edition, 2014, ISBN-13: 978-0124186620.
2	Electronic Textiles: Smart Fabrics and Wearable Technology, Tilak Dias, Woodhead Publishing; 1 st Edition, ISBN-13: 978-0081002018.
3	Make It, Wear It: Wearable Electronics for Makers, Crafters, and Cosplayers, McGraw-Hill Education, 1 st Edition, ISBN-13: 978-1260116151.
4	Flexible and Wearable Electronics for Smart Clothing: Aimed to Smart Clothing, Gang Wang, Chengyi Hou, Hongzhi Wang, Wiley, 1 st Edition, ISBN-13: 978-3527345342
5	Printed Batteries: Materials, Technologies and Applications, Senentxu Lanceros-Méndez, Carlos Miguel Costa, Wiley, 1 st Edition, ISBN-13: 978-1119287421

Continuous Internal Evaluation (CIE); Theory (100 Marks)

CIE is executed by the way of Tests (T), Quizzes (Q,) and Experiential Learning (EL). Three tests are conducted for 50 marks each and the sum of the marks scored from three tests is reduced to 50. Minimum of three quizzes are conducted and each quiz is evaluated for 10 marks adding up to 30 marks. All quizzes are conducted online. Faculty may adopt innovative methods for conducting quizzes effectively. The number of quizzes may be more than three also. The marks component for experiential learning is 20.

Total CIE is 50 (T) +30 (Q) +20 (EL) = 100 Marks.

Semester End Evaluation (SEE); Theory (100 Marks)

SEE for 100 marks is executed by means of an examination. The Question paper for the course contains two parts, Part – A and Part – B. Part – A consists of objective type questions for 20 marks covering the complete syllabus. Part – B consists of five main questions, one from each unit for 16 marks adding up to 80 marks. Each main question may have sub questions. The question from Units I, IV and V have no internal choice. Units II and III have internal choice in which both questions cover entire unit having same complexity in terms of COs and Bloom's taxonomy level.

CO-PO Mapping												
CO/PO	PO1	PO2	PO3	PO4	PO5	PO6	PO7	PO8	PO9	PO10	PO11	PO12
CO1	2	2	3	-	-	-	-	-	-		-	-
CO2	3	2	2	3	-	-	-	2	2		-	-
CO3	2	2	3	3	-	-	-	2	2		-	-
CO4	3	3	3	3	2	3	2	3	3	3	2	3

High-3: Medium-2: Low-1

Semester: VI					
ENERGY AUDITING AND MANAGEMENT (GROUP E: GLOBAL ELECTIVE) (Theory)					
Course Code	:	18G6E07		CIE	: 100 Marks
Credits: L:T:P	:	3:0:0		SEE	: 100 Marks
Total Hours	:	39L		SEE Duration	: 3.00 Hours
Course Learning Objectives: The students will be able to					
1	Understand the need for energy audit, energy management and the concepts of both.				
2	Explain Processes for energy audit of electrical systems.				
3	Design and develop processes for energy audit of mechanical systems.				
4	Prepare the format for energy audit of buildings and lighting systems.				

Unit-I		06 Hrs
Types of Energy Audit and Energy-Audit Methodology: Definition of Energy Audit, Place of Audit, Energy – Audit Methodology, Financial Analysis, Sensitivity Analysis, Project Financing Options, Energy Monitoring and Training.		
Survey Instrumentation: Electrical Measurement, Thermal Measurement, Light Measurement, Speed Measurement, Data Logger and Data Acquisition System,		
Energy Audit of a Power Plant: Indian Power Plant Scenario, Benefit of Audit, Types of Power Plants, Energy Audit of Power Plant.		
Unit – II		10 Hrs
Electrical-Load Management: Electrical Basics, Electrical Load Management, Variable-Frequency Drives, Harmonics and its Effects, Electricity Tariff, Power Factor, Transmission and Distribution Losses.		
Energy Audit of Motors: Classification of Motors, Parameters related to Motors, Efficiency of a Motor, Energy Conservation in Motors, BEE Star Rating and Labelling.		
Energy Audit of Pumps, Blowers and Cooling Towers: Pumps, Fans and Blowers, Cooling Towers		
Unit -III		10 Hrs
Energy Audit of Boilers: Classification of Boilers, Parts of Boiler, Efficiency of a Boiler, Role of excess Air in Boiler Efficiency, Energy Saving Methods.		
Energy Audit of Furnaces: Parts of a Furnace, classification of Furnaces, Energy saving Measures in Furnaces, Furnace Efficiency		
Energy Audit of Steam-Distribution Systems : Steam as Heating Fluid, Steam Basics, Requirement of Steam, Pressure, Piping, Losses in Steam Distribution Systems, Energy Conservation Methods		
Unit –IV		07 Hrs
Compressed Air System: Classification of Compressors, Types of Compressors, Compressed Air – System Layout, Energy – Saving Potential in a Compressed – Air System.		
Energy Audit of HVAC Systems: Introduction to HVAC, Components of Air – Conditioning System, Types of Air – Conditioning Systems, Human Comfort Zone and Psychrometry, Vapour – Compression Refrigeration Cycle, Energy Use Indices, Impact of Refrigerants on Environment and Global Warming, Energy – Saving Measures in HVAC, Star Rating and Labelling by BEE.		
Unit –V		06 Hrs
Energy Audit of Lighting Systems: Fundamentals of Lighting, Different Lighting Systems, Ballasts, Fixtures (Luminaries), Reflectors, Lenses and Louvres, Lighting Control Systems, Lighting System Audit, Energy Saving Opportunities.		

Energy Audit Applied to Buildings: Energy – Saving Measures in New Buildings, Water Audit, Method of Audit, General Energy – Savings Tips Applicable to New as well as Existing Buildings.

Course Outcomes: After completing the course, the students will be able to	
CO1:	Explain the need for energy audit, prepare a flow for audit and identify the instruments needed.
CO2:	Design and perform the energy audit process for electrical systems.
CO3:	Design and perform the energy audit process for mechanical systems
CO4:	Propose energy management scheme for a building

Reference Books	
1	Handbook of energy audit, Sonal Desai, Kindle Edition, 2015, McGraw Hill Education, ISBN: 9339221346, 9789339221348
2	Energy management handbook, Wayne C Turner and Steve Doty, 6 th Edition, 2015, CRC Press, ISBN: 0-88173-542-6
3	Energy management, Sanjeev Singh and Umesh Rathore, 1 st Edition, 2016, Katson Books, ISBN 10: 9350141019, ISBN 13: 9789350141014
4	Energy audit of building systems, Moncef Krarti, 2 nd Edition, 2010, CRC Press ISBN: 9781439828717

Continuous Internal Evaluation (CIE); Theory (100 Marks)

CIE is executed by the way of Tests (T), Quizzes (Q,) and Experiential Learning (EL). Three tests are conducted for 50 marks each and the sum of the marks scored from three tests is reduced to 50. Minimum of three quizzes are conducted and each quiz is evaluated for 10 marks adding up to 30 marks. All quizzes are conducted online. Faculty may adopt innovative methods for conducting quizzes effectively. The number of quizzes may be more than three also. The marks component for experiential learning is 20.

Total CIE is 50 (T) +30 (Q) +20 (EL) = 100 Marks.

Semester End Evaluation (SEE); Theory (100 Marks)

SEE for 100 marks is executed by means of an examination. The Question paper for the course contains two parts, Part – A and Part – B. Part – A consists of objective type questions for 20 marks covering the complete syllabus. Part – B consists of five main questions, one from each unit for 16 marks adding up to 80 marks. Each main question may have sub questions. The question from Units I, IV and V have no internal choice. Units II and III have internal choice in which both questions cover entire unit having same complexity in terms of COs and Bloom’s taxonomy level.

CO-PO Mapping												
CO/PO	PO1	PO2	PO3	PO4	PO5	PO6	PO7	PO8	PO9	PO10	PO11	PO12
CO1	2	2	2	2	1	2	3	2	1	1	1	2
CO2	3	3	2	2	2	2	3	2	1	1	2	2
CO3	3	3	2	2	2	2	3	2	1	1	2	2
CO4	3	3	2	2	2	2	3	3	1	1	2	2

High-3: Medium-2: Low-1

Semester: VI					
VIRTUAL INSTRUMENTATION & APPLICATIONS					
(GROUP E: GLOBAL ELECTIVE)					
(Theory)					
Course Code	:	18G6E08		CIE	: 100 Marks
Credits: L:T:P	:	3:0:0		SEE	: 100 Marks
Total Hours	:	39L		SEE Duration	: 3.00 Hours
Course Learning Objectives: The students will be able to					
1	Understanding the difference between conventional and graphical programming				
2	Differentiating the real time and virtual instrument.				
3	Analyzing the basics of data acquisition and learning the concepts of data acquisition with LabVIEW				
4	Developing a real time application using myRIO and myDAQ programming concepts.				

Unit-I	07 Hrs
Basic of Virtual Instrumentation, Introduction to Lab VIEW, Components of LabVIEW and Labels., Controller, Indicators data types, wiring tool, debugging tools, Creating Sub-Vis, Boolean, - Mechanical action- switch, and latch actions, Enum, Text, Ring, Type Def, Strict Type Def.	
Unit – II	09 Hrs
For Loop, While Loop , Shift registers, stack shift register , feedback node, and tunnel , elapsed time, wait function, Case structures, formula node, Sequence structures, Local and Global variables.	
Unit –III	09 Hrs
Arrays and clusters, Visual display types- graphs, charts, XY graph, Introduction to String Functions, LabVIEW String Functions, Typical examples, File Formats, File I/O Functions, File operation	
Unit –IV	07 Hrs
Design Pattern- Producer-Consumer Model, Event Structure Model, Master-Slave Model, State Machine Model, Synchronization using Semaphore, Introduction to DAQ System, Measurement and Automation Explorer, DAQ Assistants, Analysis Assistants, Instrument Assistant, Real time application using myDAQ Configured it as Virtual labs, Counters, Low level Lab-VIEW Program,	
Unit –V	07 Hrs
Signal Processing Application- Fourier transforms, Power spectrum, Correlation methods, windowing & flittering , Real time application using myRIO, Communication protocol (SPI, I2C, UART) for Embedded Applications, Configure myRIO for speed control of DC Motor using encoder, Keypad application, LCD, IR Sensor, , and onboard sensors. Development of control system, Image acquisition and processing	

Course Outcomes: After completing the course, the students will be able to	
CO1:	Remember and understand the fundamentals of Virtual Instrumentation and data Acquisition.
CO2:	Apply the theoretical concepts to realize practical systems.
CO3:	Analyze and evaluate the performance of Virtual Instrumentation Systems.
CO4:	Create a VI system to solve real time problems using data acquisition.

Reference Books	
1	Jovitha Jerome, Virtual instrumentation Using LabVIEW,4 th Edition, 2010, PHI Learning Pvt.Ltd , ISBN: 978-8120340305

2	Sanjay Gupta & Joseph John, Virtual Instrumentation Using LabVIEW, 2 nd Edition, 2017, Tata McGraw Hill Publisher Ltd, ISBN : 978-0070700284
3	Lisa. K. Wills, LabVIEW for Everyone, 2 nd Edition, 2008, Prentice Hall of India, , ISBN : 978-013185672
4	Garry Johnson, Richard Jennings, LabVIEW Graphical Programming, , 4 th Edition , 2017, McGraw Hill Professional, ISBN: 978-1259005336

Continuous Internal Evaluation (CIE); Theory (100 Marks)

CIE is executed by the way of Tests (T), Quizzes (Q,) and Experiential Learning (EL). Three tests are conducted for 50 marks each and the sum of the marks scored from three tests is reduced to 50. Minimum of three quizzes are conducted and each quiz is evaluated for 10 marks adding up to 30 marks. All quizzes are conducted online. Faculty may adopt innovative methods for conducting quizzes effectively. The number of quizzes may be more than three also. The marks component for experiential learning is 20.

Total CIE is 50 (T) +30 (Q) +20 (EL) = 100 Marks.

Semester End Evaluation (SEE); Theory (100 Marks)

SEE for 100 marks are executed by means of an examination. The Question paper for the course contains two parts, Part – A and Part – B. Part – A consists of objective type questions for 20 marks covering the complete syllabus. Part – B consists of five main questions, one from each unit for 16 marks adding up to 80 marks. Each main question may have sub questions. The question from Units I, IV and V have no internal choice. Units II and III have internal choice in which both questions cover entire unit having same complexity in terms of COs and Bloom’s taxonomy level.

CO-PO Mapping												
CO/PO	PO1	PO2	PO3	PO4	PO5	PO6	PO7	PO8	PO9	PO10	PO11	PO12
CO1	1	1	1	-	-	-	-	-	1	1	-	1
CO2	1	3	2	1	2	-	-	-	1	1	-	1
CO3	2	2	3	3	3	-	-	-	1	1	-	2
CO4	1	2	2	3	3	1	0	2	3	2	1	2

High-3: Medium-2: Low-1

Semester: VI					
SYSTEMS ENGINEERING					
(GROUP E: GLOBAL ELECTIVE)					
(Theory)					
Course Code	:	18G6E09		CIE	: 100 Marks
Credits: L:T:P	:	3:0:0		SEE	: 100 Marks
Total Hours	:	39 L		SEE Duration	: 3.00 Hours
Course Learning Objectives:					
1.	Understand the Life Cycle of Systems.				
2.	Explain the role of Stake holders and their needs in organizational systems.				
3.	Develop and Document the knowledge base for effective systems engineering processes.				
4.	Apply available tools, methods and technologies to support complex high technology systems.				
5.	Create the frameworks for quality processes to ensure high reliability of systems.				

UNIT-I		06 Hrs
<p>System Engineering and the World of Modern System: What is System Engineering?, Origins of System Engineering, Examples of Systems Requiring Systems Engineering, System Engineering viewpoint, Systems Engineering as a Profession, The power of Systems Engineering, problems.</p> <p>Structure of Complex Systems: System building blocks and interfaces, Hierarchy of Complex systems, System building blocks, The system environment, Interfaces and Interactions.</p> <p>The System Development Process: Systems Engineering through the system Life Cycle, Evolutionary Characteristics of the development process, The system engineering method, Testing throughout system development, problems.</p>		
UNIT – II		10 Hrs
<p>Systems Engineering Management: Managing systems development and risks, Work breakdown structure (WBS), System Engineering Management Plan (SEMP), Risk Management, Organization of Systems Engineering, Systems Engineering Capability Maturity Assessment, Systems Engineering standards, Problem.</p> <p>Needs Analysis: Originating a new system, Operations analysis, Functional analysis, Feasibility analysis, Feasibility definition, Needs validation, System operational requirements, problems.</p> <p>Concept Exploration: Developing the system requirements, Operational requirements analysis, Performance requirements formulation, Implementation concept exploration, Performance requirements validation, problems.</p>		
UNIT – III		10 Hrs
<p>Concept Definition: Selecting the system concept, Performance requirements analysis, Functional analysis and formulation, Concept selection, Concept validation, System Development planning, System Functional Specifications, problems</p> <p>Advanced Development: Reducing program risks, Requirements analysis, Functional Analysis and Design, Prototype development, Development testing, Risk reduction, problems.</p>		
UNIT – IV		07 Hrs
<p>Engineering Design: Implementing the System Building blocks, requirements analysis, Functional analysis and design, Component design, Design validation, Configuration Management, problems.</p> <p>Integration and Evaluation: Integrating, Testing and evaluating the total system, Test planning and preparation, System integration, Developmental system testing, Operational test and evaluation, problems.</p>		
UNIT – V		06 Hrs
<p>Production: Systems Engineering in the factory, Engineering for production, Transition from development to production, Production operations, Acquiring a production knowledge base, problems.</p>		

Operations and support: Installing, maintenance and upgrading the system, Installation and test, In-service support, Major system upgrades: Modernization, Operational factors in system development, problems.

Course Outcomes: After completing the course, the students will be able to

CO1:	Understand the Life Cycle of Systems.
CO2:	Explain the role of Stake holders and their needs in organizational systems.
CO3:	Develop and Document the knowledge base for effective systems engineering processes.
CO4:	Apply available tools, methods and technologies to support complex high technology systems.
CO5:	Create the frameworks for quality processes to ensure high reliability of systems.

Reference Books:

1.	Systems Engineering – Principles and Practice, Alexander Kossoaikoff, William N Sweet, 2012, John Wiley & Sons, Inc, ISBN: 978-81-265-2453-2
2.	Handbook of Systems Engineering and Management, Andrew P. Sage, William B. Rouse, 1999, John Wiley & Sons, Inc., ISBN 0-471-15405-9
3.	General System Theory: Foundation, Development, Applications, Ludwig von Bertalanffy, 1973, Penguin University Books, ISBN: 0140600043, 9780140600049.
4.	Systems Engineering and Analysis, Blanchard, B., and Fabrycky, W., 5th edition, 2010, Prentice Hall, Saddle River, NJ, USA

Continuous Internal Evaluation (CIE); Theory (100 Marks)

CIE is executed by way of quizzes (Q), tests (T) and experiential learning (EL). A minimum of three quizzes are conducted and each quiz is evaluated for 10 marks adding up to 30 marks. All quizzes are conducted online. Faculty may adopt innovative methods for conducting quizzes effectively. The number of quizzes may be more than three also. The three tests are conducted for 50 marks each and the sum of the marks scored from three tests is reduced to 50. The marks component for experiential learning is 20. **Total CIE is 30(Q) +50(T) +20(EL) =100 Marks.**

Semester End Evaluation (SEE); Theory (100 Marks)

SEE for 100 marks is executed by means of an examination. The Question paper for the course contains two parts, Part A and Part B. Part A consists of objective type questions for 20 marks covering the complete syllabus. Part B consists of five main questions, one from each unit for 16 marks adding up to 80 marks. Each main question may have sub questions. The question from Units I, IV and V have no internal choice. Units II and III have internal choice in which both questions cover entire unit having same complexity in terms of COs and Bloom's taxonomy level.

CO-PO mapping												
CO/PO	PO1	PO2	PO3	PO4	PO5	PO6	PO7	PO8	PO9	PO10	PO11	PO12
CO1	1	-	-	-	-	1	-	-	-	-	-	1
CO2	-	2	3	-	1	-	-	1	-	-	2	-
CO3	-	3	-	-	-	2	2	1	-	3	2	-
CO4	-	-	2	1	-	-	-	-	-	-	-	-
CO5	1	1	-	2	-	1	2	-	3	-	-	-

High-3: Medium-2: Low-1

Semester: VI						
INTRODUCTION TO MOBILE APPLICATION DEVELOPMENT (GROUP E: GLOBAL ELECTIVE) (Theory)						
Course Code	:	18G6E10		CIE	:	100 Marks
Credits: L:T:P	:	3:0:0		SEE	:	100 Marks
Total Hours	:	39L		SEE Duration	:	3.00 Hours
Course Learning Objectives: The students will be able to						
1	Comprehend the knowledge on essentials of android application development.					
2	Demonstrate the basic and advanced features of android technology.					
3	Develop the skills in designing and building mobile applications using android platform.					
4	Create, debug and publish innovative mobile applications using android Platform.					
5	Comprehend the knowledge on essentials of android application development.					
Unit-I					08 Hrs	
Introduction: Smart phone operating systems and smart phones applications. Introduction to Android, Installing Android Studio, creating an Android app project, deploying the app to the emulator and a device. UI Design: Building a layout with UI elements, Layouts, Views and Resources, Text and Scrolling Views. Activities and Intents, The Activity Lifecycle, Managing State, Activities and Implicit Intents, Testing, debugging, and using support libraries, The Android Studio Debugger, Testing android app, The Android Support Library.						
Unit – II					08 Hrs	
User experience: User interaction, User Input Controls, Menus, Screen Navigation, RecyclerView, Delightful user experience, Drawables, Styles, and Themes, Material Design, Providing Resources for Adaptive Layouts, Testing app UI, Testing the User Interface						
Unit –III					08 Hrs	
Working in the background: Background Tasks, AsyncTask and Async Task Loader, Connect to the Internet, Broadcast Receivers, and Services. Triggering, scheduling and optimizing background tasks – Notifications, Scheduling Alarms, and Transferring Data Efficiently						
Unit –IV					08 Hrs	
All about data: Preferences and Settings, Storing Data, Shared Preferences, App Settings. Storing data using SQLite - SQLite Primer, SQLite Database. Sharing data with content providers. Loading data using loaders. Using Selection Widgets and Debugging, Displaying and Fetching Information, Using Dialogs and Fragments, Advanced Android Programming: Internet, Entertainment, and Services, Implementing drawing and animations. Displaying web pages and maps, communicating with SMS and emails. Creating and consuming services - Location based services, Sensors.						
Unit –V					07 Hrs	
Hardware Support & devices: Permissions and Libraries, Performance and Security. Firebase and AdMob, Publish and Polish, Multiple Form Factors, Using Google Services.						

Course Outcomes: After completing the course, the students will be able to	
CO1:	Comprehend the basic features of android platform and the application development process. Acquire familiarity with basic building blocks of Android application and its architecture.
CO2:	Apply and explore the basic framework, usage of SDK to build Android applications incorporating Android features in developing mobile applications.
CO3:	Demonstrate proficiency in coding on a mobile programming platform using advanced Android technologies, handle security issues, rich graphics interfaces, using debugging and troubleshooting tools.
CO4:	Create innovative applications, understand the economics and features of the app marketplace by offering the applications for download.

Reference Books	
1	Android Programming, Phillips, Stewart, Hardy and Marsicano, Big Nerd Ranch Guide, 2 nd Edition, 2015, ISBN-13 978-0134171494
2	Android Studio Development Essentials - Android 6, Neil Smyth, 2015, Createspace Independent Publishing Platform, ISBN: 9781519722089
3	Android Programming – Pushing the limits, Eric Hellman, 2013, Wiley, ISBN-13: 978-1118717370
4	Professional Android 2 Application Development, Reto Meier, Wiley India Pvt.Ltd 1 st Edition, 2012, ISBN-13: 9788126525898
5	Beginning Android 3, Mark Murphy, Apress Springer India Pvt Ltd, 1 st Edition, 2011, ISBN-13: 978-1-4302-3297-1
6	Android Developer Training - https://developers.google.com/training/android/ Android Testing Support Library - https://google.github.io/android-testing-support-library/

Continuous Internal Evaluation (CIE); Theory (100 Marks)

CIE is executed by way of quizzes (Q), tests (T) and Self-Study(S). A minimum of three quizzes are conducted and each quiz is evaluated for 10 marks adding up to 30 marks. All quizzes are conducted online. Faculty may adopt innovative methods for conducting quizzes effectively. The number of quizzes may be more than three also. The three tests are conducted for 50 marks each and the sum of the marks scored from three tests is reduced to 50. The marks component for Self-study is 20. The total marks of CIE are 100.

Semester End Evaluation (SEE); Theory (100 Marks)

SEE for 100 marks is executed by means of an examination. The Question paper for each course contains two parts, Part – A and Part – B. Part – A consists of objective type questions for 20 marks covering the complete syllabus. Part – B consists of five main questions, one from each unit for 16 marks adding up to 80 marks. Each main question may have sub questions. The question from Units I, IV and V have no internal choice. Units II and III have internal choice in which both questions cover entire unit having same complexity in terms of COs and Bloom's taxonomy level.

CO-PO Mapping												
CO/PO	PO1	PO2	PO3	PO4	PO5	PO6	PO7	PO8	PO9	PO10	PO11	PO12
CO1	2	-	-	-	3	-	-	-	-	-	-	2
CO2	3	-	-	-	3	-	-	-	-	-	1	2
CO3	-	3	3	-	3	-	1	-	-	2	1	3
CO4	3	3	3	1	3	2	1	2	2	1	1	3

High-3: Medium-2: Low-1

Semester: VI					
INDUSTRIAL AUTOMATION (GROUP E: GLOBAL ELECTIVE) (THEORY)					
Course Code	:	18G6E11		CIE	: 100 Marks
Credits: L:T:P	:	3:0:0		SEE	: 100 Marks
Total Hours	:	39 L		SEE Duration	: 3.00 Hours
Course Learning Objectives: The students will be able to					
1	Identify the various types of Actuators, sensors and switching devices used in industrial automation.				
2	Understand the fundamentals of CNC, PLC and Industrial robots.				
3	Describe the functions of hardware components for automation				
4	Prepare simple manual part programs for CNC and Ladder logic for PLC.				
5	Demonstrate the ability to develop suitable industrial automation systems using all the concepts				

Unit-I		06 Hrs
Overview of Automation in Industry		
Basic kinds of Industrial type equipment, automation and process control, mechanization vs automation, continuous and discrete control, basic elements of an automated system, advanced automation functions, levels of automation, basic automation circuits.		
Unit-II		10 Hrs
Sensors and Industrial Switching elements.		
Sensor terminology, Classification of sensors and transducers, Limit switch, Temperature sensors, Light sensors, position sensors, inductive and capacitive proximity sensors, optical encoders, Relays, Solenoids, moving part logic elements, fluidic elements, timers, comparisons between switching elements.		
Industrial Automation Synthesis		
Introductory principles, basic automation examples, meaning of the electrical and mechanical latch, automation circuits with sensors, design regulations and implementation.		
Unit-III		10 Hrs
Logical Design of Automation Circuits		
Postulates and theorems of Boolean algebra, Classical state diagrams, state diagrams with sensors, step by step transition due to discrete successive signal, state diagram with time relays, components state diagram method, state diagrams and minimum realisations, sequential automation systems, Applications – Bi directional lead screw movable worktable with two speeds, Palindromic movement of a worktable with memory.		
Elements of electro pneumatic actuation		
Basic elements of pneumatic system, pneumatic cylinders, Symbolic representations of pneumatic and electrical switching devices, Indirect control of double acting cylinders, memory control circuit, cascading design, automatic return motion, quick exhaust valve circuit, and cyclic operation of a cylinder, pressure sequence valve and time delay valve circuits. Automatic return motion, Separating similar balls, Stamping device.		
Unit-IV		06 Hrs
Numerical Control and Robotics		
Numerical control, components of CNC, classification, coordinate systems, motion control strategies, interpolation, NC words, Simple part programming for turning, milling and drilling. Components of the robot, base types, grippers, Configurations and simple programming using VAL.		

Unit-V	07 Hrs
Programmable logic control systems	
Internal structure, principles of operation, latching, ladder diagrams, programming instructions, types of timers, forms of counters, writing simple ladder diagrams from narrative description and Boolean logic. Programming exercises on motor control in two directions, traffic control, cyclic movement of cylinder, conveyor belt control, alarm system, sequential process, and continuous filling operation on a conveyor.	

Course Outcomes: After completing the course, the students will be able to	
CO1:	Recall and Illustrate the application of sensors actuators, switching elements and inspection technologies in industrial automation.
CO2:	Build the circuit diagrams for fluid power automation, Ladder diagrams for PLC and identify its application areas.
CO3:	Evaluate CNC part programs for 2D complex profiles, perform machining and turning centres interfaced with Robots.
CO4:	Develop a suitable industrial automated system integrating all of the above advanced automation concepts

Reference Books	
1.	Stamatios Manesis, George Nikolakopoulos, 'Introduction to Industrial Automation', CRC Press, 2018, ISBN - 978-1-4987-0540-0
2.	David W. Pessen, 'Industrial automation; Circuit design and components', Wiley India, 1 st Edition, 2011, ISBN –13–978–8126529889.
3.	Joji P, 'Pneumatic Controls', Wiley India, 1 st Edition, ISBN – 978–81–265–1542–4.
4.	Petruzella, Frank D, Programmable logic controllers, McGraw-Hill, 4 th Edition, 2013, ISBN-13: 978-0-07-351088-0

Continuous Internal Evaluation (CIE); Theory (100 Marks)

CIE is executed by way of quizzes (Q), tests (T) and Experiential Learning (EL). A minimum of three quizzes are conducted and each quiz is evaluated for 10 marks adding up to 30 marks. All quizzes are conducted online. Faculty may adopt innovative methods for conducting quizzes effectively. The number of quizzes may be more than three also. The three tests are conducted for 50 marks each and the sum of the marks scored from three tests is reduced to 50. The marks component for experiential learning is 20.

Total CIE is 30 (Q) + 50 (T) + 20 (EL) = 100 Marks.

Semester End Evaluation (SEE); Theory (100 Marks)

SEE for 100 marks is executed by means of an examination. The Question paper for the course contains two parts, Part – A and Part – B. Part – A consists of objective type questions for 20 marks covering the complete syllabus. Part – B consists of five main questions, one from each unit for 16 marks adding up to 80 marks. Each main question may have sub questions. The question from Units I, IV and V have no internal choice. Units II and III have internal choice in which both questions cover entire unit having same complexity in terms of COs and Bloom's taxonomy level.

CO-PO Mapping												
CO/PO	PO1	PO2	PO3	PO4	PO5	PO6	PO7	PO8	PO9	PO10	PO11	PO12
CO1	-	2	2	-	3	1	-	-	-	1	-	1
CO2	2	2	3	2	2	-	-	-	1	2	-	1
CO3	2	2	3	3	2	-	-	-	-	2	-	-
CO4	3	3	3	2	2	-	-	-	-	2	-	1

High-3: Medium-2: Low-1

Semester: VI						
MOBILE NETWORK SYSTEM AND STANDARDS						
(GROUP E: GLOBAL ELECTIVE)						
(Theory)						
Course Code	:	18G6E12		CIE	:	100 Marks
Credits: L:T:P	:	3:0:0		SEE	:	100 Marks
Hrs/Week	:	40L		SEE Duration	:	3.00 Hrs
Course Learning Objectives: The students will be able to						
1	Understand the essential principles of cellular communication and factors that might degrade the performance.					
2	Describe the second-Generation pan-European digital mobile cellular communication standards.					
3	Analyze the 3G cellular technologies including GPRS and UMTS.					
4	Compare the existing and future trends in Wireless technologies.					
Unit-I					07 Hrs	
Principle of Cellular Communication: Cellular Terminology, Cell Structure and Cluster, Frequency Reuse Concept, Cluster size and System Capacity, Method of Locating Co-channel cells, Frequency Reuse distance, Co-channel Interference and Signal Quality, Co-channel interference Reduction Methods.						
Unit – II					08 Hrs	
Basic Cellular system: Consideration of components of a cellular system- A basic cellular system connected to PSTN, Main parts of a basic cellular system, Operation of a Cellular system, Performance criteria- Voice quality, Trunking and Grade of Service, Spectral Efficiency of FDMA and TDMA systems.						
Unit –III					09 Hrs	
Second generation Cellular Technology: GSM: GSM Network Architecture, Identifiers used in GSM System, GSM channels, Authentication and Security in GSM, GSM Call Procedure, GSM Hand-off Procedures.						
IS-95: Forward Link, Reverse Link, Soft-handover in IS-95.						
Unit –IV					08 Hrs	
3G Digital Cellular Technology: GPRS: GPRS technology, GPRS Network Architecture, GPRS signalling, Mobility Management in GPRS.						
UMTS: UMTS Network Architecture, UMTS Interfaces, UMTS Air Interface Specifications, UMTS Channels.						
Unit –V					08 Hrs	
Wireless Personal Area Networks: Network architecture, components, Bluetooth, Zigbee, Applications. Wireless Local Area networks: Network Architecture, Standards, Applications.						
Wireless Metropolitan Area Networks: IEEE 802.16 standards, advantages, WMAN Network architecture, Protocol stack.						

Course Outcomes: After completing the course, the students will be able to	
CO1	Describe the concepts and terminologies for Cellular Communication.
CO2	Analyze the Architecture, Hand-off and Security aspects in 2G and 3G Networks.
CO3	Compare the performance features of 2G and 3G Cellular Technologies.
CO4	Analyze and Compare the architectures of various Wireless technologies and standards.

Reference Books	
1	Wireless Communications, T.L. Singal, 2 nd Reprint 2011, Tata McGraw Hill Education Private Limited, ISBN: 978-0-07-068178-1.
2	Wireless and Mobile Networks Concepts and Protocols, Dr.Sunil Kumar S Manvi, 2010, Willey India Pvt. Ltd., ISBN: 978-81-265-2069-5.
3	Wireless Communication, Upena Dalal, 1 st Edition, 2009, Oxford higher Education, ISBN-13:978-0-19-806066-6.
4	Wireless Communications Principles and practice, Theodore S Rappaport, 2 nd Edition, Pearson, ISBN 97881-317-3186-4.

Continuous Internal Evaluation (CIE); Theory (100 Marks)

CIE is executed by the way of Tests (T), Quizzes (Q), and Experiential Learning (EL). Three tests are conducted for 50 marks each and the sum of the marks scored from three tests is reduced to 50. Minimum of three quizzes are conducted and each quiz is evaluated for 10 marks adding up to 30 marks. All quizzes are conducted online. Faculty may adopt innovative methods for conducting quizzes effectively. The number of quizzes may be more than three also. The marks component for experiential learning is 20.

Total CIE is 50 (T) +30 (Q) +20 (EL) = 100 Marks.

Semester End Evaluation (SEE); Theory (100 Marks)

SEE for 100 marks is executed by means of an examination. The Question paper for the course contains two parts, Part – A and Part – B. Part – A consists of objective type questions for 20 marks covering the complete syllabus. Part – B consists of five main questions, one from each unit for 16 marks adding up to 80 marks. Each main question may have sub questions. The question from Units I, IV and V have no internal choice. Units II and III have internal choice in which both questions cover entire unit having same complexity in terms of COs and Bloom's taxonomy level.

CO-PO Mapping												
CO/PO	PO1	PO2	PO3	PO4	PO5	PO6	PO7	PO8	PO9	PO10	PO11	PO12
CO1	3	3	-	-	2	-	-	-		-	-	
CO2	3	2	3	-	2	-	-	-	2	-	-	
CO3	3	3	-	2	2	-	-	-	2	-	-	3
CO4	3	2	2	-	2	-	-	-	2	-	-	3

High-3: Medium-2: Low-1

Semester: VI						
THIN FILM NANO DEVICE FABRICATION TECHNOLOGY						
(GROUP E: GLOBAL ELECTIVE)						
(Theory)						
Course Code	:	18G6E13		CIE	:	100 Marks
Credits: L:T:P	:	3:0:0		SEE	:	100 Marks
Total Hours	:	39L		SEE Duration	:	3.00 Hours
Course Learning Objectives: The students will be able to						
1	Basic understanding of vacuum and related technology					
2	Knowledge of growth, optimization and characterization of thin films and nanostructures					
3	Design appropriate growth technique for desired application					
4	Fabricate and Evaluate thin film nano devices for advanced applications					

Unit-I		08 Hrs
Vacuum Technology:		
Introduction (KTG, classification of Vacuum), Gas transport and pumping, Q-rate calculation, Basics of Vacuum - Principles of different vacuum pumps: Rotary, Roots, Diffusion, Turbo molecular, and Cryogenic pumps, getter pumps (NEG), sublimation pump (TSP); differential pumping, Measurement of vacuum - Concept of Capacitance Manometer, Pirani and Penning gauges.		
Unit – II		08 Hrs
Substrate Surfaces& Thin Film Nucleation:		
Atomic view of substrate surfaces, Thermodynamic aspects of nucleation, Kinetic processes in nucleation and growth, experimental studies of nucleation and growth (Brief)		
Defects in Thin Films:		
0-D (point defects), 1-D (line defects), 2&3-D (grain boundaries, stacking faults, crystal twins, voids and precipitates), strain mismatch, Ion implantation defects (Amorphization), Effects of defects on the film (Electrical resistivity, PN junction leakage current, diffusion, Mechanical stress), defect propagation in films		
Unit –III		08 Hrs
Fabrication Techniques		
Chemical Approaches: Electro Spinning and spin coating routes, Pulsed electro-chemical vapor deposition (PECVD)		
Physical Approaches: Metalorganic chemical vapor deposition (MOCVD), Atomic Layer Deposition (ALD) - pulsed laser deposition, Arc plasma deposition.		
Lithography: Photo/FIB techniques, Etching process: Dry and Wet etching		
Unit –IV		07 Hrs
Characterization Techniques		
Surface morphology measurements: Kelvin-probe Force Microscopy (KFM), Surface X-ray Diffraction (SXR), Vacancy type defects and interfacial surface chemistry: Positron Annihilation Lifetime Spectroscopy (PALS), Angle Resolved X-ray Photoelectron spectroscopy (ARXPS) Point, line defects, grain boundary studies: Transmission Electron microscopy (TEM), UV Visible Spectroscopy (UV-Vis)		
Unit –V		08 Hrs
Silicon wafer fabrication – Wafer to cell formation - I-V characteristics and spectral response of c-Si solar cells. Factors limiting the efficiency, Differences in properties between crystalline silicon and amorphous (a-Si) silicon		
Thin Film Solar Cells: Principle of multi-junction cells, Structure and fabrication of GaInP/GaAs/Ge triple junction solar cell - Cell configuration – techniques used for the deposition of each layer- cell characteristics, optical efficiency measurements (brief)		
Thin film Nano Biosensor: Biosensors and nanotechnology, Basic biosensor architecture, Biosensor		

(receptor/antigen) recognition element, Biosensor transducer (electrochemical, optical, thermal, mass), Glucowatch™, Examples in cancer detection

Field Effect Transistors: Overview, Basic Structure, I-V Characteristics, Lateral transport of electrons in different regions of transistors.

Course Outcomes: After completing the course, the students will be able to

CO1: Choose the right choice of material for the desired application

CO2: Improve the desired nanostructures and their properties

CO3: Fabricate appropriate Nanodevices

CO4: Optimize the nanodevice fabrication process for repeatability.

Reference Books

1	Solid State Physics, Ashcroft & Mermin, 2 nd Edition, Brooks/Cole, 1976, ISBN-13: 978-0030839931
2	Nanotechnology for photovoltaics, Loucas Tsakalagos, 1 st Edition, 2010, ISBN 9781420076745.
3	Microfabrication for Industrial Applications, Regina Lutge, 1 st Edition, William Andrew, 2011, ISBN: 9780815515821.

Continuous Internal Evaluation (CIE); Theory (100 Marks)

CIE is executed by way of quizzes (Q), tests (T) and Experiential Learning (EL). A minimum of three quizzes are conducted and each quiz is evaluated for 10 marks adding up to 30 marks. All quizzes are conducted online. Faculty may adopt innovative methods for conducting quizzes effectively. The number of quizzes may be more than three also. The three tests are conducted for 50 marks each and the sum of the marks scored from three tests is reduced to 50. The marks component for experiential learning is 20.

Total CIE is 30(Q) +50(T) +20(EL) =100 Marks.

Semester End Evaluation (SEE); Theory (100 Marks)

SEE for 100 marks is executed by means of an examination. The Question paper for the course contains two parts, Part – A and Part – B. Part – A consists of objective type questions for 20 marks covering the complete syllabus. Part – B consists of five main questions, one from each unit for 16 marks adding up to 80 marks. Each main question may have sub questions. The question from Units I, IV and V have no internal choice. Units II and III have internal choice in which both questions cover entire unit having same complexity in terms of COs and Bloom's taxonomy level.

CO-PO Mapping												
CO/PO	PO1	PO2	PO3	PO4	PO5	PO6	PO7	PO8	PO9	PO10	PO11	PO12
CO1	2	2	1	-	-	-	-	-	-		-	2
CO2	3	2	2	2	-	-	-	-	-		-	2
CO3	2	3	3	2	2	1	1	1	-	1	-	2
CO4	2	3	3	2	2	2	2	2	2	2	-	2

High-3: Medium-2: Low-1

Semester: VI						
CHEMISTRY OF ADVANCED ENERGY STORAGE DEVICES FOR E-MOBILITY (GROUP E: GLOBAL ELECTIVE) (Theory)						
Course Code	:	18G6E14		CIE	:	100 Marks
Credits: L:T:P	:	3:0:0		SEE	:	100 Marks
Total Hours	:	39L		SEE Duration	:	3.00 Hours
Course Learning Objectives: The students will be able to						
1	Understand the basic concepts of advanced storage devices.					
2	Apply the basic concepts of storage devices for E-mobility in the area of automotive engineering.					
3	Impart knowledge of electrochemistry to analyze the problems associated with electric/hybrid vehicles.					
4	Develop knowledge of battery management system and recycling of storage devices.					

Unit-I		07 Hrs
Introduction of Energy Storage Systems in Electric vehicles:		
Background of alternative energy sources and sustainability. Introduction of E-mobility: Overview of land, marine and space vehicle electrification. Vehicle performance and fuel economy and characteristics. Electric vehicles configuration, energy and power requirements for various HEVs and EVs Vehicles. Fundamentals of battery technology in hybrid vehicles.		
Unit – II		08 Hrs
Advanced Lithium ion Battery Technology for Electric-vehicles:		
Basic concepts of lithium batteries, Advanced Lithium batteries for E-mobility: Cell construction, battery components, principle of operation, electrode fabrication, electrolytes, battery modules and packs. Construction, working and future applications of Li-polymer batteries, Li-S battery, Li-Air battery, Li-iron sulfide cells and solid-state batteries.		
Unit –III		08 Hrs
Future Scope in non- Lithium Batteries:		
Limitations of lithium batteries. Construction, components, working and applications of Non-Lithium batteries: Sodium-battery, Magnesium battery, Nickel Metal Hydride Battery, Zebra cells, Vanadium and iron-based batteries, Ni-Hydrogen batteries. Advanced batteries for transportation: Ni-MH battery, horizontal plate Pb-Acid batteries. Advantages and applications of non-lithium batteries.		
Unit –IV		08 Hrs
Chemistry of Alternative Storage Devices:		
Introduction to super capacitor, material characteristics. Construction, working and applications of Super capacitors and Ultra capacitor for E mobility: Double layer Super capacitors, Aqueous super capacitor, organic based super capacitors, asymmetric super capacitors and Ultra capacitors. Advanced battery-super capacitor hybrids for large vehicles, Battery-Fuel cell hybridization for transportation applications, Battery-Solar Cell (Photovoltaic) hybridization, and advanced energy storage devices for back-up of solar energy.		
Unit –V		08 Hrs
Battery Maintenance and Recycling:		
Battery Management Systems (BMS), Fundamentals of battery management systems and controls. Battery Thermal Management: Passive cooling – PCM systems, Active cooling – Liquids & air systems. Battery Recycling Technologies: Technology and economic aspects of battery recycling. Environmental safety in battery recycling process. Regulations and safety aspects of high voltage batteries: battery standards, safe handling of lithium batteries.		

Course Outcomes: After completing the course, the students will be able to	
CO1:	Understanding the fundamentals of advanced batteries, super capacitors and fuel cells for electric vehicles.
CO2:	Applying the chemistry knowledge used for hybridization of various energy storage and conversion devices for vehicle electrification.
CO3:	Analyses of battery management, safety, global market trends for large format batteries.
CO4:	Evaluation of efficiency of a battery with respect to cost, environmental safety, material, energy consumption, reuse and recycling.

Reference Books	
1	Battery reference book, T. R. Crompton., 3rd edition, NEWNES Reed Educational and Professional Publishing Ltd 2000, ISBN: 07506 4625 X.
2	Batteries for Electric Vehicles, D. A. J. Rand, R. Woods, and R. M. Dell, Society of Automotive Engineers, Warrendale PA, 2003. ISBN 10: 0768001277.
3	Lithium Batteries, Science and Technology, GA. Nazri and G. Pistoia, Kluwer Academic Publisher, 2003, ISBN 978-0-387-92675-9.
4	Battery Technology Handbook, H. A. Kiehne, Marcel Dekker, NYC, 2003. ISBN: 0824742494 9780824742492.

Continuous Internal Evaluation (CIE); Theory (100 Marks)

CIE is executed by the way of Tests (T), Quizzes (Q,) and Experiential Learning (EL). Three tests are conducted for 50 marks each and the sum of the marks scored from three tests is reduced to 50. Minimum of three quizzes are conducted and each quiz is evaluated for 10 marks adding up to 30 marks. All quizzes are conducted online. Faculty may adopt innovative methods for conducting quizzes effectively. The number of quizzes may be more than three also. The marks component for experiential learning is 20.

Total CIE is 50 (T) +30 (Q) +20 (EL) = 100 Marks.

Semester End Evaluation (SEE); Theory (100 Marks)

SEE for 100 marks is executed by means of an examination. The Question paper for the course contains two parts, Part – A and Part – B. Part – A consists of objective type questions for 20 marks covering the complete syllabus. Part – B consists of five main questions, one from each unit for 16 marks adding up to 80 marks. Each main question may have sub questions. The question from Units I, IV and V have no internal choice. Units II and III have internal choice in which both questions cover entire unit having same complexity in terms of COs and Bloom's taxonomy level.

CO-PO Mapping												
CO/PO	PO1	PO2	PO3	PO4	PO5	PO6	PO7	PO8	PO9	PO10	PO11	PO12
CO1	3	2	-	-	2	-	-	-	-	1	-	1
CO2	3	3	2	2	2	-	-	-	1	1	-	1
CO3	2	2	3	3	2	-	-	-	3	1	2	1
CO4	3	3	2	3	2	-	-	-	2	1	3	1

High-3: Medium-2: Low-1

Semester: VI						
ADVANCED STATISTICAL METHODS						
(GROUP E: GLOBAL ELECTIVE)						
(Theory)						
Course Code	:	18G6E15		CIE	:	100 Marks
Credits: L:T:P	:	3:0:0		SEE	:	100 Marks
Total Hours	:	39L		SEE Duration	:	3.00 Hours
Course Learning Objectives: The students will be able to						
1	Adequate exposure to understand the basic knowledge on classification and regression trees that form the foundation for analyzing data.					
2	Use the concepts of cluster analysis and conjoint analysis techniques arising in various fields.					
3	Apply the concepts of discriminant analysis and factor analysis which have great significance in engineering practice.					
4	Demonstrate the practical importance of regression and loglinear models.					

Unit-I		07 Hrs
Classification and Regression Trees:		
Introduction, the Basic Tree Model, Categorical or Quantitative Predictors, Regression Trees, Classification Trees, Stopping Rules, Pruning and Cross-Validation, Loss functions, Geometry.		
Unit – II		07 Hrs
Cluster Analysis:		
Introduction, Types of Clustering, Correlations and Distances, Hierarchical Clustering, Partitioning via K-means, Additive Trees.		
Unit –III		08 Hrs
Conjoint Analysis:		
Introduction, Additive Tables, Multiplicative Tables, Computing Table Margins based on an Additive Model, Applied Conjoint Analysis.		
Unit –IV		08 Hrs
Discriminant Analysis and Factor Analysis:		
Introduction, Linear Discriminant Model, Linear discriminant function, Discriminant analysis, Principal Component, Factor Analysis, Principal Components versus Factor Analysis, Applications and Caveats.		
Unit –V		09 Hrs
Logistic Regression and Loglinear Models:		
Introduction, Binary Logit, Multinomial Logit, Conditional Logit, Discrete Choice Logit, Stepwise Logit, Fitting a Loglinear Model.		

Course Outcomes: After completing the course, the students will be able to	
CO1:	Explore the fundamental concepts of statistical methods arising in various fields engineering.
CO2:	Apply the knowledge and skills of statistical techniques to understand various types of analysis.
CO3:	Analyze the appropriate statistical techniques to solve the real-world problem and to optimize the solution.
CO4:	Distinguish the overall knowledge gained to demonstrate the problems arising in many practical situations.

Reference Books	
1	Statistics I, SYSTAT 10.2, ISBN 81-88341-04-5.
2	Nonparametric Statistical Inference, Gibbons J., D., and Chakraborti, S., 4 th Edition, 2003, Marcel Decker, New York. ISBN: 0-8247-4052-1.

3	Applied Statistics and Probability for Engineers, Douglas C. Montgomery and George C. Runger, 6 th Edition, 2014, John Wiley & Sons, ISBN: 13 9781118539712, ISBN (BRV):9781118645062.
4	An Introduction to Multivariate Analysis, T. W. Anderson, 3 rd Edition, 2003, John Wiley & Sons, New Jersey, ISBN: 0-471-36091-0.

Continuous Internal Evaluation (CIE); Theory (100 Marks)

CIE is executed by the way of Tests (T), Quizzes (Q,) and Experiential Learning (EL). Three tests are conducted for 50 marks each and the sum of the marks scored from three tests is reduced to 50. Minimum of three quizzes are conducted and each quiz is evaluated for 10 marks adding up to 30 marks. All quizzes are conducted online. Faculty may adopt innovative methods for conducting quizzes effectively. The number of quizzes may be more than three also. The marks component for experiential learning is 20.

Total CIE is 50 (T) +30 (Q) +20 (EL) = 100 Marks.

Semester End Evaluation (SEE); Theory (100 Marks)

SEE for 100 marks is executed by means of an examination. The Question paper for the course contains two parts, Part – A and Part – B. Part – A consists of objective type questions for 20 marks covering the complete syllabus. Part – B consists of five main questions, one from each unit for 16 marks adding up to 80 marks. Each main question may have sub questions. The question from Units I, IV and V have no internal choice. Units II and III have internal choice in which both questions cover entire unit having same complexity in terms of COs and Bloom's taxonomy level.

CO-PO Mapping												
CO/PO	PO1	PO2	PO3	PO4	PO5	PO6	PO7	PO8	PO9	PO10	PO11	PO12
CO1	3	2	-	1	-	-	-	-	-	-	-	2
CO2	3	2	1	-	-	-	-	-	-	-	-	2
CO3	2	3	2	2	-	-	-	-	-	-	-	1
CO4	3	3	1	2	1	-	-	-	-	-	-	3

High-3: Medium-2: Low-1

Semester: VI						
MATHEMATICAL MODELING						
(GROUP E: GLOBAL ELECTIVE)						
(Theory)						
Course Code	:	18G6E16		CIE	:	100 Marks
Credits: L:T:P	:	3:0:0		SEE	:	100 Marks
Total Hours	:	39L		SEE Duration	:	3.00 Hours
Course Learning Objectives: The students will be able to						
1	Adequate exposure to understand the basic knowledge of mathematical modeling.					
2	Use the concepts of discrete process models arising in various fields.					
3	Apply the concepts of modeling of nano liquids which have great significance in engineering practice.					
4	Demonstrate the practical importance of graph theoretic models, variational problem and dynamic programming.					

Unit-I		07 Hrs
Elementary Mathematical Modeling:		
Basic concepts. Real world problems, (Science and Engineering), Approximation of the problem, Steps involved in modeling. Linear growth and decay model, Logistic model, Model of mass-spring-dashpot (present in shock absorbed, mechanical engineering problems), Chemical reaction, Drug absorption from blood stream. Motion of a projectile, Current flow in electrical circuits (LCR).		
Unit – II		07 Hrs
Discrete Process Models:		
Introduction to Difference equations, Introduction to discrete models-simple examples, Mathematical modeling through difference equations in economics, finance, population dynamics and genetics and probability theory.		
Unit –III		08 Hrs
Modeling of Nano Liquids:		
Nano liquids-Basic concepts, Mathematical modeling of nano liquids-Buongiorno Model (Two phase model): Relative importance of the nanoparticle transport mechanisms. Conservation equation for two phase nano liquids: The Continuity equation, Momentum equation and Energy equation.		
Unit –IV		08 Hrs
Graph Theoretic Models:		
Mathematical modeling through graphs-Models in terms of undirected graphs, directed graphs, signed graphs and weighted graphs. Problems with engineering applications.		
Unit –V		09 Hrs
Variational Problem and Dynamic Programming:		
Optimization principles and techniques, Mathematical models of variational problem and dynamic programming, Problems with engineering applications.		

Course Outcomes: After completing the course, the students will be able to	
CO1:	Explore the fundamental concepts of mathematical models arising in various fields engineering.
CO2:	Apply the knowledge and skills of discrete and continuous models to understand various types of analysis.
CO3:	Analyze the appropriate mathematical model to solve the real-world problem and to optimize the solution.
CO4:	Distinguish the overall knowledge gained to demonstrate the problems arising in many practical situations.

Reference Books	
1	Mathematical Modeling, J. N. Kapur, 1 st Edition, 1998, New Age International, New Delhi, ISBN: 81-224-0006-X.
2	Case studies in mathematical modeling, D. J. G. James and J. J. McDonald, 1981, Stanly Thames, Cheltonham, ISBN: 0470271779, 9780470271773.
3	Modeling with difference equations, D. N. Burghes, M. S. Borrie, Ellis Harwood, 1981, ISBN 13: 9780853122869.
4	Mathematical Modeling: Models, Analysis and Applications, Sandip Banerjee, 2014, Chapman and Hall/CRC Textbook, ISBN 9781439854518.

Continuous Internal Evaluation (CIE); Theory (100 Marks)

CIE is executed by the way of Tests (T), Quizzes (Q,) and Experiential Learning (EL). Three tests are conducted for 50 marks each and the sum of the marks scored from three tests is reduced to 50. Minimum of three quizzes are conducted and each quiz is evaluated for 10 marks adding up to 30 marks. All quizzes are conducted online. Faculty may adopt innovative methods for conducting quizzes effectively. The number of quizzes may be more than three also. The marks component for experiential learning is 20.

Total CIE is 50 (T) +30 (Q) +20 (EL) = 100 Marks.

Semester End Evaluation (SEE); Theory (100 Marks)

SEE for 100 marks is executed by means of an examination. The Question paper for the course contains two parts, Part – A and Part – B. Part – A consists of objective type questions for 20 marks covering the complete syllabus. Part – B consists of five main questions, one from each unit for 16 marks adding up to 80 marks. Each main question may have sub questions. The question from Units I, IV and V have no internal choice. Units II and III have internal choice in which both questions cover entire unit having same complexity in terms of COs and Bloom's taxonomy level.

CO-PO Mapping												
CO/PO	PO1	PO2	PO3	PO4	PO5	PO6	PO7	PO8	PO9	PO10	PO11	PO12
CO1	3	2	-	1	-	-	-	-	-	-	-	2
CO2	3	2	1	-	-	-	-	-	-	-	-	2
CO3	2	3	2	2	-	-	-	-	-	-	-	1
CO4	3	3	1	2	1	-	-	-	-	-	-	3

High-3: Medium-2: Low-1

VI Semester					
FOUNDATIONAL COURSE ON ENTREPRENEURSHIP					
(GROUP E: GLOBAL ELECTIVE)					
(Theory)					
Course Code	:	18G6E17		CIE Marks	: 100 Marks
Credits: L:T:P	:	3:0:0		SEE Marks	: 100 Marks
Total Hours	:	39L		SEE Duration	: 3.00 Hours
Course Learning Objectives:					
1	To make participants self-discover their innate flow, entrepreneurial style, and identify problems worth solving thereby becoming entrepreneurs				
2	To handhold participants on lean methodology to craft value proposition and get ready with lean canvas				
3	To create solution demo by conducting customer interviews and finding problem-solution fit for building Minimum Viable Product (MVP)				
4	To make participants understand cost structure, pricing, revenue types and importance of adopting shared leadership to build good team				
5	To help participants build a strong brand and identify various sales channels for their products and services				
6	To take participants through basics of business regulations and other legal terms along-with understanding of Intellectual Property Rights				

Unit-I					08 Hrs
Self-Discovery and Opportunity Discovery Finding the Flow; Effectuation; Identifying the Effectuation principles used in activities; Identifying Problem Worth Solving; Design Thinking; Brainstorming; Presenting the Identified problems; Identifying the Entrepreneurial Style.					
Unit – II					08 Hrs
Customer, Solution and Lean Methodology Customers and Markets; Segmentation and Targeting; Identifying Jobs, Pains, and Gains and Early Adopters; Crafting Value Proposition Canvas (VPC); Presenting VPC; Basics of Business Model and Lean Approach; Sketching the Lean Canvas; Risks and Assumptions; Presenting Lean Canvas.					
Unit – III					07 Hrs
Problem-Solution Fit and Building MVP Blue Ocean Strategy - Plotting the Strategy Canvas; Four Action Framework: Eliminate-Reduce-Raise-Create Grid of Blue Ocean Strategy; Building Solution Demo and Conducting Solution Interviews; Problem-Solution Fit; Building MVP; Product-Market Fit; Presenting MVP.					
Unit – IV					07 Hrs
Financial Planning & Team Building Cost Structure - Estimating Costs; Revenues and Pricing: Revenue Streams, Revenue Types, Identifying Secondary Revenue Streams, Estimating Revenue and Price; Profitability Checks; Bootstrapping and Initial Financing; Practising Pitch; Shared Leadership; Hiring and Fitment, Team Role and Responsibilities.					
Unit – V					09 Hrs
Marketing, Sales, Regulations and Intellectual Property Positioning and Branding; Channels; Sales Planning; Project Management; Basics of Business					

Regulations; How to Get Help to Get Started; Patents, Trademark, Licensing, Contracts; Common Legal mistakes, Types of Permits, Tax Registration Documents, Compliance; Infringement and Remedies, Ownership and Transfer.

Course Outcomes: After completing the course, the students will be able to

CO1	Showcase the ability to discern distinct entrepreneurial traits
CO2	Know the parameters to assess opportunities and constraints for new business ideas
CO3	Understand the systematic process to select and screen a business idea
CO4	Design strategies for successful implementation of ideas
CO5	Create Business Model and develop Minimum Viable Product

Reference Books:

1	Running Lean: Iterate from Plan A to a Plan That Works. O'Reilly Media, Maurya, A., 2012.
2	Entrepreneurship. Roy, R., 2012. Oxford University Press
3	Intellectual Property Law in India. Gupta, T. S., 2011. Kluwer Law International
4	Flow: The Psychology of Optimal Experience. Csikszentmihalyi, M., 2008. Harper Perennial Modern Classics
5	Effectuation: Elements of Entrepreneurial Expertise. Sarasvathy, S. D., 2009. Edward Elgar Publishing Ltd.

Continuous Internal Evaluation (CIE); Theory (100 Marks)

CIE is executed by the way of Tests (T), Quizzes (Q,) and Experiential Learning (EL). Three tests are conducted for 50 marks each and the sum of the marks scored from three tests is reduced to 50. Minimum of three quizzes are conducted and each quiz is evaluated for 10 marks adding up to 30 marks. All quizzes are conducted online. Faculty may adopt innovative methods for conducting quizzes effectively. The number of quizzes may be more than three also. The marks component for experiential learning is 20.

Total CIE is 50 (T) +30 (Q) +20 (EL) = 100 Marks.

Semester End Evaluation (SEE); Theory (100 Marks)

SEE for 100 marks is executed by means of an examination. The Question paper for the course contains two parts, Part – A and Part – B. Part – A consists of objective type questions for 20 marks covering the complete syllabus. Part – B consists of five main questions, one from each unit for 16 marks adding up to 80 marks. Each main question may have sub questions. The question from Units I, IV and V have no internal choice. Units II and III have internal choice in which both questions cover entire unit having same complexity in terms of COs and Bloom's taxonomy level.

CO-PO Mapping												
CO/PO	PO1	PO2	PO3	PO4	PO5	PO6	PO7	PO8	PO9	PO10	PO11	PO12
CO1	1	-	-	-	-	2	-	1	2	2	-	1
CO2	1	1	-	-	-	3	2	3	1	2	-	1
CO3	-	1	-	-	-	2	1	3	3	3	3	3
CO4	-	1	2	2	3	-	-	-	1	-	2	1

High-3: Medium-2: Low-1

V/VI Semester		
Professional Practice – II		
Employability Skills and Professional Development of Engineers		
Course Code	18HSE68	CIE Marks: 50
Credits: L:T:P	0:0:1	SEE Marks: 50
Hours:	18 Hrs/Semester	CIE Duration: 02Hrs
Course Learning Objectives: The students will be able to		
1	Improve qualitative and quantitative problem solving skills.	
2	Apply critical and logical thinking process to specific problems.	
3	Ability to verbally compare and contrast words and arrive at relationships between concepts, based on verbal reasoning.	
4	Applying good mind maps that help in communicating ideas as well as in technical documentation	

Unit-I	06 Hrs
Aptitude Test Preparation- Importance of Aptitude tests, Key Components, Quantitative Aptitude : Problem Solving, Data Sufficiency, Data Analysis - Number Systems, Math Vocabulary, fraction decimals, digit places etc. Reasoning and Logical Aptitude: Introduction to puzzle and games organizing information, parts of an argument, common flaws, arguments and assumptions. Analytical Reasoning, Critical Reasoning.	
Unit – II	06 Hrs
Verbal Analogies : What are Analogies, How to Solve Verbal Analogies & developing Higher Vocabulary, Grammar, Comprehension and Application, Written Ability. Non- Verbal Reasoning, Brain Teasers. Creativity Aptitude. Group Discussion- Theory & Evaluation : Understanding why and how is the group discussion conducted, The techniques of group discussion, Discuss the FAQs of group discussion, body language during GD.	
UNIT-III.A	06 Hrs
Resume Writing: Writing Resume, how to write effective resume, Understanding the basic essentials for a resume, Resume writing tips Guidelines for better presentation of facts.	
VI Semester	
UNIT-III.B	06 Hrs
Technical Documentation : Introduction to technical writing- Emphasis on language difference between general and technical writing, Contents in a technical document, Report design overview & format Headings, list & special notes, Writing processes, Translating technical information, Power revision techniques, Patterns & elements of sentences, Common grammar, usage & punctuation problems.	
Unit –IV	06 Hrs
Interview Skills : a) Personal Interviews , b) Group Interviews , c) Mock Interviews - Questions asked & how to handle them, Body language in interview, Etiquette, Dress code in interview, Behavioral and technical interviews, Mock interviews - Mock interviews with different Panels. Practice on stress interviews, technical interviews, General HR interviews etc.	
UNIT-V	06 Hrs
Interpersonal Relations: Optimal Co-existence, Cultural Sensitivity, Gender sensitivity Adapting to the Corporate Culture- Capability & Maturity Model, Decision Making Analysis, Brain Storm. Adapting to the Corporate Culture.	

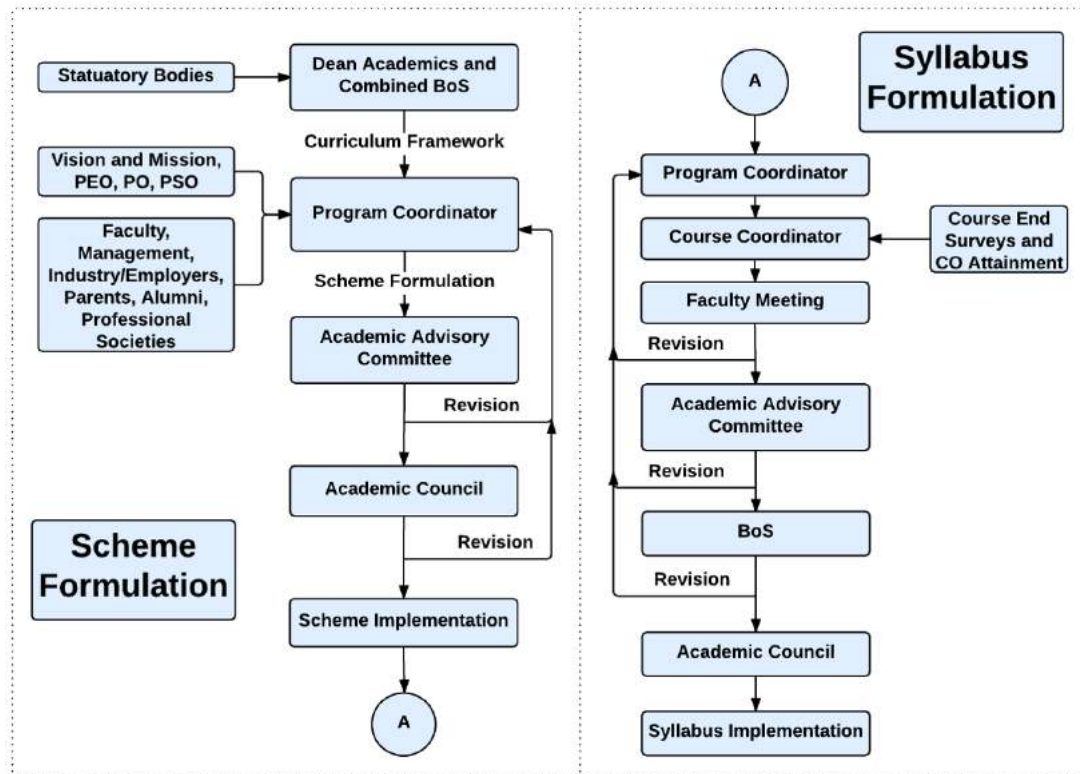
Course Outcomes: After completing the course, the students will be able to	
CO1:	Inculcate employability skill to suit the industry requirement.
CO2:	Analyze problems using quantitative and reasoning skills
CO3:	Exhibit verbal aptitude skills with appropriate comprehension and application.
CO4:	Focus on Personal Strengths and Competent to face interviews and answer

Reference Books	
1	The 7 Habits of Highly Effective People, Stephen R Covey Free Press, 2004 Edition, ISBN: 0743272455
2	How to win friends and influence people, Dale Carnegie General Press, 1 st Edition, 2016, ISBN: 9789380914787
3	Crucial Conversation: Tools for Talking When Stakes are High, Kerry Patterson, Joseph Grenny, Ron Mcmillan 2012 Edition, McGraw-Hill Publication ISBN: 9780071772204
4	Ethnus, Aptimithra: Best Aptitude Book ,2014 Edition, Tata McGraw Hill ISBN: 9781259058738

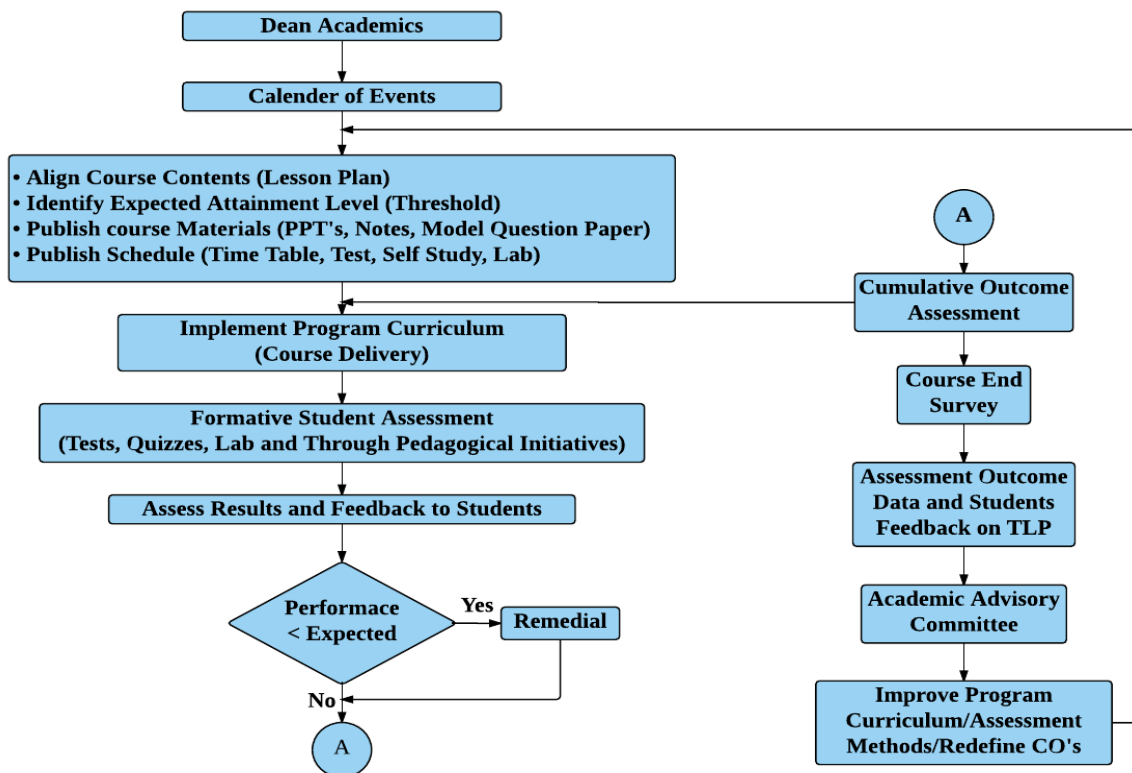
Scheme of Continuous Internal Examination and Semester End Examination

Phase	Activity	Weightage
Phase I V Sem	CIE will be conducted during the 5 th semester and evaluated for 50 marks. The test will have two components. The Quiz is evaluated for 15 marks and second component consisting of questions requiring descriptive answers is evaluated for 35 marks. The test & quiz will assess the skills acquired through the training module. SEE is based on the test conducted at the end of the 5 th semester The test will have two components a Quiz evaluated for 15 marks and second component consisting of questions requiring descriptive answers is evaluated for 35 marks.	50%
Phase II VISem	During the 6 th semester a test will be conducted and evaluated for 50 marks. The test will have two components a Short Quiz and Questions requiring descriptive answers. The test & quiz will assess the skills acquired through the training module. SEE is based on the test conducted at the end of the 6 th semester The test will have two components. The Quiz evaluated for 15 marks and second component consisting of questions requiring descriptive answers is evaluated for 35 marks	50%
Phase III At the end of VISem	At the end of the VI Sem Marks of CIE (5 th Sem and 6 th Sem) is consolidated for 50 marks (Average of Test1 and Test 2 (CIE 1+CIE2)/2. At the end of the VISem Marks of SEE (5 th Sem and 6 th Sem) is consolidated for 50 marks (Average of CIE 1 and CIE 2 (CIE 1+CIE2)/2.	

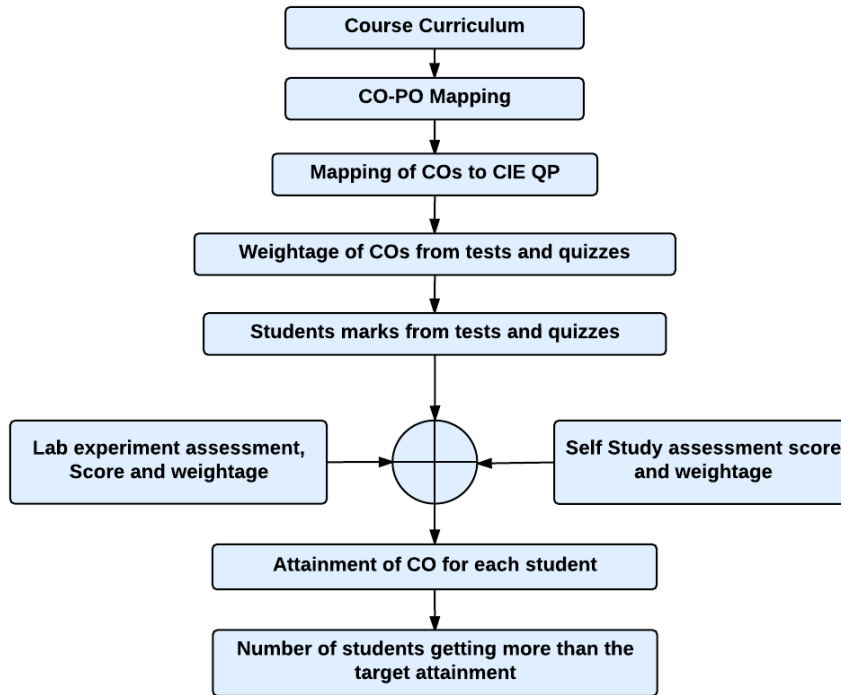
Curriculum Design Process



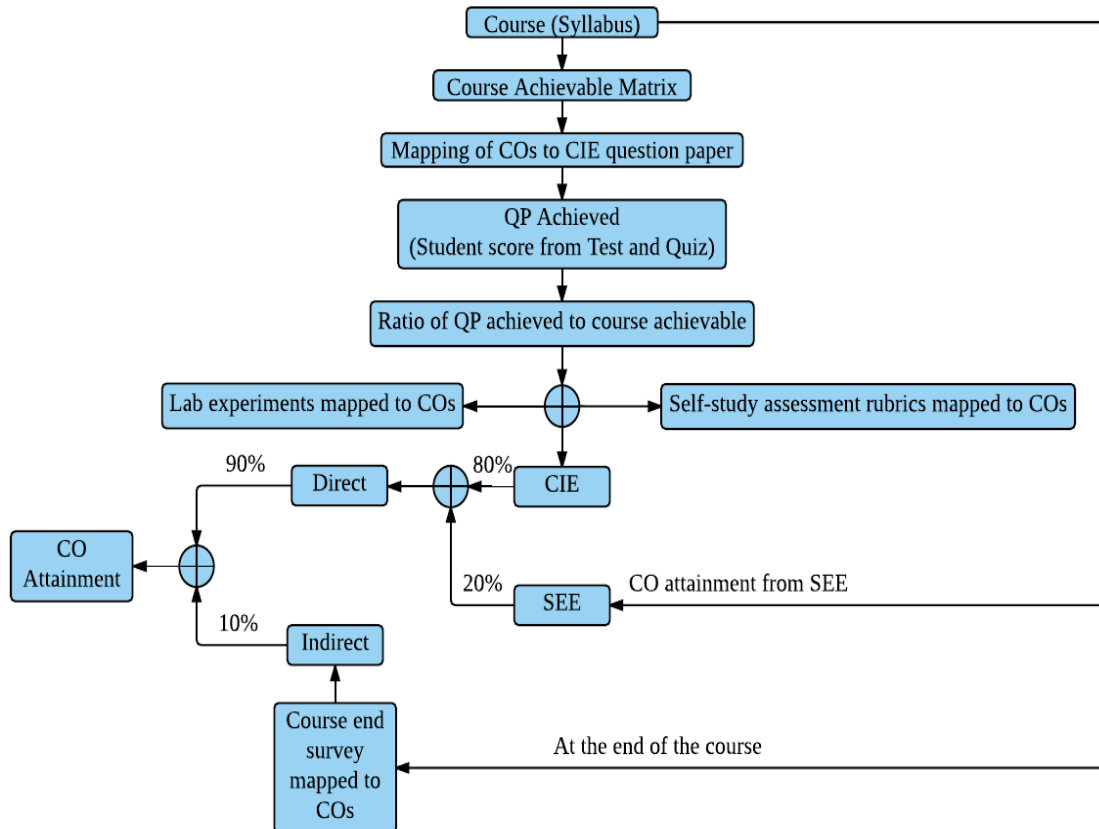
Academic Planning And Implementation



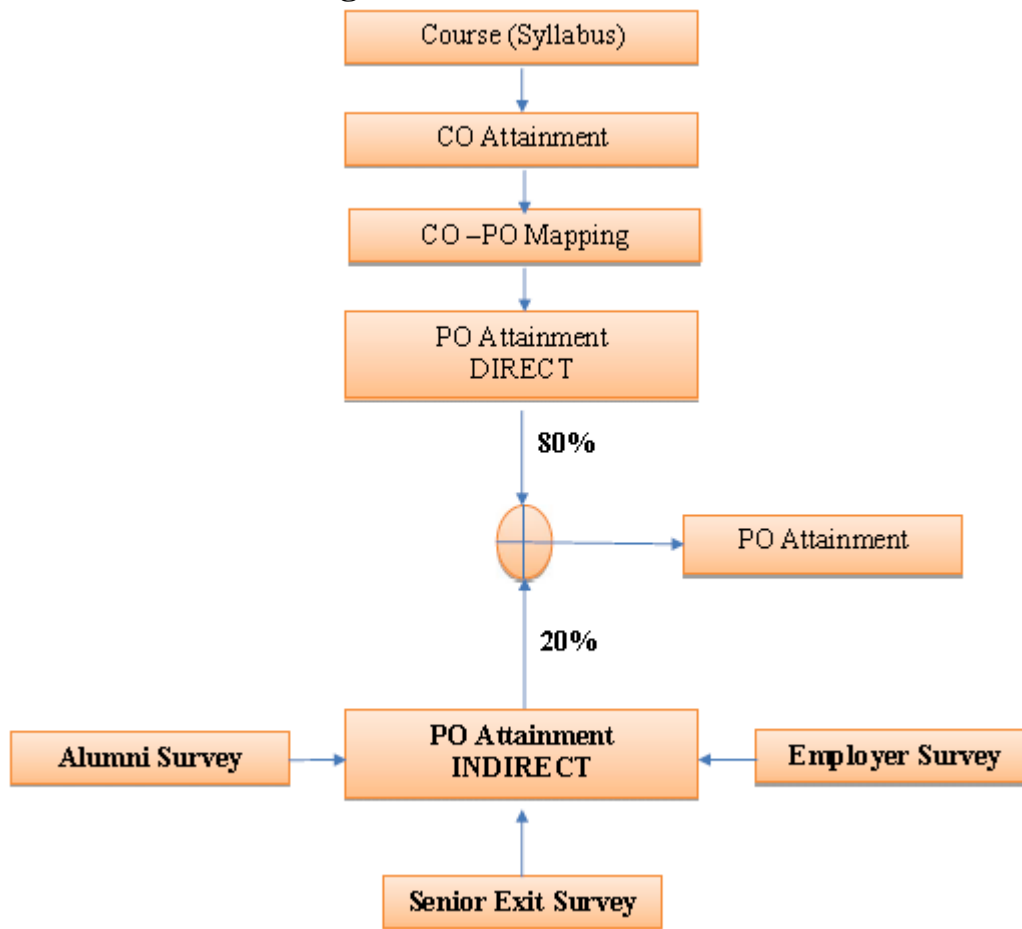
Process For Course Outcome Attainment



Final CO Attainment Process



Program Outcome Attainment Process



PROGRAM OUTCOMES (POs)

1. **Engineering knowledge:** Apply the knowledge of mathematics, science, engineering fundamentals, and an engineering specialisation for the solution of complex engineering problems.
2. **Problem analysis:** Identify, formulate, research literature, and analyse complex engineering problems reaching substantiated conclusions using first principles of mathematics, natural sciences, and engineering sciences.
3. **Design/development of solutions:** Design solutions for complex engineering problems and design system components or processes that meet the specified needs with appropriate consideration for public health and safety, and cultural, societal, and environmental considerations.
4. **Conduct investigations of complex problems:** Use research-based knowledge and research methods including design of experiments, analysis and interpretation of data, and synthesis of the information to provide valid conclusions.
5. **Modern tool usage:** Create, select, and apply appropriate techniques, resources, and modern engineering and IT tools, including prediction and modelling to complex engineering activities, with an understanding of the limitations.
6. **The engineer and society:** Apply reasoning informed by the contextual knowledge to assess societal, health, safety, legal, and cultural issues and the consequent responsibilities relevant to the professional engineering practice.
7. **Environment and sustainability:** Understand the impact of the professional engineering solutions in societal and environmental contexts, and demonstrate the knowledge of, and need for sustainable development.
8. **Ethics:** Apply ethical principles and commit to professional ethics and responsibilities and norms of the engineering practice.
9. **Individual and team work:** Function effectively as an individual, and as a member or leader in diverse teams, and in multidisciplinary settings.
10. **Communication:** Communicate effectively on complex engineering activities with the engineering community and with the society at large, such as, being able to comprehend and write effective reports and design documentation, make effective presentations, and give and receive clear instructions.
11. **Project management and finance:** Demonstrate knowledge and understanding of the engineering and management principles and apply these to one's own work, as a member and leader in a team, to manage projects and in multidisciplinary environments.
12. **Life-long learning:** Recognise the need for, and have the preparation and ability to engage in independent and life-long learning in the broadest context of technological change.