



**RV College of
Engineering®**



Computer Science & Engineering

Bachelor of Engineering (B.E)

Scheme And Syllabus Of VII & VIII Semester
(2021 Scheme)

B.E. Programs : AI, AS, BT, CH, CS, CV, EC, EE, EI, ET, IM, IS, ME.

M. Tech (13) MCA, M.Sc. (Engg.)

Ph.D. Programs : All Departments are recognized as Research Centres by VTU Except AI & AS

2024

99TH
NIRF RANKING
IN ENGINEERING
(2024)

TIMES HIGHER EDUCATION WORLD UNIVERSITY
RANKINGS-2023

1501+
TIMES HIGHER EDUCATION WORLD UNIVERSITY
RANKINGS-2023 (ASIA)
501-600

EDUFUTURE EXCELLENCE AWARD

BEST PRIVATE ENGINEERING
UNIVERSITY (SOUTH)

BY ZEE DIGITAL

1001+
SUBJECT RANKING
(ENGINEERING)

801+
SUBJECT RANKING
(COMPUTER SCIENCE)

IIRF 2023
ENGINEERING RANKING INDIA

NATIONAL RANK-10
STATE RANK - 2
ZONE RANK - 5



QS-IQUAGE
DIAMOND UNIVERSITY
RATING (2021-2024)

17
Centers of
Excellence

11
Centers of
Competence

212
Publications On
Web Of Science

669
Publications Scopus
(2023 - 24)

1093
Citations

70
Patents Filed

39
Patents Granted

11
Skill Based
Laboratories
Across Four Semesters

61
Published Patents

CURRICULUM STRUCTURE

61 CREDITS
PROFESSIONAL
CORES (PC)

23 CREDITS
BASIC SCIENCE

22 CREDITS
ENGINEERING
SCIENCE

18 CREDITS
PROJECT WORK /
INTERNSHIP

12 CREDITS*
OTHER ELECTIVES
& AEC

12 CREDITS
PROFESSIONAL
ELECTIVES

12 CREDITS
HUMANITIES &
SOCIAL SCIENCE

160
CREDITS
TOTAL

*ABILITY ENHANCEMENT COURSES (AEC),
UNIVERSAL HUMAN VALUES (UHV),
INDIAN KNOWLEDGE SYSTEM (IKS), YOGA.

MOUS: 90+ WITH
INDUSTRIES / ACADEMIC
INSTITUTIONS IN INDIA & ABROAD

EXECUTED MORE THAN
RS.40 CRORES WORTH
SPONSORED
RESEARCH PROJECTS &
CONSULTANCY WORKS
SINCE 3 YEARS



**RV College of
Engineering®**



Computer Science & Engineering

Bachelor of Engineering (B.E)

Scheme And Syllabus Of VII & VIII Semester
(2021 Scheme)

B.E. Programs : AI, AS, BT, CH, CS, CV, EC, EE, EI, ET, IM, IS, ME.

M. Tech (13) MCA, M.Sc. (Engg.)

Ph.D. Programs : All Departments are recognized as Research Centres by VTU Except AI & AS

2024



COMPUTER SCIENCE AND ENGINEERING

DEPARTMENT VISION

To achieve leadership in the field of Computer Science & Engineering by strengthening fundamentals and facilitating interdisciplinary sustainable research to meet the ever growing needs of the society.

DEPARTMENT MISSION

- To evolve continually as a centre of excellence in quality education in computers and allied fields.
- To develop state-of-the-art infrastructure and create environment capable for interdisciplinary research and skill enhancement.
- To collaborate with industries and institutions at national and international levels to enhance research in emerging areas.
- To develop professionals having social concern to become leaders in top-notch industries and/or become entrepreneurs with good ethics.

PROGRAM EDUCATIONAL OBJECTIVES(PEOs)

PEO1: Develop Graduates capable of applying the principles of mathematics, science, core engineering and Computer Science to solve real-world problems in interdisciplinary domains.

PEO2: To develop the ability among graduates to analyze and understand current pedagogical techniques, industry accepted computing practices and state-of-art technology.

PEO3: To develop graduates who will exhibit cultural awareness, teamwork with professional ethics, effective communication skills and appropriately apply knowledge of societal impacts of computing technology.

PEO4: To prepare graduates with a capability to successfully get employed in the right role /become entrepreneurs to achieve higher career goals or takeup higher education in pursuit of lifelong learning.



PROGRAM SPECIFIC OUTCOMES (PSOs)

PSO	Description
PSO1	<p>System Analysis and Design</p> <p>The student will be able to:</p> <ol style="list-style-type: none">1. Recognize and appreciate the need of change in computer architecture, data organization and analytical methods in the evolving technology.2. Learn the applicability of various systems software elements for solving design problems.3. Identify the various analysis & design methodologies for facilitating development of high quality system software products with focus on performance optimization.4. Display team participation, good communication, project management and document skills.
PSO2	<p>Product Development</p> <p>The student will be able to:</p> <ol style="list-style-type: none">1. Demonstrate the use of knowledge and ability to write programs and integrate them with the hardware/software products in the domains of embedded systems, databases/data analytics, network/web systems and mobile products.2. Participate in planning and implement solutions to cater to business – specific requirements displaying team dynamics and professional ethics.3. Employ state-of-art methodologies for product development and testing / validation with focus on optimization and quality related aspects.

Lead Society: Institute of Electrical and Electronics Engineers (IEEE)

ABBREVIATIONS



Sl. No.	Abbreviation	Meaning
1.	VTU	Visvesvaraya Technological University
2.	BS	Basic Sciences
3.	CIE	Continuous Internal Evaluation
4.	SEE	Semester End Examination
5.	PE	Professional Core Elective
6.	GE	Global Elective
7.	HSS	Humanities and Social Sciences
8.	PY	Physics
9.	CY	Chemistry
10.	MA	Mathematics
11.	AS	Aerospace Engineering
12.	AI & ML	Artificial Intelligence & Machine Learning
13.	BT	Biotechnology
14.	CH	Chemical Engineering
15.	CS	Computer Science & Engineering
16.	CV	Civil Engineering
17.	EC	Electronics & Communication Engineering
18.	EE	Electrical & Electronics Engineering
19.	EI	Electronics & Instrumentation Engineering
20.	ET	Electronics & Telecommunication Engineering
21.	IM	Industrial Engineering & Management
22.	IS	Information Science & Engineering
23.	ME	Mechanical Engineering



INDEX

VII Semester			
Sl. No.	Course Code	Course Title	Page No.
1.	21HS71	Constitution of India and Professional Ethics	1
2.	21CS72	Parallel Architecture and Distributed Programming	3
3.	21CS73GX	Professional Core Elective-III (Group – G)	6 - 16
4.	21CS74HX	Professional Core Elective-IV (Group- H)	17 - 26
5.	21XX75IX	Institutional Electives – II (Group I)	27 - 59
6.	21CS76I	Summer Internship-III	60
7.	21CS77P	Minor Project	62
VIII Semester			
8.	21CS81P	Major Project	64



**Bachelor of Engineering in
Computer Science & Engineering [CS]
SEVENTH SEMESTER**

Slo. No.	BoS	Course Code	Course Title	Credit Allocation				Category	Max Marks CIE		SEE Duration (H) Hours	Max Marks SEE		
				L	T	P	Total		Theory	Lab		Theory	Lab	
1	HS	21HS71	Constitution of India and Professional Ethics	3	0	0	3	Theory	100	----	3	100	----	
2	CS	21CS72	Parallel Architecture and Distributed Programming (Theory & Practice)	3	0	1	4	Theory + Practice	100	50	3	100	50	
3	CS	21CS73GX	Professional Core Elective-III (Group - G)	3	0	0	3	Theory	100	----	3	100	----	
4	CS	21CS74HX	Professional Core Elective-IV (Group- H)	3	0	0	3	Theory	100	----	3	100	----	
5	XX	21XX75IX	Institutional Electives - II (Group I)	3	0	0	3	Theory	100	----	3	100	----	
6	CS	21CS76I	Summer Internship - III	0	0	2	2	Internship	----	50	2	----	50	
7	CS	21CS77P	Minor Project	0	0	2	2	Project	----	50	2	----	50	
				Total				20						



Professional Core Elective-III (Group - G)			
Sl. No.	COURSE CODE	COURSE TITLE	CREDITS
1	21IS73GA	Deep Learning (Common to CS & IS)	3
2	21CS73GB	Cyber Security for Industry 4.0 (Common to CS & IS)	3
3	21CS73GC	Application Delivery Controller and Virtualization	3
4	21CS73GD	Information Storage Management	3
5	21CS73GE	Computer Graphics and Virtual Reality	3

Professional Core Elective-IV (Group - H)			
Sl. No.	COURSE CODE	COURSE TITLE	CREDITS
1	21AI74HA	Generative Artificial Intelligence (Common to CS, IS & AI)	3
2	21CS74HB	Intelligent Software Defined Networks (Common to CS, IS & AI)	3
3	21CS74HC	Robotic Process Automation (Common to CS, IS & AI)	3
4	21CS74HD	Computer Vision (Common to CS & IS)	3
5	21CS74HE	Linux Internals	3



Institutional Electives - II (Group I)			
BoS	COURSE CODE	COURSE TITLE	CREDITS
AS	21AS75IA	Unmanned Aerial Vehicles	3
BT	21BT75IB	Healthcare Analytics	3
CH	21CH75IC	Sustainability and Life Cycle Analysis	3
CM	21CM75ID	Advances in Corrosion Science and Management	3
CS	21CS75IE	Prompt Engineering	3
CV	21CV75IF	Integrated Health Monitoring of Structures	3
EC	21EC75IG	Wearable Electronics	3
EE	21EE75IH	E-Mobility	3
EI	21EI75IJ	Programmable Logic Controllers and Applications.	3
ET	21ET75IK	Space Technology and Applications	3
IS	21IS75IL	Mobile Applications Development	3
IM	21IM75IM	Project Management	3
IM	21IM75IN	Supply Chain Analytics	3
ME	21ME75IO	Nuclear Engineering	3
HS	21HS75IQ	Cognitive Psychology	3
HS	21HS75IR	Principle and Practices of Cyber Law	3



Bachelor of Engineering in Computer Science & Engineering [CS]

EIGHTH SEMESTER

Slo. No.	BoS	Course Code	Course Title	Credit Allocation				Category	Max Marks CIE		SEE Duration (H)	Max Marks SEE	
				L	T	P	Total		Theory	Lab		Theory	Lab
1	CS	21CS81P	Major Project	0	0	12	12	Project	----	100	3	----	100

Total 12



Semester: VII					
CONSTITUTION OF INDIA AND PROFESSIONAL ETHICS					
Category: PROFESSIONAL CORE COURSE					
(Theory)					
Course Code	:	21HS71		CIE	: 100 Marks
Credits: L:T:P	:	3:0:0		SEE	: 100 Marks
Total Hours	:	39L		SEE Duration	: 3 Hours

Unit-I	10 Hrs
Salient features of Indian Constitution; Preamble to the Constitution of India; Provisions Relating to Citizenship in India-Modes of Acquisition and Termination of Citizenship of India. Scope & Extent of Fundamental Rights-Articles 14-32 with case studies; Right to Information Act, 2005 with Case studies.	
Unit – II	10 Hrs
Significance of Directive Principles of State Policy; Fundamental Duties in the Constitution of India; Union Executive- President and State Executive- Governor; Parliament & State Legislature; Council of Ministers; Union and State Judiciary; Emergency provisions; Elections commission . Human Rights & Human Rights Commission.	
Unit –III	05 Hrs
Consumer Protection Law - Definition and Need of Consumer Protection; Consumer Rights under the Consumer Protection Act, 2019; Unfair Trade Practice, Defect in goods, Deficiency in services; Product liability and Penal Consequences, False and Misleading Advertisement, E-Commerce, Alternate dispute Redress mechanism; Redresses Mechanisms under the Consumer Protection Act, 2019.	
Unit –IV	07 Hrs
Introduction to Labour and Industrial Law, Theory and Concept of Industrial Relations, Industrial Relations Code 2020, Code on Social Security 2020, Code on Occupational Safety, Health and Working Conditions 2020, Code on Wages 2020, Industrial Disputes Act , The Factories Act, 1948 ,Analysis of Recent Amendments made in Labour Laws.	
Unit –V	07 Hrs
Scope and aims of engineering ethics (NSPE Code of Ethics), Responsibility of Engineers, Impediments to responsibility. Honesty, Integrity and reliability, Risks, Safety and Liability in Engineering. Corporate Social Responsibility, Statutory Provision regarding prohibition and prevention of Ragging, The Sexual Harassment of Women at Workplace (Prevention, Prohibition and Redressal) Act, 2013.	

Course Outcomes: After completing the course, the students will be able to: -	
CO1	Equips with a comprehensive understanding of the legal and political framework of India, preparing them to engage with complex legal, social, and political issues both as professionals and responsible citizens.
CO2	Effectively advocate for consumer rights, navigate regulatory frameworks, and address emerging challenges in the marketplace & empowers them with the legal knowledge and practical skills necessary to protect consumers and promote fair business practices.
CO3	Equipping with the knowledge and skills to navigate legal, ethical, and social issues in their professional and personal lives & Cultivate a sense of professional integrity and responsibility, emphasizing the importance of ethical behavior in engineering.
CO4	Apply the knowledge to solve practical problems with regard to personal issues & business enterprises



Reference Books	
1.	Dr. J. N Pandey, Constitutional Law of India, Central Law Agency, 2023 Edition
2.	Avtar Singh: Law of Consumer Protection: Principles and Practice, Eastern Book Company, 5 th Edition, 2015, ISBN: 9789351452461.
3.	S.C. Srivastava: Industrial Relation and Labour Laws, Vikas Publishing House, 8 th Kindle Edition 2023, ASIN : B0C5CCJX63

RUBRIC FOR THE CONTINUOUS INTERNAL EVALUATION (THEORY)		
#	COMPONENTS	MARKS
1.	QUIZZES: Quizzes will be conducted in online/offline mode. TWO QUIZZES will be conducted & Each Quiz will be evaluated for 10 Marks adding up to 20 Marks. THE SUM OF TWO QUIZZES WILL BE CONSIDERED AS FINAL QUIZ MARKS.	20
2.	TESTS: Students will be evaluated in test consisting of descriptive questions with different complexity levels (Revised Bloom’s Taxonomy Levels: Remembering, Understanding, Applying, Analyzing, Evaluating, and Creating). TWO TESTS will be conducted. Each test will be evaluated for 50 Marks, adding up to 100 Marks. FINAL TEST MARKS WILL BE REDUCED TO 40 MARKS.	40
3.	EXPERIENTIAL LEARNING: Students will be evaluated for their creativity and practical implementation of the problem. Case study-based teaching learning (10), Program specific requirements (10), Video based seminar / presentation / demonstration (20) ADDING UPTO 40 MARKS.	40
MAXIMUM MARKS FOR THE CIE THEORY		100

RUBRIC FOR SEMESTER END EXAMINATION (THEORY)		
Q.NO.	CONTENTS	MARKS
PART A		
1	Objective type questions covering entire syllabus	20
PART B		
((Maximum of TWO Sub-divisions only) * (Small case lets and case example in one subdivision)case example in one subdivision)case example in one subdivision)		
2	Unit 1 : (Compulsory)	16
3 & 4	Unit 2 : Question 3 or 4	16
5 & 6	Unit 3 : Question 5 or 6	16
7 & 8	Unit 4 : Question 7 or 8	16
9 & 10	Unit 5: Question 9 or 10	16
TOTAL		100



Semester: VII			
PARALLEL ARCHITECTURE AND DISTRIBUTED PROGRAMMING			
Category: PROFESSIONAL CORE COURSE			
(Theory & Practice)			
Course Code	:	21CS72	CIE : 100+50 Marks
Credits: L:T:P	:	3:0:1	SEE : 100+50 Marks
Total Hours	:	40L+30P	SEE Duration : 03 + 03 Hours
Unit-I			8Hrs
<p>Fundamentals of computer design: Introduction; Defining computer architecture; Dependability, Measuring, reporting and summarizing Performance attributes; Quantitative Principles of computer design</p> <p>Pipelining: Introduction, pipeline hazards</p> <p>Instruction level parallelism (ILP): ILP basic concepts and challenges, basic compiler techniques for exposing ILP, reducing branch costs with prediction, overcoming data hazards with dynamic scheduling, hardware based speculation.</p>			
Unit – II			8 Hrs
<p>Multiprocessors and Thread level parallelism: Introduction, Symmetric shared memory architectures; Performance of symmetric shared memory multiprocessors, Distributed shared memory and directory-based coherence, Basics of synchronization, Models of memory consistency.</p>			
Unit –III			9 Hrs
<p>Data-Level Parallelism in Vector, SIMD, and GPU Architectures: Introduction, Vector Architecture, SIMD Instruction Set Extensions for Multimedia, Graphics Processing Units, Detecting and Enhancing Loop-Level Parallelism.</p> <p>Introduction to CUDA: Data Parallelism, CUDA Program Structure, A Matrix- Matrix Multiplication Example, Device Memories and Data Transfer. Self-Study: Kernel Functions and Threading.</p>			
Unit –IV			8 Hrs
<p>Introduction to Parallel Programming Principles of Parallel Algorithm design: Preliminaries, Decomposition Techniques, Characteristics of Tasks and Interactions, Mapping Techniques for Load Balancing, Methods for containing Interaction Overheads, Parallel Algorithms Models.</p> <p>Programming Using the Using Message Passing Paradigm: Principles of Message Passing Programming, Building Blocks, MPI, Topologies and Embedding , Overlapping Communication with Computation, Collective Communication and computation operations, Groups and Communicators.</p>			
Unit –V			7 Hrs
<p>Parallel Programming in OpenACC OpenACC Syntax, Compute Constructs, Data environment, Loop level parallelism- Kernels Versus Parallel Loops, Three Levels of Parallelism, Other Loop Constructs, Programming Tools for OpenACC - Common Characteristics of Architectures, Compiling OpenACC Code</p> <p>Introduction to Cloud Tensor Processing Unit How a TPU works, XLA compiler, TPU versus GPU</p>			

Course Outcomes: After completing the course, the students will be able to:-	
CO1	Apply parallel programming techniques to investigate parallel algorithms for solving computational problems.
CO2	Analyze the performance of parallel algorithms on different parallel architectures.
CO3	Design and implement parallel algorithms using appropriate parallel programming models such as OpenMP, MPI, CUDA and OpenACC.
CO4	Demonstrate Parallel computing concepts for suitable compute intensive real time applications



Reference Books	
1.	John L Hennessy, David A Patterson; “Computer Architecture: A Quantitative Approach”, Elsevier, 6 th Edition; 2017, eBook ISBN: 9780128119068, Paperback ISBN: 9780128119051
2.	Ananth Grama, Anshul Gupta, George Karypis, Vipin Kumar : Introduction to Parallel Computing, Second Edition Pearson Education, 2013, ISBN 13: 9788131708071
3.	Sunita Chandrasekaran, Guido Juckeland, OpenACC for Programmers: Concepts and Strategies, Addison-Wesley; 1 st edition (9 May 2018), ISBN-13: 978-0134694283
4.	CUDA Programming: A Developers Guide to Parallel Computing with GPUs, Shane Cook, First Edition, Morgan Kaufmann,2013, ISBN:9780124159334
5.	https://cloud.google.com/tpu/docs/intro-to-tpu

Laboratory Component

PART – A

Students are supposed to execute the programs on computationally intensive algorithms using OpenMP, MPI, CUDA and OpenACC

PART – B

Students are supposed to demonstrate a mini project using any of the parallel programming concepts.

RUBRIC FOR THE CONTINUOUS INTERNAL EVALUATION (THEORY)		
#	COMPONENTS	MARKS
1.	QUIZZES: Quizzes will be conducted in online/offline mode. TWO QUIZZES will be conducted & Each Quiz will be evaluated for 10 Marks. Each quiz is evaluated for 10 marks adding up to 20 MARKS	20
2.	TESTS: Students will be evaluated in test, descriptive questions with different complexity levels (Revised Bloom’s Taxonomy Levels: Remembering, Understanding, Applying, Analyzing, Evaluating, and Creating). TWO tests will be conducted. Each test will be evaluated for 50 Marks , adding up to 100 Marks. FINAL TEST MARKS WILL BE REDUCED TO 40 MARKS.	40
3.	EXPERIENTIAL LEARNING: Students will be evaluated for their creativity and practical implementation of the problem. Case study based teaching learning (10), Program specific requirements (10), Video based seminar/presentation/demonstration (10) Designing & Modeling (10) ADDING UPTO 40 MARKS.	40
4.	LAB: Conduction of laboratory exercises, lab report, observation, and analysis (20 Marks),lab test (10 Marks) and Innovative Experiment/ Concept Design and Implementation (20 Marks) adding up to 50 Marks. THE FINAL MARKS WILL BE 50 MARKS	50
MAXIMUM MARKS FOR THE CIE (THEORY+LAB)		150



RUBRIC FOR SEMESTER END EXAMINATION (THEORY)		
Q.NO.	CONTENTS	MARKS
PART A		
1	Objective type of questions covering entire syllabus	20
PART B (Maximum of THREE Sub-divisions only)		
2	Unit 1 : (Compulsory)	16
3 & 4	Unit 2 : Question 3 or 4	16
5 & 6	Unit 3 : Question 5 or 6	16
7 & 8	Unit 4 : Question 7 or 8	16
9 & 10	Unit 5: Question 9 or 10	16
TOTAL		100

RUBRIC FOR SEMESTER END EXAMINATION (LAB)		
Q.NO.	CONTENTS	MARKS
1	Write Up	10
2	Conduction of the Experiments	20
3	Viva	20
TOTAL		50



Semester: VII			
DEEP LEARNING			
Category: PROFESSIONAL CORE ELECTIVE –III (Group – G)			
(Theory)			
(Common to CS & IS)			
Course Code	:	21IS73GA	CIE : 100 Marks
Credits: L:T:P	:	3:0:0	SEE : 100 Marks
Total Hours	:	40L	SEE Duration : 03 Hours
Unit-I			08 Hrs
Neural Networks: What is a neural network, Models of a Neuron, Activation functions, Network Architectures, Knowledge representation, Learning Process.			
Deep Feedforward Networks: Multilayer Perceptron, Example: Learning XOR, Gradient-Based Learning, Hidden Units, Architecture Design, Back-Propagation Algorithm			
Unit – II			08 Hrs
Convolutional Networks: Convolution Operation, Motivation, Pooling, Convolution and Pooling as an Infinitely Strong Prior, Variants of the basic convolution function, Structured Outputs, Data types, Efficient Convolution Algorithms, Random or Unsupervised features, The Neuroscientific basis for convolutional networks.			
Unit –III			08 Hrs
Sequence Modeling: Recurrent and Recursive Nets: Unfolding Computational Graphs, Recurrent Neural Networks, Bidirectional RNNs, Encoder-Decoder Sequence-to-Sequence Architectures, Deep Recurrent Networks, Recursive Neural Networks, Echo State Networks, The Long Short-Term Memory and Other Gated RNNs			
Unit –IV			08 Hrs
Autoencoders: Undercomplete Autoencoders, Regularized Autoencoders, Representational Power, Layer Size and Depth, Stochastic Encoders and Decoders, Denoising Autoencoders, Contractive Auto encoders, Applications of Autoencoders			
Unit –V			08 Hrs
Pretrained models: Lenet, AlexNet, VGGNet, Densenet, Resnet, Improving Deep Neural Networks- Hyperparameter Tuning, Regularization and Optimization. Data Augmentation techniques.			
Other Architectures: Generative Adversarial Networks, Reinforcement Learning.			

Course Outcomes: After completing the course, the students will be able to:-	
CO1	Explain the concepts of neural network, its applications and various learning models
CO2	Apply the knowledge of neural networks in Recurrent, Recursive Nets and Auto-encoder models
CO3	Analyze different Network Architectures, learning tasks for various applications
CO4	Evaluate and compare the solutions by various Neural Network approaches for a given problem



Reference Books	
1	Deep Learning (Adaptive Computation and Machine Learning Series), Ian Good Fellow, YoshuaBengio and Aaron Courville, MIT Press (3 January 2017), ISBN-13: 978-0262035613.
2	Neural Networks and Learning Machines, Simon S. Haykin, 3rd Edition 2010, PHI Learning, ISBN-9789332586253, 933258625X.
3	Introduction to Artificial Neural Networks, GunjanGoswami, S.K. Kataria& Sons; 2012 Edition, ISBN-13: 978-9350142967.
4	Fundamentals of Deep Learning: Designing Next-Generation Machine Intelligence Algorithms, Nikhil Buduma, by O'Reilly Publications, 2016 Edition, ISBN-13: 978-1491925614.

RUBRIC FOR THE CONTINUOUS INTERNAL EVALUATION (THEORY)		
#	COMPONENTS	MARKS
1.	QUIZZES: Quizzes will be conducted in online/offline mode. TWO QUIZZES will be conducted & Each Quiz will be evaluated for 10 Marks adding up to 20 Marks. THE SUM OF TWO QUIZZES WILL BE CONSIDERED AS FINAL QUIZ MARKS.	20
2.	TESTS: Students will be evaluated in test consisting of descriptive questions with different complexity levels (Revised Bloom's Taxonomy Levels: Remembering, Understanding, Applying, Analyzing, Evaluating, and Creating). TWO TESTS will be conducted. Each test will be evaluated for 50 Marks, adding up to 100 Marks. FINAL TEST MARKS WILL BE REDUCED TO 40 MARKS.	40
3.	EXPERIENTIAL LEARNING: Students will be evaluated for their creativity and practical implementation of the problem. Case study-based teaching learning (10), Program specific requirements (10), Video based seminar / presentation / demonstration (20) ADDING UPTO 40 MARKS.	40
MAXIMUM MARKS FOR THE CIE THEORY		100

RUBRIC FOR SEMESTER END EXAMINATION (THEORY)		
Q.NO.	CONTENTS	MARKS
PART A		
1	Objective type of questions covering entire syllabus	20
PART B (Maximum of TWO Sub-divisions only)		
2	Unit 1 : (Compulsory)	16
3 & 4	Unit 2 : Question 3 or 4	16
5 & 6	Unit 3 : Question 5 or 6	16
7 & 8	Unit 4 : Question 7 or 8	16
9 & 10	Unit 5: Question 9 or 10	16
TOTAL		100



Semester: VII			
CYBER SECURITY FOR INDUSTRY 4.0			
Category: PROFESSIONAL CORE ELECTIVE –III (Group – G)			
(Theory)			
(Common to CS & IS)			
Course Code	:	21CS73GB	CIE : 100 Marks
Credits: L:T:P	:	3:0:0	SEE : 100 Marks
Total Hours	:	40L	SEE Duration : 3 Hours
Unit-I			08 Hrs
<p>Industry 4.0 and Introduction to Industry 5.0: Fourth Industrial Revolution Globalization and Emerging Issues LEAN Production Systems Smart and Connected Business Perspective Smart Factories Cyber-Physical Systems and Next Generation Sensors Collaborative Platform and Product Lifecycle Management Augmented Reality and Virtual Reality Artificial Intelligence Big Data and Advanced Analysis Cybersecurity in Industry 4.0. Introduction to Industry 5.0 and its concepts, core values, enabling technologies, challenges, and responses.</p>			
Unit – II			08 Hrs
<p>Industrial Internet of Things (IIoT): Introduction to Industrial IoT Difference between IoT and IIoT Industrial Processes Industrial Sensing and Actuation IIoT Business Model Industrial Internet Systems IIoT Reference Architecture Key enablers of IIoT/ IIoT Layers: IIoT Sensing, IIoT Processing, IIoT Communication, IIoT Networking.</p>			
Unit –III			08 Hrs
<p>System Management: Server Configuration, Virtual Servers, Network Storage Systems, Service Level Agreements, Performance and Capacity, Management, Backup, Change Management, System Management Best Practices. Networks and Communication: Network Management Concepts, Firewalls, Virtual Private Networks and IP Security, Security Considerations for Network Management, Electronic Communications, Network and Communications Best Practices.</p>			
Unit –IV			08 Hrs
<p>Technical Security Management: Security Architecture, Malware Protection software, Identity and Access Management, Intrusion Detection, Data loss Prevention, Digital Rights Management, Cryptographic Solutions, Cryptographic Key Management, Public Key Infrastructure, Technical Security Best practices.</p>			
Unit –V			08 Hrs
<p>Domain Based Case studies: IoT Hacking, PLC – SCADA hacking, Automotive Hacking, Wireless Hacking, SQL injection, Phishing and its types, Cloud security, Database Security.</p>			

Course Outcomes: After completing the course, the students will be able to:-	
CO1	Develop a deep understanding of cybersecurity concepts within Industry 4.0 environments.
CO2	Acquire the ability to analyze and identify cyber threats relevant to Industry 4.0 ecosystems.
CO3	Develop skills to design and implement robust cybersecurity architectures for Industry 4.0 systems.
CO4	Build capabilities to effectively respond to cyber incidents within Industry 4.0 contexts.
CO5	Develop proficiency in applying theoretical knowledge to practical situations, fostering the ability to propose effective solutions to case-specific challenges.



Reference Books	
1	“Introduction to Industrial Internet of Things and Industry 4.0”, Sudip Misra, Chandana Roy, Anandarup Mukherjee, 1 st Edition, CRC Press, ISBN-10- 0367644711, 2022. (UNIT 1)
2	Industrial Internet of Things (IIoT): Intelligent Analytics for Predictive Maintenance, R. Anandan, Suseendran Gopalakrishnan, et al, 1 st Edition, Wiley-Scrivener, ISBN-10-1119768772, 2022. (UNIT 2)
3	“Effective Cybersecurity”, William Stallings, Pearson Education, 2019, ISBN-13:978-0-13- 477280-6 (UNIT 3 and UNIT 4)
4	“Industry 4.0: The Industrial Internet of Things”, by Alasdair Gilchrist (Apress) 2, 2016, ISBN-13 (pbk): 978-1-4842-2046-7
5	Cyber security: The Essential Body of Knowledge, Dan Shoemaker, Ph.D., William Arthur Conklin, Wm Arthur Conklin, 2012 by cengage learning, ISBN13:978-1-4354-8169-5
6	“Cyber Security Essentials”, James Graham, Richard Howard, Ryan Olson, Taylor and Francis Group. ISBN13: 978-1-4398-5126-5
7	Cybersecurity for Industry 4.0 - Analysis for Design and Manufacturing, Lane Thames, Dirk Schaefer, Springer Series in Advanced Manufacturing, DOI: https://doi.org/10.1007/978-3-319-50660-9 , Springer Cham, ISBN978-3-319-50659-3, 2017. (UNIT 5)

RUBRIC FOR THE CONTINUOUS INTERNAL EVALUATION (THEORY)		
#	COMPONENTS	MARKS
1.	QUIZZES: Quizzes will be conducted in online/offline mode. TWO QUIZZES will be conducted & Each Quiz will be evaluated for 10 Marks adding up to 20 Marks. THE SUM OF TWO QUIZZES WILL BE CONSIDERED AS FINAL QUIZ MARKS.	20
2.	TESTS: Students will be evaluated in test consisting of descriptive questions with different complexity levels (Revised Bloom’s Taxonomy Levels: Remembering, Understanding, Applying, Analyzing, Evaluating, and Creating). TWO TESTS will be conducted. Each test will be evaluated for 50 Marks, adding up to 100 Marks. FINAL TEST MARKS WILL BE REDUCED TO 40 MARKS.	40
3.	EXPERIENTIAL LEARNING: Students will be evaluated for their creativity and practical implementation of the problem. Case study-based teaching learning (10), Program specific requirements (10), Video based seminar / presentation / demonstration (20) ADDING UPTO 40 MARKS.	40
MAXIMUM MARKS FOR THE CIE THEORY		100

RUBRIC FOR SEMESTER END EXAMINATION (THEORY)		
Q.NO.	CONTENTS	MARKS
PART A		
1	Objective type of questions covering entire syllabus	20
PART B (Maximum of TWO Sub-divisions only)		
2	Unit 1 : (Compulsory)	16
3 & 4	Unit 2 : Question 3 or 4	16
5 & 6	Unit 3 : Question 5 or 6	16
7 & 8	Unit 4 : Question 7 or 8	16
9 & 10	Unit 5: Question 9 or 10	16
TOTAL		100



Semester: VII			
APPLICATION DELIVERY CONTROLLER AND VIRTULIZATION			
Category: PROFESSIONAL CORE ELECTIVE –III (Group – G)			
(Theory)			
Course Code	:	21CS73GC	CIE : 100 Marks
Credits: L:T:P	:	3:0:0	SEE : 100 Marks
Total Hours	:	40L	SEE Duration : 3 Hours
Unit-I			8 Hrs
<p>Load balancers: Concepts of L4 load balancing, Managing application delivery using load balancers, L7 Load balancing, Persistence methods, Health monitoring ADC: Introduction, Why ADC is needed and a brief introduction, How ADC is different from a legacy load balancer, Overview of broadened ADC use cases</p>			
Unit – II			10 Hrs
<p>SCentralize management for NetScaler (Console), Deployment models for Enterprise Apps, SSL offloading and acceleration, Deep Packet Inspection, Web Application Firewalls (WAF)</p>			
Unit –III			8 Hrs
<p>Traffic Management: Core principles of traffic management, Multiprotocol Label Switching, DNS and global server load balancing, Content switching, AppQoE, TCP and SSL profiles, Introduction to Optimization and Security</p>			
Unit –IV			7 Hrs
<p>Virtualization and Cloud: Why virtualizing ADCs is important, Essentials of virtualization and cloud computing, Cloud computing infrastructure, Public clouds like AWS, Azure & Google cloud, How to deliver Apps through Cloud and virtual data centers.</p>			
Unit –V			7 Hrs
<p>Micro services and Containers : Introduction to Micro services & Containers, Container Orchestration, Kubernetes, Monitoring, Logging & Tracing tools</p>			

Course Outcomes: After completing the course, the students will be able to:-	
CO1	Understand the relevance of various network functionalities like load balancer, ADC and offloading.
CO2	Identify the components of application delivery controller and its importance in network traffic management
CO3	Analyze the performance issues of internetwork and explore protocols related to traffic management
CO4	Investigate the relevance of virtualization and cloud native architectures in evolving business scenario.

Reference Books



1	Rick Roetenberg, Marius Sandbu, “Mastering NetScaler VPX,” 2 nd edition, Packt Publishing, ISBN: 978-1-78528-898-2
2	Instructor notes and videos
3	Citrix ADC 13.0, Citrix Product Documentation dated May 28, 2021
4	Citrix NetScaler Deployment Guide and Citrix whitepapers from Citrix website
5	Deepak Vohra, “Kubernetes Microservices with Docker,” ISBN-13: 978-1-4842-1906-5

RUBRIC FOR THE CONTINUOUS INTERNAL EVALUATION (THEORY)		
#	COMPONENTS	MARKS
1.	QUIZZES: Quizzes will be conducted in online/offline mode. TWO QUIZZES will be conducted & Each Quiz will be evaluated for 10 Marks adding up to 20 Marks. THE SUM OF TWO QUIZZES WILL BE CONSIDERED AS FINAL QUIZ MARKS.	20
2.	TESTS: Students will be evaluated in test consisting of descriptive questions with different complexity levels (Revised Bloom’s Taxonomy Levels: Remembering, Understanding, Applying, Analyzing, Evaluating, and Creating). TWO TESTS will be conducted. Each test will be evaluated for 50 Marks, adding up to 100 Marks. FINAL TEST MARKS WILL BE REDUCED TO 40 MARKS.	40
3.	EXPERIENTIAL LEARNING: Students will be evaluated for their creativity and practical implementation of the problem. Case study-based teaching learning (10), Program specific requirements (10), Video based seminar / presentation / demonstration (20) ADDING UPTO 40 MARKS.	40
MAXIMUM MARKS FOR THE CIE THEORY		100

RUBRIC FOR SEMESTER END EXAMINATION (THEORY)		
Q.NO.	CONTENTS	MARKS
PART A		
1	Objective type of questions covering entire syllabus	20
PART B (Maximum of TWO Sub-divisions only)		
2	Unit 1 : (Compulsory)	16
3 & 4	Unit 2 : Question 3 or 4	16
5 & 6	Unit 3 : Question 5 or 6	16
7 & 8	Unit 4 : Question 7 or 8	16
9 & 10	Unit 5: Question 9 or 10	16
TOTAL		100



Semester: VII			
INFROMATION STORAGE MANAGEMENT			
Category: PROFESSIONAL CORE ELECTIVE –III (Group – G)			
(Theory)			
Course Code	:	21CS73GD	CIE : 100 Marks
Credits: L:T:P	:	3:0:0	SEE : 100 Marks
Total Hours	:	40L	SEE Duration : 3 Hours
Unit-I			8 Hrs
<p>Introduction to Information Storage and Management, Storage System Environment: Information Storage, Evolution of Storage Technology and Architecture, Data Center Infrastructure, Key Challenges in Managing Information, Information Lifecycle Components of Storage System Environment, Disk Drive Components, Disk Drive Performance, Fundamental Laws Governing Disk Performance, Logical Components of the Host, Application Requirements and Disk Performance.</p>			
Unit – II			8 Hrs
<p>Data Protection, Intelligent Storage system: Implementation of RAID, RAID Array Components, RAID Levels, RAID Comparison, RAID Impact on Disk Performance, Hot Spares Components of an Intelligent Storage System, Intelligent Storage Array</p>			
Unit –III			8 Hrs
<p>Direct-Attached Storage, SCSI, and Storage Area Networks: Types of DAS, DAS Benefits and Limitations, Disk Drive Interfaces, Introduction to Parallel SCSI, Overview of Fibre Channel, The SAN and Its Evolution, Components of SAN, FC Connectivity, Fibre Channel Ports, Fibre Channel Architecture, Zoning, Fibre Channel Login Types, FC Topologies</p>			
Unit –IV			8 Hrs
<p>Backup Purpose, Backup Considerations, Backup Granularity, Recovery Considerations, Backup Methods, Backup Process, Backup and restore Operations, Backup Topologies, Backup in NAS Environments, Backup Technologies. Local Replication, Remote Replication: Source and Target, Uses of Local Replicas, Data Consistency, Local Replication Technologies, Restore and Restart Considerations, Creating Multiple Replicas, Management Interface, Modes of Remote Replication, Remote Replication Technologies, Network Infrastructure</p>			
Unit –V			8 Hrs
<p>Securing the Storage Infrastructure, Managing the Storage Infrastructure: Storage Security Framework, Risk Triad, Storage Security Domains, Security Implementations in Storage Networking Monitoring the Storage Infrastructure, Storage Management Activities, Storage Infrastructure Management Challenges, Developing an Ideal Solution.</p>			

Course Outcomes: After completing the course, the students will be able to:-	
CO1	To impart basic principles of storage infrastructure and its components
CO2	Identify components of managing and monitoring the data center
CO3	To Examine and evaluate storage architectures and emerging technologies including IP-SAN
CO4	To Define backup, recovery, disaster recovery, business continuity, and replication
CO5	To expose the students to different Backup, Archive and Replication, Business Continuity, Local Replication, Cloud Computing, Securing Storage Infrastructure.



Reference Books	
1.	Information storage and management- Somasundaram, Gnanasundaram, AlokShrivatsava, 2nd Edition, 2015, Wiley publishing ISBN 978-81-265-3750-1.
2.	Storage Networking-Real World Skills for the CompTIA Storage+ Certification and Beyond by Nigel Poulton, Publishers, SYBEX a Wiley brand, 2015: ISBN-13 : 978-8126557677
3.	Storage Networks Explained – by Ulf Troppens, Wolfgang Muller-Freidt, Rainer Wolafka, IBM Storage Software Development, Germany. Publishers: Wiley
4.	Storage Networks: The Complete Reference – Robert Spalding, 2003, Tata McGraw Hill, ISBN: 978-007224764
5.	Introduction to Storage Area Networks - Jon Tate, Pall Beck, Hector Hugo, Ibarra ShanmuganathanKumaravel, Libor Miklas, 9th Edition , December 2017, IBM Redbooks, ISBN-13: 9780738442884.

RUBRIC FOR THE CONTINUOUS INTERNAL EVALUATION (THEORY)		
#	COMPONENTS	MARKS
1.	QUIZZES: Quizzes will be conducted in online/offline mode. TWO QUIZZES will be conducted & Each Quiz will be evaluated for 10 Marks adding up to 20 Marks. THE SUM OF TWO QUIZZES WILL BE CONSIDERED AS FINAL QUIZ MARKS.	20
2.	TESTS: Students will be evaluated in test consisting of descriptive questions with different complexity levels (Revised Bloom’s Taxonomy Levels: Remembering, Understanding, Applying, Analyzing, Evaluating, and Creating). TWO TESTS will be conducted. Each test will be evaluated for 50 Marks, adding up to 100 Marks. FINAL TEST MARKS WILL BE REDUCED TO 40 MARKS.	40
3.	EXPERIENTIAL LEARNING: Students will be evaluated for their creativity and practical implementation of the problem. Case study-based teaching learning (10), Program specific requirements (10), Video based seminar / presentation / demonstration (20) ADDING UPTO 40 MARKS.	40
MAXIMUM MARKS FOR THE CIE THEORY		100

RUBRIC FOR SEMESTER END EXAMINATION (THEORY)		
Q.NO.	CONTENTS	MARKS
PART A		
1	Objective type of questions covering entire syllabus	20
PART B (Maximum of TWO Sub-divisions only)		
2	Unit 1 : (Compulsory)	16
3 & 4	Unit 2 : Question 3 or 4	16
5 & 6	Unit 3 : Question 5 or 6	16
7 & 8	Unit 4 : Question 7 or 8	16
9 & 10	Unit 5: Question 9 or 10	16
TOTAL		100



Semester: VII			
COMPUTER GRAPHICS AND VIRTUAL REALITY			
Category: PROFESSIONAL CORE ELECTIVE –III (Group – G)			
(Theory)			
Course Code	:	21CS73GE	CIE : 100 Marks
Credits: L:T:P	:	3:0:0	SEE : 100 Marks
Total Hours	:	40L	SEE Duration : 3 Hours
Unit-I			8 Hrs
Introduction to Computer Graphics and Virtual Reality:			
Application areas of Computer Graphics, Introduction to Graphics Programming with OpenGL, The OpenGL API: Graphics Functions, The Graphics Pipeline and state Machines, The OpenGL Interface, Primitives and Attributes, Polygon Basics: polygon types in OpenGL, Attributes, Color, RGB Color, Indexed Color, Control Functions, The Three- Dimensional Sierpinski Gasket. Display Lists Definition and execution of display Lists, Programming.			
Introduction to Virtual Reality : The three I's of virtual reality, commercial VR technology and the five classic components of a VR system.			
Unit – II			7 Hrs
Input and Output Devices:			
Input and Interaction: Input Devices. Physical Input Devices, Logical Devices. Measure and trigger. Input Modes. Event-Driven Input: Using the pointing device, Window events, and Keyboard events. Menus.			
VR related Input Devices: Trackers, Navigation, and Gesture Interface;			
VR related Output Devices: sound displays & haptic feedback			
Unit –III			9 Hrs
Raster graphics algorithms and Geometric Transformations:			
Points and lines, line drawing algorithms, mid-point circle algorithm; Filled area primitives: Scan line polygon fill algorithm, boundary-fill and flood-fill algorithms.			
2-D viewing: The viewing pipeline, viewing coordinate reference frame, window to view-port coordinate transformation, viewing functions, Cohen-Sutherland and Liang Barsky line clipping algorithms, Sutherland – Hodgeman polygon clipping algorithm.			
Geometric Transformations: 2-D geometrical transformations: Translation, Scaling, Rotation, reflection and shear transformations, matrix representations and homogeneous coordinates, composite transforms, transformations between coordinate systems.			
Unit –IV			8 Hrs
Geometric Transformations (contd..)			
3-D Geometrical Transformations: Translation, Scaling, Rotation.			
Viewing, Curves and Visible Surface Detection: Viewing pipeline: viewing coordinates, Aspect Ratio and view ports, view volume, 3-D clipping. Projections: Classification of planar geometric projections, Projections in OpenGL; Visible surface detection: Classification, back-face detection, depth-buffer, scan-line, depth sorting, BSP-tree methods, area sub-division and octree methods.			
Unit –V			8 Hrs
Modelling in Virtual Reality:			
Geometric modelling: Virtual Object Shape, Object Visual Appearance, Kinematics Modelling: Homogeneous Transformation Matrices, Object Position, Transformation Invariants, Object Hierarchies, Viewing the Three-Dimensional World, Physical Modelling: Collision Detection, Surface Deformation, Force Computation, Force Smoothing and Mapping, Haptic Texturing, Behaviour modelling			



Course Outcomes: After completing the course, the students will be able to:-	
CO1	Apply the basic concepts of Computer Graphics & Virtual Reality which illustrates the use of the pipeline architecture, OpenGL library and VR technologies & tools.
CO2	Analyze and make an appropriate choice of methods required for computer representation of 2D/3D objects and modelling in Virtual Reality.
CO3	Design applications like games, etc..which involve animation using OpenGL library & VR tools.
CO4	Implement common geometric construction & VR techniques as a solution to Engineering applications.
CO5	Exhibit teamwork and effective oral/written communication skills in order to accomplish a common goal of solving Computer Graphics & Virtual Reality powered problems with the engineering community and society at large, and engage in continuing professional development .

Reference Books	
1.	Computer Graphics with OpenGL, Donald D. Hearn, M. Pauline Baker, Warren Carithers, 4th Edition, 2010, Pearson Education, ISBN-13: 978-0136053583.
2.	Interactive Computer Graphics: A Top-Down Approach Using OpenGL, Edward Angel, 5th Edition, 2010, Pearson Education, ISBN: 978131725306.
3.	Computer Graphics, Zhigang Xiang and Roy Plastock, 2nd Edition, 2007, ASIN: 0070601658, Tata McGraw-Hill, ISBN-13: 978-0070601659.
4.	Burdea, G. C. and P. Coffet. Virtual Reality Technology, 2nd Edition. Wiley-IEEE Press, 2003/2006
5.	Computer Graphics with OpenGL, Donald D. Hearn, M. Pauline Baker, Warren Carithers, 4th Edition, 2010, Pearson Education, ISBN-13: 978-0136053583.

RUBRIC FOR THE CONTINUOUS INTERNAL EVALUATION (THEORY)		
#	COMPONENTS	MARKS
1.	QUIZZES: Quizzes will be conducted in online/offline mode. TWO QUIZZES will be conducted & Each Quiz will be evaluated for 10 Marks adding up to 20 Marks. THE SUM OF TWO QUIZZES WILL BE CONSIDERED AS FINAL QUIZ MARKS.	20
2.	TESTS: Students will be evaluated in test consisting of descriptive questions with different complexity levels (Revised Bloom’s Taxonomy Levels: Remembering, Understanding, Applying, Analyzing, Evaluating, and Creating). TWO TESTS will be conducted. Each test will be evaluated for 50 Marks, adding up to 100 Marks. FINAL TEST MARKS WILL BE REDUCED TO 40 MARKS.	40
3.	EXPERIENTIAL LEARNING: Students will be evaluated for their creativity and practical implementation of the problem. Case study-based teaching learning (10), Program specific requirements (10), Video based seminar / presentation / demonstration (20) ADDING UPTO 40 MARKS.	40
MAXIMUM MARKS FOR THE CIE THEORY		100



RUBRIC FOR SEMESTER END EXAMINATION (THEORY)		
Q.NO.	CONTENTS	MARKS
PART A		
1	Objective type of questions covering entire syllabus	20
PART B (Maximum of TWO Sub-divisions only)		
2	Unit 1 : (Compulsory)	16
3 & 4	Unit 2 : Question 3 or 4	16
5 & 6	Unit 3 : Question 5 or 6	16
7 & 8	Unit 4 : Question 7 or 8	16
9 & 10	Unit 5: Question 9 or 10	16
TOTAL		100



Semester: VII					
GENERATIVE ARTIFICIAL INTELLIGENCE					
Category: PROFESSIONAL CORE ELECTIVE –IV (Group – H)					
(Theory)					
(Common to CS, IS & AI)					
Course Code	:	21AI74HA		CIE	: 100 Marks
Credits: L: T: P	:	3:0:0		SEE	: 100 Marks
Total Hours	:	45L		SEE Duration	: 3.00 Hours

Unit-I		9Hrs
Introduction to Generative Deep Learning, Generative Modeling What Is Generative Modeling? Historical perspective on Generative AI, Generative Versus Discriminative Modeling, Introduction to Large Language Models (LLMs), Applications of Large Language Models, Limitations and Risks of Large Language Models		
Unit – II		9Hrs
Variational Autoencoders Introduction, Autoencoders, The Autoencoder Architecture the Encoder, The Decoder, Joining the Encoder to the Decoder, Analysis of the Autoencoder Building a Variational Autoencoder The Encoder The Loss Function Analysis of the Variational Autoencoder Using VAEs to Generate Faces, Training the VAE, Analysis of the VAE, Generating New Faces, Latent Space Arithmetic, Morphing Between Faces		
Unit –III		9Hrs
Generative Adversarial Networks Introduction to GAN (GAN), The Discriminator, The Generator Cycle GAN Overview, The Generators (U-Net) The Discriminators Compiling the Cycle GAN Training the Cycle GAN Analysis of the Cycle GAN Creating a Cycle GAN to Paint Like Monet the Generators (ResNet) Analysis of the Cycle GAN. Neural Style Transfer Content Loss Style Loss Total Variance Loss Running the Neural Style Transfer Analysis of the Neural Style Transfer Model		
Unit -IV		9Hrs
Diffusion Models Introduction Denoising Diffusion Models (DDM), The Flowers Dataset, The Forward Diffusion Process, The Reparameterization Trick, Diffusion Schedules, the Reverse Diffusion Process. Energy-Based Models Introduction Energy-Based Models, The MNIST Dataset, The Energy Function Sampling, Using Langevin Dynamics		
Unit -V		9Hrs
Bias and Fairness in Generative AI: Understanding Bias in AI Types of biases (algorithmic, data, societal) Fairness Metrics Statistical parity, equal opportunity, disparate impact Mitigation Strategies Pre-processing, in-processing, and post-processing techniques Ethical Design and Deployment of Generative AI Ethical AI Design Principles Human-centered design, ethical by design Deployment Challenges Real-world implementation, monitoring, and feedback loops Responsible AI Frameworks Guidelines and best practices for ethical deployment		

Course Outcomes: After completing the course, the students will be able to	
CO1:	Apply the concepts and principles of Generative Artificial Intelligence to engineering requirements.
CO2:	Design and demonstrate proficiency in implementing and training various generative AI models using modern tools.
CO3:	Investigate the need for Generative AI techniques to solve real-world problems in diverse domains.
CO4:	Explore advanced topics and research directions in Generative AI and critically evaluate their potential applications.
CO5	Equip students with the knowledge to identify and address ethical issues in Generative AI, focusing on fairness, accountability, transparency, and human rights.



Reference Books	
1	“Generative Deep Learning: Teaching Machines to Paint, Write, Compose, and Play” by David Foster, 2 nd Edition, 2023. ISBN: 978-1492041948. Publisher: O’Reilly Media.
2	“Deep Learning” by Ian Goodfellow, Yoshua Bengio, and Aaron Courville. 2 nd Edition 2016, ISBN: 978-0262035613. Publisher: MIT Press.
3	“Fairness and Machine Learning: Limitations and Opportunities”; Author(s) Solon Barocas, Moritz Hardt, Arvind Narayanan, 2023, ISBN-10/ASIN: 0262048612, Publisher: MIT Press
4	"Responsible Artificial Intelligence: How to Develop and Use AI in a Responsible Way" by Virginia Dignum , 1 st Edition, 2021, ISBN 9783030303716, Publisher: MIT Press

RUBRIC FOR THE CONTINUOUS INTERNAL EVALUATION (THEORY)		
#	COMPONENTS	MARKS
1.	QUIZZES: Quizzes will be conducted in online/offline mode. TWO QUIZZES will be conducted & Each Quiz will be evaluated for 10 Marks adding up to 20 Marks. THE SUM OF TWO QUIZZES WILL BE CONSIDERED AS FINAL QUIZ MARKS.	20
2.	TESTS: Students will be evaluated in test consisting of descriptive questions with different complexity levels (Revised Bloom’s Taxonomy Levels: Remembering, Understanding, Applying, Analyzing, Evaluating, and Creating). TWO TESTS will be conducted. Each test will be evaluated for 50 Marks, adding up to 100 Marks. FINAL TEST MARKS WILL BE REDUCED TO 40 MARKS.	40
3.	EXPERIENTIAL LEARNING: Students will be evaluated for their creativity and practical implementation of the problem. Case study-based teaching learning (10), Program specific requirements (10), Video based seminar / presentation / demonstration (20) ADDING UPTO 40 MARKS.	40
MAXIMUM MARKS FOR THE CIE THEORY		100

RUBRIC FOR SEMESTER END EXAMINATION (THEORY)		
Q.NO.	CONTENTS	MARKS
PART A		
1	Objective type of questions covering entire syllabus	20
PART B (Maximum of TWO Sub-divisions only)		
2	Unit 1 : (Compulsory)	16
3 & 4	Unit 2 : Question 3 or 4	16
5 & 6	Unit 3 : Question 5 or 6	16
7 & 8	Unit 4 : Question 7 or 8	16
9 & 10	Unit 5: Question 9 or 10	16
TOTAL		100



Semester: VII			
INTELLIGENT SOFTWARE DEFINED NETWORKS			
Category: PROFESSIONAL CORE ELECTIVE –IV (Group – H)			
(Theory)			
(Common to CS, IS & AI)			
Course Code	:	21CS74HB	CIE : 100 Marks
Credits: L:T:P	:	3:0:0	SEE : 100 Marks
Total Hours	:	40L	SEE Duration : 3 Hours
Unit-I			8 Hrs
<p>The Genesis of SDN: The Evolution of Networking Technology, Forerunners of SDN, Software Defined Networking is Born, Sustaining SDN Interoperability, Legacy Mechanisms Evolve Toward SDN, Network Virtualization.</p> <p>How SDN Works: Fundamental Characteristics of SDN, SDN Operation, SDN Devices, SDN Controller, SDN Applications, Alternate SDN Methods</p>			
Unit – II			8 Hrs
<p>The OpenFlow Specification - OpenFlow Overview, OpenFlow 1.0 and OpenFlow Basics, OpenFlow 1.1 Additions, OpenFlow 1.2 Additions, OpenFlow 1.3 Additions, OpenFlow Limitations.</p>			
Unit –III			8 Hrs
<p>Alternative Definition of SDN: Potential drawbacks of Open SDN, SDN via APIs, SDN via Hypervisor based overlays, SDN via Opening up the Device. Network function virtualization. Alternative overlap and rakning.</p>			
Unit –IV			8 Hrs
<p>SDN in the Data Center- Data Center Definition, Data Center Demands, Tunneling Technologies for the Data Center, Path Technologies in the Data Center, Ethernet Fabrics in the Data Center, SDN Use Cases in the Data Center, Open SDN versus Overlays in the Data Center, Real-World Data Center Implementations.</p> <p>SDN in Other Environments - Consistent Policy Configuration, Global Network View, Wide Area Networks, Service Provider and Carrier Networks, Campus Networks, Hospitality Networks, Mobile Networks.</p>			
Unit –V			8 Hrs
<p>Intelligent Software Defined Network: Artificial intelligence enabled software[1]defined networking: a comprehensive overview, Network AI: An Intelligent Network Architecture for Self-Learning Control Strategies in Software Defined Networks, Intelligent Routing based on Reinforcement Learning for Software-Defined Networking</p>			

Course Outcomes: After completing the course, the students will be able to:-	
CO1	Understand the fundamental definitions, standards and protocols for Software defined Networks (SDN)
CO2	Explore network programmability through different components such as network programming switches and controller that develop into SDN framework
CO3	Design network programmable applications using SDN frameworks
CO4	Analyze the applicability of SDN for future network programmability.



Reference Books	
1.	Software Defined Networks: A Comprehensive Approach, by Paul Goransson and Chuck Black, Morgan Kaufmann, June 2014, Print Book ISBN: 9780124166752, eBook ISBN : 9780124166844
2.	SDN: Software Defined Networks, An Authoritative Review of Network Programmability Technologies, By Thomas D. Nadeau, Ken Gray Publisher: O'Reilly Media, August 2013, ISBN: 978-1-4493-4230-2, ISBN 10:1-4493-4230-2.
3.	Network Innovation through OpenFlow and SDN: Principles and Design, Edited by Fei Hu, CRC Press, ISBN-10: 1466572094, 2014.
4.	Software defined networks: Design and Deployment, Patricia A. Morreale and James M. Anderson. CRC Press, First edition, December 2014, ISBN: 9781482238631
5.	Latah, Majd, and Levent Toker. "Artificial intelligence enabled software-defined networking: a comprehensive overview." IET networks 8.2 (2019): 79-99. (UNIT 5)
6.	Yao, Haipeng, et al. "NetworkAI: An intelligent network architecture for self-learning control strategies in software defined networks." IEEE Internet of Things Journal 5.6 (2018): 4319-4327. (UNIT 5)
7.	Casas-Velasco, Daniela M., Oscar Mauricio Caicedo Rendon, and Nelson LS da Fonseca. "Intelligent routing based on reinforcement learning for software-defined networking." IEEE Transactions on Network and Service Management 18.1 (2020): 870-881. (UNIT 5)

RUBRIC FOR THE CONTINUOUS INTERNAL EVALUATION (THEORY)		
#	COMPONENTS	MARKS
1.	QUIZZES: Quizzes will be conducted in online/offline mode. TWO QUIZZES will be conducted & Each Quiz will be evaluated for 10 Marks adding up to 20 Marks. THE SUM OF TWO QUIZZES WILL BE CONSIDERED AS FINAL QUIZ MARKS.	20
2.	TESTS: Students will be evaluated in test consisting of descriptive questions with different complexity levels (Revised Bloom's Taxonomy Levels: Remembering, Understanding, Applying, Analyzing, Evaluating, and Creating). TWO TESTS will be conducted. Each test will be evaluated for 50 Marks, adding up to 100 Marks. FINAL TEST MARKS WILL BE REDUCED TO 40 MARKS.	40
3.	EXPERIENTIAL LEARNING: Students will be evaluated for their creativity and practical implementation of the problem. Case study-based teaching learning (10), Program specific requirements (10), Video based seminar / presentation / demonstration (20) ADDING UPTO 40 MARKS.	40
MAXIMUM MARKS FOR THE CIE THEORY		100

RUBRIC FOR SEMESTER END EXAMINATION (THEORY)		
Q.NO.	CONTENTS	MARKS
PART A		
1	Objective type of questions covering entire syllabus	20
PART B (Maximum of TWO Sub-divisions only)		
2	Unit 1 : (Compulsory)	16
3 & 4	Unit 2 : Question 3 or 4	16
5 & 6	Unit 3 : Question 5 or 6	16
7 & 8	Unit 4 : Question 7 or 8	16
9 & 10	Unit 5: Question 9 or 10	16
TOTAL		100



Semester: VII			
ROBOTIC PROCESS AUTOMATION			
Category: PROFESSIONAL CORE ELECTIVE –IV (Group – H)			
(Theory)			
(Common to CS, IS & AI)			
Course Code	:	21CS74HC	CIE : 100 Marks
Credits: L:T:P	:	3:0:0	SEE : 100 Marks
Total Hours	:	40L	SEE Duration : 3 Hours

Unit – I	8 Hrs
<p>RPA Concepts: RPA Basics, History of Automation, what is RPA? RPA vs Automation, Processes & Flowcharts, Programming Constructs in RPA, What Processes can be Automated? Types of Bots, Workloads that can be automated.</p> <p>RPA Advanced Concepts: Standardization of processes, Setting up the Centre of Excellence, RPA Development methodologies, Difference from SDLC, RPA journey, RPA business case, RPA Team, Process Design Document/Solution Design Document, Industries best suited for RPA, Risks & Challenges with RPA, RPA and emerging ecosystem.</p>	
Unit – II	8 Hrs
<p>RPA Tool Introduction: Introduction to UiPath - the User Interface, Types of Variables, Variables in UiPath, Managing Arguments, The Arguments Panel, Namespaces; Control flow statements in UiPath, Sequences and Flowcharts, Control Flow Activities</p> <p>Data Manipulation Introduction, Data Manipulation Operations, Types of data storing variables, Text Manipulation, main string methods.</p> <p>UiPath Recording: Basic, Desktop and Web Recording, Image and Native Citrix Recording, Input/output methods, Types of OCR, Data Scraping, Advanced Scraping techniques.</p>	
Unit – III	8 Hrs
<p>Advanced Automation Concepts: Selectors, Types of Selectors (Full, partial, dynamic), Defining and Assessing Selectors, Customization, Debugging.</p> <p>Image, Text & Advanced Citrix Automation – Introduction, Keyboard based automation, Information Retrieval, Best Practices</p> <p>Excel Data Tables & PDF, Data Tables in RPA, Excel and Data Table, Extracting Data from Data Table, Anchors, Using anchors in PDF</p>	
Unit – IV	8 Hrs
<p>Email Automation, Exceptions and Deploying Bots: Introduction to Email Automation, Key concepts of email, email protocols, email automation in UiPath, email as input and output.</p> <p>Debugging and Exception Handling, Types of exception, Debugging Tools, Strategies for solving issues, Catching errors.</p> <p>Overview of orchestration Server, orchestrator functionalities, Connecting Bot to orchestrator</p>	
Unit – V	8 Hrs
<p>Hyperautomation: Components and application ofHyperautomation, Automation versus hyperautomation, Benefits and challenges of hyperautomation, use cases,Phases (Integration, Discover, Orchestration and Governance), Trends in Hyperautomation (low-code/no-code platform, HaaS)</p>	

	Course Outcomes: After completing the course, the students will be able to
CO1	Understand RPA principles, its features and applications
CO2	Demonstrate proficiency in handling variables and decision making inside a workflow and data manipulation techniques
CO3	Gain insights into recording, Email Automation and exception handling and orchestrator.
CO4	Analyze the trends in automation and chose business strategy to design a real-world automation workflow.



Reference Books:	
1.	Alok Mani Tripathi, "Learning Robotic Process Automation, Publisher: Packt Publishing, Release Date: March 2018 ISBN: 9781788470940
2.	PASCAL BORNET, Intelligent automation: Welcome to the world of hyperautomation, World Scientific Publishing Company, ISBN-13: 978-9811235481 December 2020
3.	UiPath pdf manuals
4.	https://www.uipath.com/rpa/robotic-process-automation
5.	https://www.ibm.com/topics/hyperautomation
6.	https://www.pega.com/hyperautomation

RUBRIC FOR THE CONTINUOUS INTERNAL EVALUATION (THEORY)		
#	COMPONENTS	MARKS
1.	QUIZZES: Quizzes will be conducted in online/offline mode. TWO QUIZZES will be conducted & Each Quiz will be evaluated for 10 Marks adding up to 20 Marks. THE SUM OF TWO QUIZZES WILL BE CONSIDERED AS FINAL QUIZ MARKS.	20
2.	TESTS: Students will be evaluated in test consisting of descriptive questions with different complexity levels (Revised Bloom's Taxonomy Levels: Remembering, Understanding, Applying, Analyzing, Evaluating, and Creating). TWO TESTS will be conducted. Each test will be evaluated for 50 Marks, adding up to 100 Marks. FINAL TEST MARKS WILL BE REDUCED TO 40 MARKS.	40
3.	EXPERIENTIAL LEARNING: Students will be evaluated for their creativity and practical implementation of the problem. Case study-based teaching learning (10), Program specific requirements (10), Video based seminar / presentation / demonstration (20) ADDING UPTO 40 MARKS.	40
MAXIMUM MARKS FOR THE CIE THEORY		100

RUBRIC FOR SEMESTER END EXAMINATION (THEORY)		
Q.NO.	CONTENTS	MARKS
PART A		
1	Objective type of questions covering entire syllabus	20
PART B (Maximum of TWO Sub-divisions only)		
2	Unit 1 : (Compulsory)	16
3 & 4	Unit 2 : Question 3 or 4	16
5 & 6	Unit 3 : Question 5 or 6	16
7 & 8	Unit 4 : Question 7 or 8	16
9 & 10	Unit 5: Question 9 or 10	16
TOTAL		100



Semester: VII			
COMPUTER VISION			
Category: PROFESSIONAL CORE ELECTIVE –IV (Group – H)			
(Theory)			
(Common to CS & IS)			
Course Code	:	21CS74HD	CIE : 100 Marks
Credits: L:T:P	:	3:0:0	SEE : 100 Marks
Total Hours	:	40L	SEE Duration : 3 Hours
Unit-I			8 Hrs
Introduction to Digital Image Fundamentals			
What is Digital Image Processing? The origin of Digital Image processing, Fundamental Steps in Digital Image Processing, Components of an Image Processing System, Image Sampling and Quantization, Some Basic Relationships between Pixels.			
Histogram Processing: Histogram Equalization, Histogram Matching (Specification Local Histogram Processing. Fundamentals Of Spatial Filtering the Mechanics of Linear Spatial Filtering, Spatial Correlation and Convolution, Separable Filter Kernels			
Unit – II			8 Hrs
Image Segmentation: Fundamentals, Thresholding: The Basics of Intensity Thresholding, The Role of Noise in Image Thresholding, The Role of Illumination and Reflectance in Image Thresholding. Basic Global Thresholding Optimum Global Thresholding Using Otsu’s Method Segmentation by Region Growing and By Region Splitting and Merging Region Growing Region Splitting and Merging.			
Unit –III			8 Hrs
Region Segmentation Using Clustering and Super pixels: Region Segmentation Using K-Means Clustering, Region Segmentation Using Super pixels, Slic Super pixel Algorithm.			
Object Recognition: Image Pattern Classification: Piori by A Human Designer, Patterns and Pattern Classes, Pattern Vectors, Structural Patterns, Pattern Classification by Prototype Matching.			
Unit –IV			8 Hrs
Object Recognition: Minimum-Distance Classifier Using Correlation for 2-D Prototype Matching Sift Feature Matching Structural Prototypes.			
Tracking: Tracking as an Abstract Inference Problem, Independence Assumptions, Tracking as Inference. Data Association: Choosing the Nearest- Global Nearest Neighbours, Gating and Probabilistic Data Association, Applications and Examples, Vehicle Tracking, Finding and Tracking People.			
Unit –V			8 Hrs
Applications: Finding Faces Using Frame Invariance, Multilocal Visual Events, finding: Annotation and segmentation, Template matching, Shape and correspondence, Video Image-Based Rendering: Constructing 3D Models from Image Sequences, Scene Modelling from Registered Images, Scene Modelling from Unregistered Images Transfer-Based Approaches to Image-Based Rendering Affine View Synthesis.			

Course Outcomes: After completing the course, the students will be able to:-	
CO1	Exploring the basic concepts in image acquisition, pre-processing and post processing operations and fundamentals of Computer Vision.
CO2	Analyze the difficulties of the pattern recognition problems which include classification techniques, Feature detection and Histogram equalization process.
CO3	Formulate and solve problems in feature extraction methods, which help identify meaningful patterns and structures in images.
CO4	Apply and implement basic tracking objects and pattern recognition techniques in images & videos.



Reference Books	
1.	David Forsyth and Jean Ponce, "Computer Vision: A Modern Approach", Prime student, 2nd edition, ISBN-13: 978-0136085928
2.	Rafael C. Gonzalez, Richard E. Woods;" Digital Image Processing"; Pearson Education; 3rd Edition; 2012; ISBN 978-93-325-7032-0.
3.	Milan Sonka, Vaclav Hlavac, Roger Boyle, "Image Processing, Analysis and Machine Vision". 3rd edition, CL Engineering, ISBN-13: 978-0495082521.
4.	Richard Szeliski, "Computer Vision: Algorithms and Applications", Springer Verlag : http://szeliski.org/Book/ .

RUBRIC FOR THE CONTINUOUS INTERNAL EVALUATION (THEORY)		
#	COMPONENTS	MARKS
1.	QUIZZES: Quizzes will be conducted in online/offline mode. TWO QUIZZES will be conducted & Each Quiz will be evaluated for 10 Marks adding up to 20 Marks. THE SUM OF TWO QUIZZES WILL BE CONSIDERED AS FINAL QUIZ MARKS.	20
2.	TESTS: Students will be evaluated in test consisting of descriptive questions with different complexity levels (Revised Bloom's Taxonomy Levels: Remembering, Understanding, Applying, Analyzing, Evaluating, and Creating). TWO TESTS will be conducted. Each test will be evaluated for 50 Marks, adding up to 100 Marks. FINAL TEST MARKS WILL BE REDUCED TO 40 MARKS.	40
3.	EXPERIENTIAL LEARNING: Students will be evaluated for their creativity and practical implementation of the problem. Case study-based teaching learning (10), Program specific requirements (10), Video based seminar / presentation / demonstration (20) ADDING UPTO 40 MARKS.	40
MAXIMUM MARKS FOR THE CIE THEORY		100

RUBRIC FOR SEMESTER END EXAMINATION (THEORY)		
Q.NO.	CONTENTS	MARKS
PART A		
1	Objective type of questions covering entire syllabus	20
PART B (Maximum of TWO Sub-divisions only)		
2	Unit 1 : (Compulsory)	16
3 & 4	Unit 2 : Question 3 or 4	16
5 & 6	Unit 3 : Question 5 or 6	16
7 & 8	Unit 4 : Question 7 or 8	16
9 & 10	Unit 5: Question 9 or 10	16
TOTAL		100



Semester: VII			
LINUX INTERNALS			
Category: PROFESSIONAL CORE ELECTIVE –IV (Group – H)			
(Theory)			
Course Code	:	21CS74HE	CIE : 100 Marks
Credits: L:T:P	:	3:0:0	SEE : 100 Marks
Total Hours	:	40L	SEE Duration : 3 Hours
Unit-I			8 Hrs
Introduction to the Linux Kernel			
History of Unix, Along Came Linus: Introduction to Linux, Overview of Operating Systems and Kernels, Linux Versus Classic Unix Kernels, Linux Kernel Versions, The Linux Kernel Development Community			
Process Management			
The Process, Process Descriptor and the Task Structure, Process Creation, The Linux Implementation of Threads, Process Termination			
Unit – II			8 Hrs
Process Scheduling			
Multitasking, Linux’s Process Scheduler, Policy, The Linux Scheduling Algorithm, The Linux Scheduling Implementation, Process Selection, Preemption and Context Switching, Real-Time Scheduling Policies, Scheduler-Related System Calls			
System Calls			
Communicating with the Kernel, APIs, POSIX, and the C Library, Syscalls, System Call Handler, System Call Implementation, System Call Context			
Unit –III			8 Hrs
Interrupts and Interrupt Handlers			
Interrupts, Interrupt Handlers, Top Halves Versus Bottom Halves, Registering an Interrupt Handler, Writing an Interrupt Handler, Interrupt Context, Implementing Interrupt Handlers, /proc/interrupts, Interrupt Control.			
Bottom Halves and Deferring work			
Bottom Halves, A World of Bottom Halves, Softirqs, Tasklets, Work Queues, Which Bottom Half Should I Use			
Unit –IV			8 Hrs
Memory Management			
Pages, Zones, Getting Pages, kmalloc() , vmalloc() , Slab Layer, Statically Allocating on the Stack, High Memory Mappings, Per-CPU Allocations, The New percpu Interface, Reasons for Using Per-CPU Data, Picking an Allocation Method.			
The virtual File System			
Common Filesystem Interface, Filesystem Abstraction Layer, Unix Filesystems			
Unit –V			8 Hrs
Kernel Synchronization Methods			
Atomic Operations, Spin Locks, Reader-Writer Spin Locks, Semaphores, Reader-Writer Semaphores, Mutexes, Completion Variables, BKL: The Big Kernel Lock			
Devices and Modules			
Device types, Modules.			

Course Outcomes: After completing the course, the students will be able to:-	
CO1	Understand and Explore the fundamental concepts of Linux, kernel-level data-structure and Linux kernel development environments
CO2	Illustrate the use of data structures for process, memory, interrupt management and system calls within the Linux kernel
CO3	Integrate the operating system concepts with relevant design issues associated with Linux kernel
CO4	Develop kernel modules using Linux Processes and Interrupt handling techniques with process synchronization



Reference Books	
1.	Robert Love; Linux Kernel Development; Pearson Education; 3rd Edition; 2010, ISBN8131758182.
2.	M. Beck et.al ; Linux Kernel Programming; Pearson Education; 3rd Edition; 2002, ISBN-110- 201-71975-4
3.	Daniel Bovet ; Understanding the Linux Kernel, O'Reilly, 3rd Edition, 2005, ISBN-10: 0596005652.
4.	Michael kerrish; Linux Programming Interface; 1st Edition, 2010, ISBN-10159327220
5.	Bovet, Daniel P., and Marco Cesati. Understanding the Linux Kernel: from I/O ports to process management. " O'Reilly Media, Inc.", 2005.

RUBRIC FOR THE CONTINUOUS INTERNAL EVALUATION (THEORY)		
#	COMPONENTS	MARKS
1.	QUIZZES: Quizzes will be conducted in online/offline mode. TWO QUIZZES will be conducted & Each Quiz will be evaluated for 10 Marks adding up to 20 Marks. THE SUM OF TWO QUIZZES WILL BE CONSIDERED AS FINAL QUIZ MARKS.	20
2.	TESTS: Students will be evaluated in test consisting of descriptive questions with different complexity levels (Revised Bloom's Taxonomy Levels: Remembering, Understanding, Applying, Analyzing, Evaluating, and Creating). TWO TESTS will be conducted. Each test will be evaluated for 50 Marks, adding up to 100 Marks. FINAL TEST MARKS WILL BE REDUCED TO 40 MARKS.	40
3.	EXPERIENTIAL LEARNING: Students will be evaluated for their creativity and practical implementation of the problem. Case study-based teaching learning (10), Program specific requirements (10), Video based seminar / presentation / demonstration (20) ADDING UPTO 40 MARKS.	40
MAXIMUM MARKS FOR THE CIE THEORY		100

RUBRIC FOR SEMESTER END EXAMINATION (THEORY)		
Q.NO.	CONTENTS	MARKS
PART A		
1	Objective type of questions covering entire syllabus	20
PART B (Maximum of TWO Sub-divisions only)		
2	Unit 1 : (Compulsory)	16
3 & 4	Unit 2 : Question 3 or 4	16
5 & 6	Unit 3 : Question 5 or 6	16
7 & 8	Unit 4 : Question 7 or 8	16
9 & 10	Unit 5: Question 9 or 10	16
TOTAL		100



Semester: VII			
UNMANNED AERIAL VEHICLES			
Category: Institutional Electives-II (Group I)			
(Theory)			
Course Code	:	21AS75IA	CIE : 100 Marks
Credits: L:T:P	:	3:0:0	SEE : 100 Marks
Total Hours	:	45L	SEE Duration : 3.00 Hours

Unit-I	08 Hrs
Introduction to Unmanned Aerial Vehicles (UAVs): History of UAVs, Need of unmanned aerial systems, Overview of UAV Systems-System Composition, Classes and Missions of UAVs- Classification of UAVs based on size, range and endurance, Applications, Examples of UAVs	
Unit – II	11 Hrs
Aerodynamics & Propulsion aspects of UAVs: Basic Aerodynamic Equations, Air foils, lift, drag, moments, Aircraft Polar, The Real Wing and Airplane, Induced Drag, Total Air-Vehicle Drag, Flapping Wings, Rotary wings. Propulsion: Thrust Generation and basic thrust equation, Sources of Power for UAVs- Piston, Rotary, Gas turbine engines, electric or battery powered UAVs.	
Unit –III	08 Hrs
Airframe of UAVs: Mechanic loading, basics of types of load calculation and structural engineering, Material used for UAV (general introduction), FRP and methods of usage in UAV, Testing of FRP specimens for UAV, selection criteria for structure, Types of structural elements used in UAV their significance and characteristics, Methods of manufacturing UAV structure.	
Unit –IV	10 Hrs
Payloads for UAVs: Barometers, Accelerometer, Magnetometer, RADAR and range finder, Non-dispensable and dispensable Payloads- Optical, electrical, weapon, imaging payloads.	
Unit –V	08 Hrs
Mission Planning and Control: Air Vehicle and Payload Control, Reconnaissance/Surveillance Payloads, Weapon Payloads, Other Payloads, Data-Link Functions and Attributes, Data-Link Margin, Data-Rate Reduction, Launch Systems, Recovery Systems, Launch and Recovery Tradeoffs	

Course Outcomes: At the end of this course the student will be able to :	
CO1:	Appraise the evolution of UAVs and understand the current potential benefits of UAVs
CO2:	Apply the principles of Aerospace Engineering in design and development of UAVs
CO3:	Evaluate the performance of UAV designed for various Missions and applications
CO4:	Assess the performance and airworthiness of the designed UAV

Reference Books	
1	Unmanned Aircraft Systems UAV design, development and deployment, Reg Austin, 1 st Edition, 2010, Wiley, ISBN 9780470058190.
2	Flight Stability and Automatic Control, Robert C. Nelson, 2 nd Edition, October 1, 1997, McGraw-Hill, Inc, ISBN 978-0070462731.
3	Advances in Unmanned Aerial Vehicles: State of the Art and the Road to Autonomy, Kimon P. Valavanis, 1 st Edition, 2007, Springer ISBN 9781402061141
4	Introduction to UAV Systems, Paul G Fahlstrom, Thomas J Gleason, 4 th Edition, 2012, Wiley, ISBN: 978-1-119-97866-4
5	Design of Unmanned Air Vehicle Systems, Dr. Armand J. Chaput, 3 rd Edition, 2001, Lockheed Martin Aeronautics Company, ISBN: 978-1-60086-843-6



RUBRIC FOR THE CONTINUOUS INTERNAL EVALUATION (THEORY)		
#	COMPONENTS	MARKS
1.	QUIZZES: Quizzes will be conducted in online/offline mode. TWO QUIZZES will be conducted & Each Quiz will be evaluated for 10 Marks adding up to 20 Marks. THE SUM OF TWO QUIZZES WILL BE CONSIDERED AS FINAL QUIZ MARKS.	20
2.	TESTS: Students will be evaluated in test consisting of descriptive questions with different complexity levels (Revised Bloom's Taxonomy Levels: Remembering, Understanding, Applying, Analyzing, Evaluating, and Creating). TWO TESTS will be conducted. Each test will be evaluated for 50 Marks, adding up to 100 Marks. FINAL TEST MARKS WILL BE REDUCED TO 40 MARKS.	40
3.	EXPERIENTIAL LEARNING: Students will be evaluated for their creativity and practical implementation of the problem. Phase I (20) & Phase II (20) ADDING UPTO 40 MARKS.	40
MAXIMUM MARKS FOR THE CIE THEORY		100

RUBRIC FOR SEMESTER END EXAMINATION (THEORY)		
Q. NO	CONTENTS	MARKS
PART A		
1	Objective type questions covering entire syllabus	20
PART B (Maximum of THREE Sub-divisions only)		
2	Unit 1: (Compulsory)	16
3 & 4	Unit 2: Question 3 or 4	16
5 & 6	Unit 3: Question 5 or 6	16
7 & 8	Unit 4: Question 7 or 8	16
9 & 10	Unit 5: Question 9 or 10	16
TOTAL		100



Semester: VII

HEALTHCARE ANALYTICS

Category: Institutional Electives-II (Group I)

(Theory)

Course Code	: 21BT75IB	CIE	: 100 Marks
Credits: L:T:P	: 3:0:0	SEE	: 100 Marks
Total Hours	: 45 Hrs	SEE Duration	: 3 Hours

Unit-I

09 Hrs

Introduction to tools and databases: Introduction to Bioinformatics, Goals, Scope, Applications, Sequence databases, Structure databases, Special databases, Applications of these databases, Database similarity search: Unique requirements of database searching, Heuristic Database Searching, Basic Local Alignment Search Tool (BLAST), FASTA, Comparison of FASTA and BLAST, Database Searching with Smith-Waterman Method

Unit – II

09 Hrs

Sequence Analysis: Types of Sequence alignment -Pairwise and Multiple sequence alignment, Alignment algorithms, Scoring matrices, Statistical significance of sequence alignment. Multiple Sequence Alignment: Scoring function, Exhaustive algorithms, Heuristic algorithms, Profiles and Hidden Markov Models: Position-Specific scoring matrices, Profiles, Markov Model and Hidden Markov Model, Scoring matrices – BLOSSUM and PAM

Molecular Phylogenetics: Introduction, Terminology, Forms of Tree Representation. Phylogenetic Tree Construction Methods - Distance-Based, Character-Based Methods and Phylogenetic Tree evaluation.

Unit –III

09 Hrs

Introduction to Next-Generation Sequencing (NGS) analysis: Sanger sequencing principles - history and landmarks, of Sequencing Technology Platforms, A survey of next-generation sequencing technologies, A review of DNA enrichment technologies, Base calling algorithms, Base quality, phred values, Reads quality checks, Interpretations from quality checks. Adapter and primer contamination. Processing reads using clipping of reads-Advantages and disadvantages of processing of reads

Unit –IV

09 Hrs

Structural analysis & Systems Biology: Gene prediction programs – ab initio and homology-based approaches.. Detection of functional sites and codon bias in the DNA. Predicting RNA secondary structure, Protein structure basics, structure visualization, comparison and classification. Protein structure predictive methods using protein sequence, Protein identity based on composition, Prediction of secondary structure. Scope, Applications. Concepts, implementation of systems biology, Mass spectrometry and Systems biology.

Unit –V

09 Hrs

Drug Screening: Introduction to Computer-aided drug discovery, target selection, ligand preparation and enumeration, molecular docking, post-docking processing, molecular dynamics simulations, applications and test cases.

Course Outcomes: After completing the course, the students will be able to:-	
CO1	Comprehend Bioinformatics Tools: Understand and effectively utilize various bioinformatics tools and databases for sequence and structure analysis.
CO2	Investigate and apply innovative sequencing technologies and analytical methods to solve complex biological questions and advance research in genomics and molecular biology.
CO3	Analyze Next-Generation Sequencing: Proficiency in NGS technologies, including data quality assessment and read processing techniques and handle big data.
CO4	Apply bioinformatics tools to model and simulate various biological processes, leveraging gene prediction programs including both ab initio and homology-based approaches.



Reference Books	
1.	Xiong J. Essential bioinformatics. Cambridge University Press; 2006 Mar 13.
2.	Buehler LK, Rashidi HH, editors. Bioinformatics basics: applications in biological science and medicine. CRC Press; 2005 Jun 23.
3.	Ghosh Z, Mallick BM. Bioinformatics principles and Applications. Oxford University Press; 2018 Jun 13.
4.	Low L, Tammi MT. Introduction to next generation sequencing technologies. Bioinformatics. WORLD SCIENTIFIC. 2017 Jul 26:1-21.
5.	Bioinformatics: Sequence and Genome Analysis; D W Mount; 2014; CSHL Press; 2nd edn; ISBN: 9780879697129.
6.	Computational Systems Biology; A Kriete and R Eils; 2006; Academic Press; Illustrated edn; ISBN: 978-01-208-87866.

RUBRIC FOR THE CONTINUOUS INTERNAL EVALUATION (THEORY)		
	COMPONENTS	MARKS
1.	QUIZZES: Quizzes will be conducted in online/offline mode. TWO QUIZZES will be conducted & Each Quiz will be evaluated for 10 Marks. THE SUM OF TWO QUIZZES WILL BE THE FINAL QUIZ MARKS.	20
2.	TESTS: Students will be evaluated in test, descriptive questions with different complexity levels (Revised Bloom's Taxonomy Levels: Remembering, Understanding, Applying, Analyzing, Evaluating, and Creating). TWO tests will be conducted. Each test will be evaluated for 50 Marks, adding upto 100 Marks. FINAL TEST MARKS WILL BE REDUCED TO 40 MARKS.	40
3.	EXPERIENTIAL LEARNING: Students will be evaluated for their creativity and practical implementation of the problem. Case study-based teaching learning (10), Program specific requirements (10), Video based seminar/presentation/demonstration (20) ADDING UPTO 40 MARKS.	40
MAXIMUM MARKS FOR THE CIE THEORY		100

RUBRIC FOR SEMESTER END EXAMINATION (THEORY)		
Q. NO.	CONTENTS	MARKS
PART A		
1	Objective type questions covering entire syllabus	20
PART B		
(Maximum of TWO Sub-divisions only; wherein one sub division will be a caselet in the related topics)		
2	Unit 1 : (Compulsory)	16
3 & 4	Unit 2 : Question 3 or 4	16
5 & 6	Unit 3 : Question 5 or 6	16
7 & 8	Unit 4 : Question 7 or 8	16
9 & 10	Unit 5: Question 9 or 10	16
TOTAL		100



Semester VII			
SUSTAINABILITY AND LIFE CYCLE ANALYSIS			
Category: Institutional Electives-II (Group I)			
(Theory)			
Course Code	: 21CH75IC	CIE	: 100 Marks
Credits: L:T:P	: 3:0:0	SEE	: 100 Marks
Total Hours	: 45L	SEE Duration	: 3Hours
Unit-I			09Hrs
Introduction to sustainability: Introduction to Sustainability Concepts and Life Cycle Analysis, Material flow and wastemanagement, Chemicals and Health Effects, Character of Environmental Problems			
Unit – II			09 Hrs
Environmental Data Collection and LCA Methodology: Environmental Data Collection Issues, Statistical Analysis of Environmental Data, Common Analytical Instruments, Overview of LCA Methodology. – Goal, Definition.			
Unit –III			09 Hrs
Life Cycle Assessment: Life Cycle Impact Assessment, Life Cycle Interpretation, LCA Benefits and Drawbacks.			
Wet Biomass Gasifiers: Introduction, Classification of feedstock for biogas generation, Biomass conversion technologies: Photosynthesis, Biogas generation, Factors affecting bio-digestion, Classification of biogas plants, Floating drum plant and fixed dome plant their advantages and disadvantages.			
Unit –IV			09 Hrs
Design for Sustainability: Green Sustainable Materials, Environmental Design for Sustainability.			
Dry Biomass Gasifiers: Biomass energy conversion routes, Thermal gasification of biomass, Classification of gasifiers, Fixedbed systems:			
Unit –V			09Hrs
Case Studies: Odor Removal for Organics Treatment Plant, Bio-methanation, Bioethanol production. Bio fuel fromwater hyacinth.			

Course Outcomes: After completing the course, the students will be able to:-	
CO1	Understand the sustainability challenges facing the current generation, and systems-based approaches required to create sustainable solutions for society.
CO2	Identify problems in sustainability and formulate appropriate solutions based on scientific research, applied science, social and economic issues.
CO3	Apply scientific method to a systems-based, trans-disciplinary approach to sustainability
CO4	Formulate appropriate solutions based on scientific research, applied science, social and economic issues.

Reference Books	
1.	Sustainable Engineering Principles and Practice, Bavik R Bhakshi, 2019, Cambridge University Press, ISBN - 9781108333726.
2.	Environmental Life Cycle Assessment , Olivier Jolliet, Myriam Saade-Sbeih, Shanna Shaked, Alexandre Jolliet, Pierre Crettaz , 1 st Edition, CRC Press, ISBN: 9781439887660 .
3.	Sustainable Engineering: Drivers, Metrics, Tools, and Applications, Krishna R. Reddy, Claudio Cameselle, Jeffrey A. Adams, 2019, John Wiley & Sons , ISBN-9781119493938



RUBRIC FOR THE CONTINUOUS INTERNAL EVALUATION (THEORY)		
	COMPONENTS	MARKS
1.	QUIZZES: Quizzes will be conducted in online/offline mode. TWO QUIZZES will be conducted & Each Quiz will be evaluated for 10 Marks. THE SUM OF TWO QUIZZES WILL BE THE FINAL QUIZ MARKS.	20
2.	TESTS: Students will be evaluated in test, descriptive questions with different complexity levels (Revised Bloom's Taxonomy Levels: Remembering, Understanding, Applying, Analyzing, Evaluating, and Creating). TWO tests will be conducted. Each test will be evaluated for 50 Marks, adding upto 100 Marks. FINAL TEST MARKS WILL BE REDUCED TO 40 MARKS.	40
3.	EXPERIENTIAL LEARNING: Students will be evaluated for their creativity and practical implementation of the problem. Case study-based teaching learning (10), Program specific requirements (10), Video based seminar/presentation/demonstration (20) ADDING UPTO 40 MARKS.	40
MAXIMUM MARKS FOR THE CIE THEORY		100

RUBRIC FOR SEMESTER END EXAMINATION (THEORY)		
Q. NO.	CONTENTS	MARKS
PART A		
1	Objective type questions covering entire syllabus	20
PART B (Maximum of TWO Sub-divisions only; wherein one sub division will be a caselet in the related topics)		
2	Unit 1 : (Compulsory)	16
3 & 4	Unit 2 : Question 3 or 4	16
5 & 6	Unit 3 : Question 5 or 6	16
7 & 8	Unit 4 : Question 7 or 8	16
9 & 10	Unit 5: Question 9 or 10	16
TOTAL		100



Semester: VII						
ADVANCES IN CORROSION SCIENCE AND MANAGEMENT						
Category: Institutional Electives-II (Group I)						
(Theory)						
Course Code	:	21CM75ID		CIE	:	100 Marks
Credits: L:T:P	:	3:0:0		SEE	:	100 Marks
Total Hours	:	42L		SEE Duration	:	03 Hours

Unit-I	08 Hrs
<p>Basics of corrosion: Introduction: Galvanic series, Pilling-Bedworth ratio, Types: Galvanic corrosion, crevice corrosion, pitting corrosion, intergranular corrosion, erosion corrosion, stress corrosion, season cracking, hydrogen embrittlement, bacterial corrosion. Corrosion in different engineering materials: Concrete structures, duplex, stainless steels, ceramics, composites.</p>	
Unit-II	08 Hrs
<p>Corrosion mechanism: Electrochemical theory of corrosion, Crevice corrosion-mechanism of differential aeration corrosion, mixed potential theory for understanding common corrosion of metals and alloys. Thermodynamics of Corrosion: Pourbaix diagram and its importance in metal corrosion and its calculation for Al, Cu, Ni and Fe.</p>	
Unit – III	08 Hrs
<p>Effects of corrosion: The direct and indirect effects of corrosion, economic losses, Indirect losses -Shutdown, contamination, loss of product, loss of efficiency, environmental damage, Importance of corrosion prevention in various industries, corrosion auditing in industries, corrosion map of India. Corrosion issues in specific industries-power generation, chemical processing industries, oil and gas Industries, corrosion effect in electronic industry.</p>	
Unit –IV	09 Hrs
<p>Corrosion Testing and monitoring: Introduction, classification. Purpose of corrosion testing, materials, specimen. Surface preparation, measuring and weighing. Types of testing, lab, pilot plant and field tests. Measurement of corrosion rate, weight loss method, CPR numericals, Electrochemical methods, Tafel extrapolation. Linear polarization method.</p>	
Unit –V	09 Hrs
<p>Corrosion Control: Principles of corrosion prevention, material selection, design considerations, control of environment- decrease in velocity, passivity, removal oxidizer, Inhibitors and passivators, coatings- organic, electroplating of Copper, Nickel and Chromium, physical vapor deposition-sputtering, Electroless plating of Nickel.</p>	

Course Outcomes: After completing the course, the students will be able to	
CO1:	Understand the causes and mechanism of various types of corrosion
CO2:	Apply the knowledge of chemistry in solving issues related to corrosion.
CO3:	Analyse and interpret corrosion with respect to practical situations.
CO4:	Develop practical solutions for problems related to corrosion.



Reference Books	
1	Corrosion Engineering, M.G, Fontana, 3rd Edition, 2005, Tata McGraw Hill, ISBN: 978-0070214637.
2	Principles and Prevention of Corrosion, D. A Jones, 2nd Edition, 1996, Prentice Hall, ISBN: 978-0133599930.
3	Design and corrosion prevention, Pludek, 1978, McMillan, ISBN: 978-1349027897
4	Introduction to metal corrosion, Raj Narain, 1983, Oxford & IBH, ISBN: 8120402995.

RUBRIC FOR THE CONTINUOUS INTERNAL EVALUATION (THEORY)		
	COMPONENTS	MARKS
1.	QUIZZES: Quizzes will be conducted in online/offline mode. TWO QUIZZES will be conducted & Each Quiz will be evaluated for 10 Marks. THE SUM OF TWO QUIZZES WILL BE THE FINAL QUIZ MARKS.	20
2.	TESTS: Students will be evaluated in test, descriptive questions with different complexity levels (Revised Bloom's Taxonomy Levels: Remembering, Understanding, Applying, Analyzing, Evaluating, and Creating). TWO tests will be conducted. Each test will be evaluated for 50 Marks, adding upto 100 Marks. FINAL TEST MARKS WILL BE REDUCED TO 40 MARKS.	40
3.	EXPERIENTIAL LEARNING: Students will be evaluated for their creativity and practical implementation of the problem. Case study-based teaching learning (10), Program specific requirements (10), Video based seminar/presentation/demonstration (20) ADDING UPTO 40 MARKS.	40
MAXIMUM MARKS FOR THE CIE THEORY		100

RUBRIC FOR SEMESTER END EXAMINATION (THEORY)		
Q. NO.	CONTENTS	MARKS
PART A		
1	Objective type questions covering entire syllabus	20
PART B		
(Maximum of TWO Sub-divisions only; wherein one sub division will be a caselet in the related topics)		
2	Unit 1 : (Compulsory)	16
3 & 4	Unit 2 : Question 3 or 4	16
5 & 6	Unit 3 : Question 5 or 6	16
7 & 8	Unit 4 : Question 7 or 8	16
9 & 10	Unit 5: Question 9 or 10	16
TOTAL		100



Semester: VII			
PROMPT ENGINEERING			
Category: Institutional Electives-II (Group I)			
(Theory)			

Course Code	: 21CS75IE	CIE	: 100 Marks
Credits: L:T:P	: 3:0:0	SEE	: 100 Marks
Total Hours	: 40L	SEE Duration	: 03 Hours

Course Learning Objectives: The students will be able to

1	Describe the principles and concepts underlying prompt engineering
2	Design and formulate effective prompts for various AI models to achieve desired outputs
3	Analyse and assess the performance of different prompts to improve the quality and reliability of AI-generated outputs.
4	Apply prompt engineering techniques to solve real-world problems in various domains

Unit-I	08 Hrs
---------------	---------------

Introduction to Prompt Engineering
 Raise of Context Learning, Prompts, Prompt Engineering, LLM Settings, Basics of prompting, Elements of a Prompt, Settings for Prompting Language Model , General Tips for Designing Prompts, Designing Prompts for Different Tasks: few examples of common tasks using different prompts- Text Summarization, Information Extraction, Question Answering, Text Classification, Conversation/Role Playing, Code Generation, Reasoning

Unit – II	08 Hrs
------------------	---------------

Techniques for Effective Prompts
 Techniques designed to improve performance on complex tasks - Zero-Shot Prompting, Few-shot prompting, Chain-of-thought (CoT) prompting, Zero-Shot CoT, Self-Consistency, Knowledge Generation Prompting, Program-aided Language Model (PAL), ReAct, Directional Stimulus Prompting

Unit –III	08 Hrs
------------------	---------------

Best Practices in Prompt Engineering Tools & IDEs
 Capabilities include: Developing and experimenting with prompts, Evaluating prompts. Versioning and deploying prompts; Advanced prompting techniques: advanced applications with LLMs
 LLMs and external tools/APIs -- LLMs with External Tools; Data-augmented Generation – Steps, External Data, QA with sources, Summarization using sources

Unit –IV	08 Hrs
-----------------	---------------

Applications of Prompt Engineering:
LLM Applications: Function Calling with LLMs - Getting Started with Function Calling, Function Calling with GPT-4, Function Calling with Open-Source LLMs,
Function Calling Use Cases: Conversational Agents, Natural Language Understanding, Math Problem Solving, API Integration, Information Extraction

Unit –V	08 Hrs
----------------	---------------

Opportunities and Future Directions
 Model safety, Prompt Injection, Prompt Leaking, Jail Breaking;
 Reinforcement Learning from Human Feedback (RLHF) -- Popular examples: aClaude (Anthropic), ChatGPT (OpenAI),
Future directions: Augmented LMs, Emergent ability of LMs, Acting / Planning - Reinforcement Learning, Multimodal Prompting, Graph Prompting



Course Outcomes: After completing the course, the students will be able to	
CO1	Demonstrate an understanding of prompt engineering principles including how prompt structure and phrasing impact the performance of AI models.
CO2	Design and implement effective prompts- to create and apply prompts for various natural language processing (NLP) tasks, such as text generation, summarization, and translation, using AI models.
CO3	Critically evaluate the effectiveness of prompts - assess the quality and performance of prompts in terms of accuracy, coherence, and relevance, identifying areas for improvement.
CO4	Apply prompt engineering techniques in real-world scenarios - use prompt engineering strategies to address practical problems in domains such as education, healthcare, and business, demonstrating the applicability of AI-driven solutions.
CO5	Collaborate on projects involving prompt engineering - work effectively in teams to design, implement, and evaluate prompt-based solutions, showcasing their ability to contribute to complex AI-related projects.

Reference Books	
1	Unlocking the Secrets of Prompt Engineering: Master the art of creative language generation to accelerate your journey from novice to pro , Gilbert Mizrahi, Jan 2024, 1st Edition, Packt Publishing, ISBN-13:978-1835083833
2.	Prompt Engineering for Generative AI, James Phoenix, Mike Taylor, May 2024, O'Reilly Media, Inc., ISBN: 9781098153434
3.	Prompt Engineering for LLMs, John Berryman, Albert Ziegler, O'Reilly Media, Inc. Dec 2024, ISBN: 9781098156152
4.	The Art of Asking ChatGPT for High-Quality Answers_ A Complete Guide to Prompt Engineering, Ibrahim John , Nzunda Technologies Limited, 2023, ISBN-13: 9781234567890
5	Programming Large Language Models with Azure Open AI: Conversational programming and prompt engineering with LLMs, Francesco Esposito, Microsoft Pr, 1 st Edition, April 2024, ISBN-13: 978-0138280376

RUBRIC FOR THE CONTINUOUS INTERNAL EVALUATION (THEORY)		
	COMPONENTS	MARKS
1.	QUIZZES: Quizzes will be conducted in online/offline mode. TWO QUIZZES will be conducted & Each Quiz will be evaluated for 10 Marks. THE SUM OF TWO QUIZZES WILL BE THE FINAL QUIZ MARKS.	20
2.	TESTS: Students will be evaluated in test, descriptive questions with different complexity levels (Revised Bloom's Taxonomy Levels: Remembering, Understanding, Applying, Analyzing, Evaluating, and Creating). TWO tests will be conducted. Each test will be evaluated for 50 Marks, adding upto 100 Marks. FINAL TEST MARKS WILL BE REDUCED TO 40 MARKS.	40
3.	EXPERIENTIAL LEARNING: Students will be evaluated for their creativity and practical implementation of the problem. Case study-based teaching learning (10), Program specific requirements (10), Video based seminar/presentation/demonstration (20) ADDING UPTO 40 MARKS.	40
MAXIMUM MARKS FOR THE CIE THEORY		100



RUBRIC FOR SEMESTER END EXAMINATION (THEORY)		
Q. NO.	CONTENTS	MARKS
PART A		
1	Objective type questions covering entire syllabus	20
PART B		
(Maximum of TWO Sub-divisions only; wherein one sub division will be a caselet in the related topics)		
2	Unit 1 : (Compulsory)	16
3 & 4	Unit 2 : Question 3 or 4	16
5 & 6	Unit 3 : Question 5 or 6	16
7 & 8	Unit 4 : Question 7 or 8	16
9 & 10	Unit 5: Question 9 or 10	16
TOTAL		100



Semester: VII			
INTEGRATED HEALTH MONITORING OF STRUCTURES			
Category: Institutional Electives-II (Group I)			
(Theory)			
Course Code	: 21CV75IF	CIE	: 100 Marks
Credits: L:T:P	: 3:0:0	SEE	: 100 Marks
Total Hours	: 40L	SEE Duration	: 3Hours
Unit-I			08 Hrs
Structural Health: Factors affecting Health of Structures, Causes of Distress, Regular Maintenance, Importance of maintenance			
Structural Health Monitoring: Concepts, Various Measures, Analysis of behavior of structures using remote structural health monitoring, Structural Safety in Alteration.			
Unit – II			08 Hrs
Materials: Piezo–electric materials and other smart materials, electro–mechanical impedance (EMI) technique, adaptations of EMI technique, Sensor technologies used in SHM			
Structural Audit: Assessment of Health of Structure, Collapse and Investigation, Investigation Management, SHM Procedures, SHM using Artificial Intelligence			
Unit –III			08 Hrs
Static Field Testing: Types of Static Tests, Simulation and Loading Methods, sensor systems and hardware requirements, Static Response Measurement.			
Unit –IV			08 Hrs
Dynamic Field Testing: Types of Dynamic Field Test, Stress History Data, Dynamic Response Methods, Hardware for Remote Data Acquisition Systems, Remote Structural Health Monitoring.			
Unit –V			08 Hrs
Remote Structural Health Monitoring: Introduction, Hardware for Remote Data Acquisition Systems, Advantages, Case studies on conventional and Remote structural health monitoring			
Case studies: Structural Health Monitoring of Bridges, Buildings, Dams, Applications of SHM in offshore Structures- Methods used for non-destructive evaluation (NDE) and health monitoring of structural components			
Course Outcomes: After completing the course, the students will be able to:-			
CO1	Diagnose the distress in the structure understanding the causes and factors.		
CO2	Understand safety aspects, components and materials used in Structural Health Monitoring.		
CO3	Assess the health of structure using static field methods and dynamic field tests.		
CO4	Analyse behavior of structures using remote structural health monitoring		

Reference Books	
1	Structural Health Monitoring, Daniel Balageas, Claus Peter Fritzen, Alfredo Güemes, 2006, John Wiley and Sons, ISBN: 978-1905209019
2	Health Monitoring of Structural Materials and Components Methods with Applications, Douglas E Adams, 2007, John Wiley and Sons, ISBN: 9780470033135
3	Structural Health Monitoring and Intelligent Infrastructure, J. P. Ou, H. Li and Z. D. Duan, Vol1, 2006, Taylor and Francis Group, London, UK. ISBN: 978-0415396523
4	Structural Health Monitoring with Wafer Active Sensors, Victor Giurgutiu, 2007, Academic Press Inc, ISBN: 9780128101612



RUBRIC FOR THE CONTINUOUS INTERNAL EVALUATION (THEORY)		
	COMPONENTS	MARKS
1.	QUIZZES: Quizzes will be conducted in online/offline mode. TWO QUIZZES will be conducted & Each Quiz will be evaluated for 10 Marks. THE SUM OF TWO QUIZZES WILL BE THE FINAL QUIZ MARKS.	20
2.	TESTS: Students will be evaluated in test, descriptive questions with different complexity levels (Revised Bloom’s Taxonomy Levels: Remembering, Understanding, Applying, Analyzing, Evaluating, and Creating). TWO tests will be conducted. Each test will be evaluated for 50 Marks, adding upto 100 Marks. FINAL TEST MARKS WILL BE REDUCED TO 40 MARKS.	40
3.	EXPERIENTIAL LEARNING: Students will be evaluated for their creativity and practical implementation of the problem. Case study-based teaching learning (10), Program specific requirements (10), Video based seminar/presentation/demonstration (20) ADDING UPTO 40 MARKS.	40
MAXIMUM MARKS FOR THE CIE THEORY		100

RUBRIC FOR SEMESTER END EXAMINATION (THEORY)		
Q. NO.	CONTENTS	MARKS
PART A		
1	Objective type questions covering entire syllabus	20
PART B		
(Maximum of TWO Sub-divisions only; wherein one sub division will be a caselet in the related topics)		
2	Unit 1 : (Compulsory)	16
3 & 4	Unit 2 : Question 3 or 4	16
5 & 6	Unit 3 : Question 5 or 6	16
7 & 8	Unit 4 : Question 7 or 8	16
9 & 10	Unit 5: Question 9 or 10	16
TOTAL		100



Semester: VII			
WEARABLE ELECTRONICS			
Category: Institutional Electives-II (Group I)			
(Theory)			
Course Code	: 21EC75IG	CIE	: 100 Marks
Credits: L:T:P	: 3:0:0	SEE	: 100 Marks
Total Hours	: 39L	SEE Duration	: 03 Hours
Course Learning Objectives: The students will be able to			
1	Explain the types and application of wearable sensor.		
2	Describe the working of sensitivity, conductivity and energy generation in wearable devices.		
3	Explain the various facets of wearable application, advantage & challenges.		
4	Understand different testing and calibration in wearable devices.		

Unit-I	07 Hrs
Introduction: world of wearable (WOW), Role of wearable, The Emerging Concept of Big Data, The Ecosystem Enabling Digital Life, Smart Mobile Communication Devices, Attributes of Wearables, Taxonomy for Wearables, Advancements in Wearables, Textiles and Clothing, Applications of Wearables. [Ref 1: Chapter 1.1]	
Unit – II	08 Hrs
Wearable Bio and Chemical Sensors: Introduction, System Design, Microneedle Technology, Sampling Gases, Types of Sensors, Challenges in Chemical Biochemical Sensing, Sensor Stability, Interface with the Body, Textile Integration, Power Requirements, Applications: Personal Health, Sports Performance, Safety and Security, Case studies. [Ref 1: Chapter 2.1]	
Unit –III	08 Hrs
Wearable Textile: Conductive fibres for electronic textiles: an overview, Types of conductive fibre, Applications of conductive fibres, Bulk conductive polymer yarn, Bulk conductive polymer yarn, Techniques for processing CPYs, Wet-spinning technique, Electrospinning technique, case studies, Hands on project in wearable textile: Solar Backpack, LED Matrix wallet. [Ref 2: Chapter 1,2] &. [Ref 3: Chapter 6,9]	
Unit –IV	08 Hrs
Energy Harvesting Systems: Introduction, Energy Harvesting from Temperature Gradient, Thermoelectric Generators, Dc-Dc Converter Topologies, Dc-Dc Converter Design for Ultra-Low Input Voltages, Energy Harvesting from Foot Motion, Ac-Dc Converters, Wireless Energy Transmission, Energy Harvesting from Light, Case studies. [Ref 1: Chapter 4.1]	
Unit –V	08 Hrs
Wearable antennas for communication systems: Introduction, Background of textile antennas, Design rules for embroidered antennas, Integration of embroidered textile surfaces onto polymer substrates, Characterizations of embroidered conductive, textiles at radio frequencies, RF performance of embroidered textile antennas, Applications of embroidered antennas. [Ref 2: Chapter10]	

Course Outcomes: After completing the course, the students will be able to	
CO1:	Describe the different types and wearable sensors, textile, energy harvesting systems and antenna
CO2:	Analysis measurable quantity and working of wearable electronic devices.
CO3:	Determine & interpret the outcome of the wearable devices and solve the design challenges
CO4:	Analyse and Evaluate the wearable device output parameter in real time scenario or given problem statement.



Reference Books	
1	Wearable Sensors: Fundamentals, Implementation and Applications, Edward Sazonov, Michael R. Neuman Academic Press, 1 st Edition, 2014, ISBN-13: 978-0124186620.
2	Electronic Textiles: Smart Fabrics and Wearable Technology, Tilak Dias, Woodhead Publishing; 1 edition, ISBN-13: 978-0081002018.
3	Make It, Wear It: Wearable Electronics for Makers, Crafters, and Cosplayers, McGraw-Hill Education, 1st Edition, ISBN-13: 978-1260116151.
4	Flexible and Wearable Electronics for Smart Clothing: Aimed to Smart Clothing, Gang Wang, Chengyi Hou, Hongzhi Wang, Wiley, 1st Edition, ISBN-13: 978-3527345342
5	Printed Batteries: Materials, Technologies and Applications, Senentxu Lanceros-Méndez, Carlos Miguel Costa, Wiley, 1 edition, ISBN-13: 978-1119287421

RUBRIC FOR THE CONTINUOUS INTERNAL EVALUATION (THEORY)		
	COMPONENTS	MARKS
1.	QUIZZES: Quizzes will be conducted in online/offline mode. TWO QUIZZES will be conducted & Each Quiz will be evaluated for 10 Marks. THE SUM OF TWO QUIZZES WILL BE THE FINAL QUIZ MARKS.	20
2.	TESTS: Students will be evaluated in test, descriptive questions with different complexity levels (Revised Bloom's Taxonomy Levels: Remembering, Understanding, Applying, Analyzing, Evaluating, and Creating). TWO tests will be conducted. Each test will be evaluated for 50 Marks, adding upto 100 Marks. FINAL TEST MARKS WILL BE REDUCED TO 40 MARKS.	40
3.	EXPERIENTIAL LEARNING: Students will be evaluated for their creativity and practical implementation of the problem. Case study-based teaching learning (10), Program specific requirements (10), Video based seminar/presentation/demonstration (20) ADDING UPTO 40 MARKS.	40
MAXIMUM MARKS FOR THE CIE THEORY		100

RUBRIC FOR SEMESTER END EXAMINATION (THEORY)		
Q. NO.	CONTENTS	MARKS
PART A		
1	Objective type questions covering entire syllabus	20
PART B		
(Maximum of TWO Sub-divisions only; wherein one sub division will be a caselet in the related topics)		
2	Unit 1 : (Compulsory)	16
3 & 4	Unit 2 : Question 3 or 4	16
5 & 6	Unit 3 : Question 5 or 6	16
7 & 8	Unit 4 : Question 7 or 8	16
9 & 10	Unit 5: Question 9 or 10	16
TOTAL		100



Semester: VII			
E-MOBILITY			
Category: Institutional Electives-II (Group I)			
(Theory)			
Course Code	: 21EE75IH	CIE	: 100Marks
Credits: L:T:P	: 3:0:0	SEE	: 100 Marks
Total Hours	: 45 L	SEE Duration	: 3 Hours

Unit-I	06 Hrs
<p>E-Mobility: A Brief History of the Electric Powertrain, Energy Sources for Propulsion and Emissions, The Advent of Regulations, Drive Cycles, BEV Fuel Consumption, Range, Carbon Emissions for Conventional and Electric Powertrains, An Overview of Conventional, Battery, Hybrid, and Fuel Cell Electric Systems, A Comparison of Automotive and Other Transportation Technologies. Vehicle Dynamics: Vehicle Load Forces, Vehicle Acceleration, Simple Drive Cycle for Vehicle Comparisons</p>	
Unit – II	09 Hrs
<p>Batteries: Batteries Types and Battery Pack, Lifetime and Sizing Considerations, Battery Charging, Protection, and Management Systems, Battery Models, Determining the Cell/Pack Voltage for a Given Output\Input Power, Cell Energy and Discharge Rate. Battery Charging: Basic Requirements for Charging System, Charger Architectures, Grid Voltages, Frequencies, and Wiring, Charging Standards and Technologies, SAE J1772, Wireless Charging, The Boost Converter for Power Factor Correction.</p>	
Unit –III	09 Hrs
<p>Battery Management System: BMS Definition, Li-Ion Cells, Li-Ion BMSs, Li-Ion Batteries, BMS Options: Functionality, CCCV Chargers, Regulators, Balancers, Protectors, Functionality Comparison, Technology, Topology. Measurement: Voltage, Temperature, Current, Management: Protection, Thermal Management, Balancing, Distributed Charging, Evaluation, External Communication: Dedicated analog and digital wires.</p>	
Unit –IV	09 Hrs
<p>Electric Drive train: Overview of Electric Machines, classification of electric machines used in automobile drivetrains, modelling of electric machines, Power Electronics, controlling electric machines, electric machine and power electronics integration Constraints. Energy Management Strategies: Introduction to energy management strategies used in hybrid and electric vehicles, Classification of different energy management strategies, Comparison of different energy management strategies and implementation issues of energy management strategies.</p>	
Unit –V	09 Hrs
<p>Charger Classification and standards: classification based on charging, levels (region-wise), modes, plug types, standards related to: connectors, communication, supply equipments, EMI/EMC. Sizing the drive system: Matching the electric machine and the internal combustion engine (ICE), Sizing the propulsion motor, sizing the power electronics, selecting the energy storage technology, Communications, supporting subsystems Communications, Supporting Subsystems: In vehicle networks- CAN</p>	

Course Outcomes: After completing the course, the students will be able to: -	
CO 1	Explain the basics of electric and hybrid electric vehicles, their architecture, technologies and modelling.
CO 2	Discuss and implement different energy storage technologies used for electric vehicles and their management system.
CO 3	Analyze various electric drives and its integration techniques with Power electronic circuits suitable for electric vehicles.
CO 4	Design EV Simulator for performance evaluation and system optimization and understand the requirement for suitable EV infrastructure.



Reference Books	
1.	Electric Powertrain: Energy Systems, Power Electronics and Drives for Hybrid, Electric and Fuel Cell Vehicles, John G. Hayes, G. Abas Goodarzi, 1st Edition, 2018, Wiley, ISBN 9781119063667.
2.	Battery Management system for large Lithium Battery Packs, Davide Andrea, 1st Edition, 2010, ARTECH HOUSE, ISBN-13 978-1-60807-104-3.
3.	Hybrid Vehicles from Components to System, F. BADIN, Ed, 1st Edition, 2013, Editions Technip, Paris, ISBN 978-2-7108-0994-4.
4.	Modern Electric Vehicle Technology C.C. Chan and K.T. Chau, 1st Edition, 2001, Oxford university press, ISBN 0 19 850416 0.

RUBRIC FOR THE CONTINUOUS INTERNAL EVALUATION (THEORY)		
	COMPONENTS	MARKS
1.	QUIZZES: Quizzes will be conducted in online/offline mode. TWO QUIZZES will be conducted & Each Quiz will be evaluated for 10 Marks. THE SUM OF TWO QUIZZES WILL BE THE FINAL QUIZ MARKS.	20
2.	TESTS: Students will be evaluated in test, descriptive questions with different complexity levels (Revised Bloom's Taxonomy Levels: Remembering, Understanding, Applying, Analyzing, Evaluating, and Creating). TWO tests will be conducted. Each test will be evaluated for 50 Marks, adding upto 100 Marks. FINAL TEST MARKS WILL BE REDUCED TO 40 MARKS.	40
3.	EXPERIENTIAL LEARNING: Students will be evaluated for their creativity and practical implementation of the problem. Case study-based teaching learning (10), Program specific requirements (10), Video based seminar/presentation/demonstration (20) ADDING UPTO 40 MARKS.	40
MAXIMUM MARKS FOR THE CIE THEORY		100

RUBRIC FOR SEMESTER END EXAMINATION (THEORY)		
Q. NO.	CONTENTS	MARKS
PART A		
1	Objective type questions covering entire syllabus	20
PART B		
(Maximum of TWO Sub-divisions only; wherein one sub division will be a caselet in the related topics)		
2	Unit 1 : (Compulsory)	16
3 & 4	Unit 2 : Question 3 or 4	16
5 & 6	Unit 3 : Question 5 or 6	16
7 & 8	Unit 4 : Question 7 or 8	16
9 & 10	Unit 5: Question 9 or 10	16
TOTAL		100



Semester: VII			
PROGRAMMABLE LOGIC CONTROLLERS AND APPLICATIONS			
Category: Institutional Electives-II (Group I)			
(Theory)			
Course Code	: 21EI75IJ	CIE	: 100Marks
Credits: L:T:P	: 3:0:0	SEE	: 100 Marks
Total Hours	: 45 L	SEE Duration	: 3 Hours

Unit-I	09 Hrs
Introduction:	
Introduction to Industrial Automation, Historical background, Different parts and types of Industrial automation, Block diagram of PLC, PLC Versus Other types of Controls, PLC Product Application Ranges, Fixed and Modular I/O Hardware PLC Operation: Binary Data representation, Input and output status files for modular PLC, Addressing concept.	
UNIT II	09 Hrs
PLC Hardware:	
The I/O section, Discrete I/O Modules, Analog I/O Modules, Special I/O Modules, I/O specifications Input and Output modules: Brief overview of Discrete and Analog input modules, Discrete and TTL/Relay output modules	
Unit –III	09 Hrs
Basics of PLC Programming:	
Processor memory organization, Program scan, PLC programming languages, Basic Relay Instruction, Bit or relay instructions, NO, NC, One Shot, Output latching software, negated Output and Internal Bit Type instructions, mode of operations	
Unit –IV	09 Hrs
Special programming Instructions: Timer and Counter Instructions: On delay and Off delay and retentive timer instructions, PLC Counter up and down instructions, combining counters and timers.	
Program Control & Data manipulation Instructions: Data handling instructions, Sequencer instructions, Programming sequence output instructions.	
UNIT V	09 Hrs
SCADA & DCS	
Building Block of SCADA System, Hardware structure of Remote Terminal Unit, Block diagram of Distributive Control System	
Case Studies: Bottle filling system, Material Sorter. Elevator, Traffic control, Motor sequencers, Piston extraction and retraction using timers and counters.	

Course Outcomes: After completing the course, the students will be able to: -	
CO1	Understand the basic concepts of PLC's and SCADA techniques.
CO2	Apply the programming concepts to interface peripheral.
CO3	Analyze and evaluate the automation techniques for industrial applications.
CO4	Develop a system for automation application.



Reference Books

1.	Programmable Logic controllers, Frank D. Petruzella, Mc Graw hill, 4 th Edition, ISBN:9780073510880, 2017
2.	Introduction to Programmable Logic Controllers, Garry Dunning, CENGAGE Learning, 3rd Edition, 2017, ISBN: 978-8131503027
3.	Industrial Control and Instrumentation, Bolton W, Universities Press, 6th Edition, 2006. ISBN 978-0128029299
4.	Computer Based Industrial control, Krishna Kant, PHI Publishers, 2nd Edition, 2010. ISBN 978-8120339880.

RUBRIC FOR THE CONTINUOUS INTERNAL EVALUATION (THEORY)

	COMPONENTS	MARKS
1.	QUIZZES: Quizzes will be conducted in online/offline mode. TWO QUIZZES will be conducted & Each Quiz will be evaluated for 10 Marks. THE SUM OF TWO QUIZZES WILL BE THE FINAL QUIZ MARKS.	20
2.	TESTS: Students will be evaluated in test, descriptive questions with different complexity levels (Revised Bloom's Taxonomy Levels: Remembering, Understanding, Applying, Analyzing, Evaluating, and Creating). TWO tests will be conducted. Each test will be evaluated for 50 Marks, adding upto 100 Marks. FINAL TEST MARKS WILL BE REDUCED TO 40 MARKS.	40
3.	EXPERIENTIAL LEARNING: Students will be evaluated for their creativity and practical implementation of the problem. Case study-based teaching learning (10), Program specific requirements (10), Video based seminar/presentation/demonstration (20) ADDING UPTO 40 MARKS.	40
MAXIMUM MARKS FOR THE CIE THEORY		100

RUBRIC FOR SEMESTER END EXAMINATION (THEORY)

Q. NO.	CONTENTS	MARKS
PART A		
1	Objective type questions covering entire syllabus	20
PART B		
(Maximum of TWO Sub-divisions only; wherein one sub division will be a caselet in the related topics)		
2	Unit 1 : (Compulsory)	16
3 & 4	Unit 2 : Question 3 or 4	16
5 & 6	Unit 3 : Question 5 or 6	16
7 & 8	Unit 4 : Question 7 or 8	16
9 & 10	Unit 5: Question 9 or 10	16
TOTAL		100



Semester: VII				
SPACE TECHNOLOGY AND APPLICATIONS				
Category: Institutional Electives-II (Group I)				
(Theory)				
Course Code	:	21ET75IK	CIE	: 100 Marks
Credits: L:T:P	:	3:0:0	SEE	: 100 Marks
Total Hours	:	45 L	SEE Duration	: 3 Hours

Unit-I	9 Hrs
Earth's environment: Atmosphere, ionosphere, Magnetosphere, Van Allen Radiation belts, Interplanetary medium, Solar wind, Solar- Earth Weather Relations. Launch Vehicles: Rocketry, Propellants, Propulsion, Combustion, Solid, Liquid and Cryogenic engines, Control and Guidance system, Ion propulsion and Nuclear Propulsion.	
Unit – II	9 Hrs
Satellite Technology: Structural, Mechanical, Thermal, Power control, Telemetry, Telecomm and Quality and Reliability, Payloads, Classification of satellites. Satellite structure: Satellite Communications, Transponders, Satellite antennas.	
Unit –III	9 Hrs
Satellite Communications: LEO, MEO and GEO orbits, Altitude and orbit controls, Multiple Access Techniques. Space applications: Telephony, V-SAT, DBS system, Satellite Radio and TV, Tele-Education, Telemedicine, Satellite navigation, GPS.	
Unit –IV	9 Hrs
Remote Sensing: Visual bands, Agricultural, Crop vegetation, Forestry, water Resources, Land use, Land mapping, geology, Urban development resource Management, and image processing techniques. Metrology: Weather forecast (Long term and Short term), weather modelling, Cyclone predictions, Disaster and flood warning, rainfall predictions using	
Unit –V	9 Hrs
Space Missions: Technology missions, deep space planetary missions, Lunar missions, zero gravity experiments, space biology and International space Missions. Advanced space systems: Remote sensing cameras, planetary payloads, space shuttle, space station, Interspace communication systems.	

Course Outcomes: After completing the course, the students will be able to	
CO1	Explain various Orbital Parameters, Satellite Link Parameters, Propagation considerations and Radar systems.
CO2	Apply the concepts to determine the parameters of satellite, performance of radar and navigation systems.
CO3	Analyze the design issues of satellite and its subsystems, radars and navigation systems.
CO4	Evaluate the performance of the satellite systems and its parameters, radar and navigation systems



Reference Books

1.	Atmosphere, weather and climate, R G Barry, Routledge publications, 2009, ISBN-10:0415465702.
2.	Fundamentals of Satellite Communication, K N Raja Rao, PHI, 2012, ISBN:
3.	Satellite Communication, Timothy pratt, John Wiley, 1986 ISBN: 978-0- 471- 37007 -9, ISBN 10: 047137007X.
4.	Remote sensing and applications, B C Panda, VIVA books Pvt. Ltd., 2009, ISBN:108176496308.

RUBRIC FOR THE CONTINUOUS INTERNAL EVALUATION (THEORY)

	COMPONENTS	MARKS
1.	QUIZZES: Quizzes will be conducted in online/offline mode. TWO QUIZZES will be conducted & Each Quiz will be evaluated for 10 Marks. THE SUM OF TWO QUIZZES WILL BE THE FINAL QUIZ MARKS.	20
2.	TESTS: Students will be evaluated in test, descriptive questions with different complexity levels (Revised Bloom's Taxonomy Levels: Remembering, Understanding, Applying, Analyzing, Evaluating, and Creating). TWO tests will be conducted. Each test will be evaluated for 50 Marks, adding upto 100 Marks. FINAL TEST MARKS WILL BE REDUCED TO 40 MARKS.	40
3.	EXPERIENTIAL LEARNING: Students will be evaluated for their creativity and practical implementation of the problem. Case study-based teaching learning (10), Program specific requirements (10), Video based seminar/presentation/demonstration (20) ADDING UPTO 40 MARKS.	40
MAXIMUM MARKS FOR THE CIE THEORY		100

RUBRIC FOR SEMESTER END EXAMINATION (THEORY)

Q. NO.	CONTENTS	MARKS
PART A		
1	Objective type questions covering entire syllabus	20
PART B		
(Maximum of TWO Sub-divisions only; wherein one sub division will be a caselet in the related topics)		
2	Unit 1 : (Compulsory)	16
3 & 4	Unit 2 : Question 3 or 4	16
5 & 6	Unit 3 : Question 5 or 6	16
7 & 8	Unit 4 : Question 7 or 8	16
9 & 10	Unit 5: Question 9 or 10	16
TOTAL		100



Semester: VII			
MOBILE APPLICATION DEVELOPMENT			
Category: Institutional Electives-II (Group I)			
(Theory)			
Course Code	: 21IS75IL	CIE	: 100 Marks
Credits: L:T:P	: 3:0:0	SEE	: 100 Marks
TotalHours	: 45L	SEE Duration	: 03 Hours

Prerequisite: - Programming in Java.

Unit-I	09 Hrs
Introduction: Smart phone operating systems and smart phones applications. Introduction to Android, Installing Android Studio, creating an Android app project, deploying the app to the emulator and a device. UI Design: Building a layout with UI elements, Layouts, Views and Resources, Text and Scrolling Views. Activities and Intents, The Activity Lifecycle, Managing State, Activities and Implicit Intents, The Android Studio Debugger, Testing the Android app, The Android Support Library.	
Unit-II	09 Hrs
User experience: User interaction, User Input Controls, Menus, Screen Navigation, Recycler View, Delightful user experience, Drawables, Styles, and Themes, Material Design, Testing app UI, Testing the User Interface	
Unit-III	09 Hrs
Working in the background: Async Task and Async Task Loader, Connect to the Internet, Broadcast Receivers and Services. Scheduling and optimizing background tasks – Notifications, Scheduling Alarms, and Transferring Data Efficiently	
Unit-IV	09 Hrs
All about data: Preferences and Settings, Storing Data, Shared Preferences. Storing data using SQLite, SQLite Database. Sharing data with content providers. Advanced Android Programming: Internet, Entertainment and Services. Displaying web pages and maps, communicating with SMS and emails, Sensors.	
Unit-V	09 Hrs
Hardware Support & devices: Permissions and Libraries, Performance and Security. Fire base and AdMob, Publish and Polish, Multiple Form Factors, Using Google Services.	

Course Outcomes: After completing the course, the students will be able to

CO1:	Comprehend the basic features of android platform and the application development process. Acquire familiarity with basic building blocks of Android application and its architecture.
CO2:	Apply and explore the basic framework, usage of SDK to build Android applications incorporating Android features in developing mobile applications.
CO3:	Demonstrate proficiency in coding on a mobile programming platform using advanced Android technologies, handle security issues, rich graphics interfaces, using debugging and troubleshooting tools.
CO4:	Create innovative applications, understand the economics and features of the app marketplace by offering the applications for download.



Reference Books	
1	Android Programming, Phillips, Stewart, Hardyand Marsicano, Big Nerd Ranch Guide, 2 nd Edition, 2015, ISBN-13 978-0134171494
2	AndroidStudioDevelopmentEssentials-Android6, NeilSmyth,2015, Create space Independent Publishing Platform, ISBN:9781519722089
3	Android Programming–Pushing the limits, EricHellman,2013, Wiley, ISBN-13:978-1118717370
4	Professional Android2ApplicationDevelopment, RetoMeier, Wiley India Pvt. Ltd, 1 st Edition, 2012, ISBN-13:9788126525898
5	BeginningAndroid3, Mark Murphy, A press Springer India Pvt Ltd,1 st Edition,2011, ISBN-13:978-1-4302-3297-1
6	AndroidDeveloperTraining- https://developers.google.com/training/android/ AndroidTestingSupportLibrary- https://google.github.io/android-testing-support-library/

RUBRIC FOR THE CONTINUOUS INTERNAL EVALUATION (THEORY)		
	COMPONENTS	MARKS
1.	QUIZZES: Quizzes will be conducted in online/offline mode. TWO QUIZZES will be conducted & Each Quiz will be evaluated for 10 Marks. THE SUM OF TWO QUIZZES WILL BE THE FINAL QUIZ MARKS.	20
2.	TESTS: Students will be evaluated in test, descriptive questions with different complexity levels (Revised Bloom’s Taxonomy Levels: Remembering, Understanding, Applying, Analyzing, Evaluating, and Creating). TWO tests will be conducted. Each test will be evaluated for 50 Marks, adding upto 100 Marks. FINAL TEST MARKS WILL BE REDUCED TO 40 MARKS.	40
3.	EXPERIENTIAL LEARNING: Students will be evaluated for their creativity and practical implementation of the problem. Case study-based teaching learning (10), Program specific requirements (10), Video based seminar/presentation/demonstration (20) ADDING UPTO 40 MARKS.	40
MAXIMUM MARKS FOR THE CIE THEORY		100

RUBRIC FOR SEMESTER END EXAMINATION (THEORY)		
Q. NO.	CONTENTS	MARKS
PART A		
1	Objective type questions covering entire syllabus	20
PART B		
(Maximum of TWO Sub-divisions only; wherein one sub division will be a caselet in the related topics)		
2	Unit 1 : (Compulsory)	16
3 & 4	Unit 2 : Question 3 or 4	16
5 & 6	Unit 3 : Question 5 or 6	16
7 & 8	Unit 4 : Question 7 or 8	16
9 & 10	Unit 5: Question 9 or 10	16
TOTAL		100



Semester: VII			
PROJECT MANAGEMENT			
Category: Institutional Electives-II (Group I)			
(Theory)			
Course Code	: 21IM75IM	CIE	: 100Marks
Credits: L:T:P	: 3:0:0	SEE	: 100 Marks
Total Hours	: 45 L	SEE Duration	: 3 Hours

Unit-I	06 Hrs
<p>Introduction: Project, Project management, relationships among portfolio management, program management, project management, and organizational project management, relationship between project management, operations management and organizational strategy, business value, role of the project manager, project management body of knowledge.</p> <p>Generation and Screening of Project Ideas: Generation of ideas, monitoring the environment, corporate appraisal, scouting for project ideas, preliminary screening, project rating index, sources of positive net present value.</p>	
Unit – II	09 Hrs
<p>Project Scope Management: Project scope management, collect requirements define scope, create WBS, validate scope, control scope.</p> <p>Organizational influences & Project life cycle: Organizational influences on project management, project stakeholders & governance, project team, project life cycle.</p>	
Unit –III	09 Hrs
<p>Project Integration Management: Develop project charter, develop project management plan, direct & manage project work, monitor & control project work, perform integrated change control, close project or phase.</p> <p>Project Quality management: Plan quality management, perform quality assurance, control quality.</p>	
Unit –IV	09 Hrs
<p>Project Risk Management: Plan risk management, identify risks, perform qualitative risk analysis, perform quantitative risk analysis, plan risk resources, control risk.</p> <p>Project Scheduling: Project implementation scheduling, Effective time management, Different scheduling techniques, Resources allocation method, PLM concepts. Project life cycle costing.</p>	
Unit –V	09 Hrs
<p>Tools & Techniques of Project Management: Bar (GANTT) chart, bar chart for combined activities, logic diagrams and networks, Project evaluation and review Techniques (PERT) Planning, Computerized project management.</p>	

Course Outcomes: After completing the course, the students will be able to: -	
CO 1	Understand the fundamental concepts of project management and its relationship with organizational strategy, operations management, and business value.
CO 2	Apply techniques for generating, screening, and evaluating project ideas, considering factors such as net present value and project rating index.
CO 3	Create Work Breakdown Structures (WBS), utilization of PERT/CPM for developing project schedule, alongside requirement collection, scope definition, scope validation, and scope control.
CO 4	Develop skills in project integration, quality, risk management, and scheduling, enabling effective project planning, execution, monitoring, and control.



Reference Books	
1	Project Management Institute, “A Guide to the Project Management Body of Knowledge (PMBOK Guide)”, 5 th Edition, 2013, ISBN: 978-1-935589-67-9
2.	Harold Kerzner, Project Management A System approach to Planning Scheduling & Controlling, John Wiley & Sons Inc., 11 th Edition, 2013, ISBN 978-1-118-02227-6.
3.	Prasanna Chandra, Project Planning Analysis Selection Financing Implementation & Review, Tata McGraw Hill Publication, 7 th Edition, 2010, ISBN 0-07-007793-2.
4.	Rory Burke, “Project Management – Planning and Controlling Techniques”, John Wiley & Sons, 4 th Edition, 2004, ISBN: 9812-53-121-1

RUBRIC FOR THE CONTINUOUS INTERNAL EVALUATION (THEORY)		
	COMPONENTS	MARKS
1.	QUIZZES: Quizzes will be conducted in online/offline mode. TWO QUIZZES will be conducted & Each Quiz will be evaluated for 10 Marks. THE SUM OF TWO QUIZZES WILL BE THE FINAL QUIZ MARKS.	20
2.	TESTS: Students will be evaluated in test, descriptive questions with different complexity levels (Revised Bloom’s Taxonomy Levels: Remembering, Understanding, Applying, Analyzing, Evaluating, and Creating). TWO tests will be conducted. Each test will be evaluated for 50 Marks, adding upto 100 Marks. FINAL TEST MARKS WILL BE REDUCED TO 40 MARKS.	40
3.	EXPERIENTIAL LEARNING: Students will be evaluated for their creativity and practical implementation of the problem. Case study-based teaching learning (10), Program specific requirements (10), Video based seminar/presentation/demonstration (20) ADDING UPTO 40 MARKS.	40
MAXIMUM MARKS FOR THE CIE THEORY		100

RUBRIC FOR SEMESTER END EXAMINATION (THEORY)		
Q. NO.	CONTENTS	MARKS
PART A		
1	Objective type questions covering entire syllabus	20
PART B		
(Maximum of TWO Sub-divisions only; wherein one sub division will be a caselet in the related topics)		
2	Unit 1 : (Compulsory)	16
3 & 4	Unit 2 : Question 3 or 4	16
5 & 6	Unit 3 : Question 5 or 6	16
7 & 8	Unit 4 : Question 7 or 8	16
9 & 10	Unit 5: Question 9 or 10	16
TOTAL		100



Semester: VII			
SUPPLY CHAIN ANALYTICS			
Category: Institutional Electives-II (Group I)			
(Theory)			
Course Code	: 21IM75IN	CIE	: 100Marks
Credits: L:T:P	: 3:0:0	SEE	: 100 Marks
Total Hours	: 42 L	SEE Duration	: 3 Hours

Unit-I	06 Hrs
Introduction: Supply Chain, Supply Chain Management, Business Analytics, Supply Chain Analytics. Data-Driven Supply Chains: Data and its value in SCM, Data Source in Supply Chains, Big Data, Introduction to Python (Concepts only).	
Unit – II	08 Hrs
Data Manipulation: Data Manipulation, Data Loading and Writing, Data Indexing and Selection, Data Merging and Combination, Data Cleaning and Preparation, Data Computation and Aggregation, Working with Text and Datetime Data (Concepts only).	
Unit –III	08 Hrs
Customer Management: Customers in Supply Chains, Understanding Customers, Building a Customer-Centric SC, Cohort Analysis, RFM Analysis, Clustering Algorithms (Concepts only). Supply Management: Procurement in Supply Chains, Supplier Selection, Supplier Evaluation, Supplier Relationship Management, Supply Risk Management, Regression Algorithms (Concepts only).	
Unit –IV	08 Hrs
Warehouse and Inventory Management: Warehouse Management, Inventory Management, Warehouse Optimization, Classification Algorithms (Concepts only). Demand Management: Demand Management, Demand Forecasting, Time Series Forecasting, Machine Learning Methods (Concepts only).	
Unit –V	06 Hrs
Logistics Management: Logistics Management, Modes of Transport in Logistics, Logistics Service Providers, Global Logistics Management, Logistics Network Design, Route Optimization (Concepts only).	
Experiential Learning:	
Data Visualization: Data Visualization in Python, Creating a Figure in Python, Formatting a Figure, Plotting Simple Charts, Plotting with Seaborn, Geographic Mapping with Basemap, Visualizing Starbucks Locations.	
Python programming for various algorithms applied to supply chain processes and modelling included in the five units of the syllabus.	

Course Outcomes: After completing the course, the students will be able to: -	
CO 1	Understand supply chain concepts, systemic and strategic role of SCM in global competitive environment.
CO 2	Evaluate alternative supply and distribution network structures using optimization models.
CO 3	Develop optimal sourcing and inventory policies in the supply chain context.
CO 4	Select appropriate information technology frameworks for managing supply chain processes.



Reference Books	
1	Kurt Y. Liu, Supply Chain Analytics - Concepts, Techniques and Applications, Palgrave – Macmillan, Springer Nature Switzerland AG, 2022, ISBN 978-3-030-92224-5 (eBook)
2.	Işık Biçer, Supply Chain Analytics - An Uncertainty Modeling Approach, 2023, Springer Texts in Business and Economics, Springer Nature Switzerland AG, e-ISSN 2192-4341, e-ISBN 978-3-031-30347-0
3.	Supply Chain Management – Strategy, Planning & Operation, Sunil Chopra, Peter Meindl & D V Kalra, 6 th Edition, 2016, Pearson Education Asia; ISBN: 978-0-13-274395-2.
4.	Supply Chain Management – Creating Linkages for Faster Business Turnaround, Sarika Kulkarni & Ashok Sharma, 1 st Edition, 2004, TATA Mc Graw Hill, ISBN: 0-07-058135-5

RUBRIC FOR THE CONTINUOUS INTERNAL EVALUATION (THEORY)		
	COMPONENTS	MARKS
1.	QUIZZES: Quizzes will be conducted in online/offline mode. TWO QUIZZES will be conducted & Each Quiz will be evaluated for 10 Marks. THE SUM OF TWO QUIZZES WILL BE THE FINAL QUIZ MARKS.	20
2.	TESTS: Students will be evaluated in test, descriptive questions with different complexity levels (Revised Bloom’s Taxonomy Levels: Remembering, Understanding, Applying, Analyzing, Evaluating, and Creating). TWO tests will be conducted. Each test will be evaluated for 50 Marks, adding upto 100 Marks. FINAL TEST MARKS WILL BE REDUCED TO 40 MARKS.	40
3.	EXPERIENTIAL LEARNING: Students will be evaluated for their creativity and practical implementation of the problem. Case study-based teaching learning (10), Program specific requirements (10), Video based seminar/presentation/demonstration (20) ADDING UPTO 40 MARKS.	40
MAXIMUM MARKS FOR THE CIE THEORY		100

RUBRIC FOR SEMESTER END EXAMINATION (THEORY)		
Q. NO.	CONTENTS	MARKS
PART A		
1	Objective type questions covering entire syllabus	20
PART B		
(Maximum of TWO Sub-divisions only; wherein one sub division will be a caselet in the related topics)		
2	Unit 1 : (Compulsory)	16
3 & 4	Unit 2 : Question 3 or 4	16
5 & 6	Unit 3 : Question 5 or 6	16
7 & 8	Unit 4 : Question 7 or 8	16
9 & 10	Unit 5: Question 9 or 10	16
TOTAL		100



Semester: VII					
NUCLEAR ENGINEERING					
Category: Institutional Electives-II (Group I)					
(Theory)					
Course Code	:	21ME75IO		CIE	: 100 Marks
Credits: L:T:P	:	3:0:0		SEE	: 100 Marks
Total Hours	:	45L		SEE Duration	: 3 Hours
Prerequisites: Basic knowledge of Physics and Mathematics at the college level					
Unit-I					09 hrs
Introduction to Nuclear Engineering					
Historical Development of Nuclear Engineering, Overview of Nuclear Energy Applications, Nuclear Physics Fundamentals: Atomic Structure and Nuclear Models: Nuclear Forces and Interactions, Nuclear Reactions and Cross-sections, Types of Nuclear Reactions: Fission and Fusion Reactions, Neutron- Induced Reactions, Applications in Power Generation and Industry, Nuclear Power Generation: Basic Principles of Nuclear Reactors, Types of Nuclear Reactors, Radiation Basics, Types of Radiation (Alpha, Beta, Gamma), Radioactive Decay and Decay Chains, Units of Radioactivity and Radiation Measurement					
Unit-2					10 hrs
Nuclear Reactors					
Types of Nuclear Reactors, Reactor Components and Their Functions, Nuclear Reactor Kinetics and Control, Neutron Interactions and Transport, Neutron Moderation and Absorption, Reactor Kinetics and Dynamics, Specific Types of Nuclear Reactor, Light Water Reactors: Pressurized Water Reactor (PWR) and Boiling Water Reactor (BWR), Heavy Water Reactors: Canada Deuterium Uranium (CANDU), Gas-Cooled Reactors: Gas-Cooled Reactor and Fast Breeder Reactor (and HTGR), Liquid Metal-Cooled Reactors (LMFR).					
Unit - 3					10 hrs
Nuclear Fuel Cycle					
Introduction to the Nuclear Fuel Cycle: Importance of Fuel Cycle Management, Uranium Mining and Ore Processing, Types of Uranium Deposits, Mining Methods and Processing Techniques, Environmental and Health Considerations, Uranium Enrichment and Fuel Fabrication: Enrichment Technologies (Centrifugation, Gaseous Diffusion), Fuel Fabrication Processes, Quality Control and Safety Measures, Nuclear Reactors and Fuel Utilization: Fuel Assembly Design and Composition.					
Unit-4					08 hrs
Radiation Protection and Safety:					
Basics of Ionizing Radiation, Types of Ionizing Radiation, Interaction of Radiation with Matter, Units of Radiation Measurement, Biological Effects of Radiation, Deterministic and Stochastic Effects, Acute and Chronic Radiation Effects, Risk Assessment and Dose, Response Relationships, Radiation Dose Assessment: External and Internal Dosimetry, Radiation Monitoring Devices, Occupational and Public Dose Limits, Radiation Safety Measures:, Emergency Response and Contingency Planning: Emergency Procedures and Drills, Communication Strategies During Radiation Incidents.					
Unit-5					08 hrs
Environmental and Societal Aspects					
Environmental Impact Assessment: Life Cycle Analysis of Nuclear Energy, Impact of Uranium Mining and Fuel Cycle Operations, Radioactive Waste Management and Environmental Considerations, Societal Perceptions and Attitudes, Factors Influencing Public Perception, Ethical Considerations: Principles of Ethics in Nuclear Engineering, Nuclear Energy and Social Justice, Ethical Dilemmas in Nuclear Technology, Nuclear Energy and Climate Change: Carbon Footprint of Nuclear Power.					



Course Outcomes: After completing the course, the students will be able to: -	
CO1	Understand nuclear physics: grasp atomic structure, nuclear models, and the forces driving nuclear interactions
CO2	Evaluate various reactor types and advanced concepts, applying kinetics and controls to ensure safe and efficient nuclear reactor analysis and design.
CO3	Examine the nuclear fuel cycle from mining to recycling, assess environmental impact and safety, and promote responsible, sustainable practices throughout.
CO4	Apply ionizing radiation principles for safety measures; integrate communication and regulatory compliance into emergency response plans effectively.

Reference Books

1	Bodansky, D. (2007). "Nuclear Energy: Principles, Practices, and Prospects." Springer. ISBN-13: 978-0387261994.
2	Lamarsh, J. R., & Baratta, A. J. (2001). "Introduction to Nuclear Engineering." Prentice Hall. ISBN-13: 978-0201824988.
3	Duderstadt, J. J., & Hamilton, L. J. (1976). "Nuclear Reactor Analysis." John Wiley & Sons. ISBN-13: 978-0471223634.
4	Knoll, G. F. (2008). "Radiation Detection and Measurement." John Wiley & Sons. ISBN-13: 978-0470131480

RUBRIC FOR THE CONTINUOUS INTERNAL EVALUATION (THEORY)

	COMPONENTS	MARKS
1.	QUIZZES: Quizzes will be conducted in online/offline mode. TWO QUIZZES will be conducted & Each Quiz will be evaluated for 10 Marks. THE SUM OF TWO QUIZZES WILL BE THE FINAL QUIZ MARKS.	20
2.	TESTS: Students will be evaluated in test, descriptive questions with different complexity levels (Revised Bloom's Taxonomy Levels: Remembering, Understanding, Applying, Analyzing, Evaluating, and Creating). TWO tests will be conducted. Each test will be evaluated for 50 Marks, adding upto 100 Marks. FINAL TEST MARKS WILL BE REDUCED TO 40 MARKS.	40
3.	EXPERIENTIAL LEARNING: Students will be evaluated for their creativity and practical implementation of the problem. Case study-based teaching learning (10), Program specific requirements (10), Video based seminar/presentation/demonstration (20) ADDING UPTO 40 MARKS.	40
MAXIMUM MARKS FOR THE CIE THEORY		100

RUBRIC FOR SEMESTER END EXAMINATION (THEORY)

Q. NO.	CONTENTS	MARKS
PART A		
1	Objective type questions covering entire syllabus	20
PART B		
(Maximum of TWO Sub-divisions only; wherein one sub division will be a caselet in the related topics)		
2	Unit 1 : (Compulsory)	16
3 & 4	Unit 2 : Question 3 or 4	16
5 & 6	Unit 3 : Question 5 or 6	16
7 & 8	Unit 4 : Question 7 or 8	16
9 & 10	Unit 5: Question 9 or 10	16
TOTAL		100



Semester: VII					
COGNITIVE PSYCHOLOGY					
Category: Institutional Electives-II (Group I)					
(Theory)					
Course Code	:	21HS75IQ	CIE	:	100
Credits: L:T:P	:	3:0:0	SEE	:	100
Total Hours	:	42L	SEE Duration	:	3 Hours

Unit-I	09 Hrs
Fundamentals & current trends in cognitive psychology: Definition, Emergence of cognitive psychology, Cognitive development theories and perspectives; Current status and trends in cognitive Psychology. Research methods in cognitive psychology- goals of research. Distinctive research method. Current areas of research in cognitive psychology, (Educational application, marketing and advertisement).	
Unit – II	08Hrs
Basic cognitive processes: Sensation and Perception: Sensory receptors and Brain, The constancies, pattern recognition, Modularity, Imagery: Characteristics of Imagery, Cognitive maps. Attention and Information processing: Nature and Types, Theories and models of attention. Neuropsychological studies of Attention. Consciousness: – meaning, Modern Theories and Contemporary Research of Consciousness.	
Unit –III	08Hrs
Reasoning, Creativity and Problem- Solving: Reasoning definition, types, influencing factors. Creativity- definition, steps involved in creative process, obstacles involved in creativity, enhancing techniques of creativity. Meta cognition: Problem solving, steps in problem solving, types, methods, obstacles and aids of problem Solving.	
Unit –IV	08 Hrs
Psycholinguistics: Definition, characteristics of language, theories - Chomsky. Structure of Language (Properties), Stages in Language Development, Neurological Language. Comprehension and Production. Bilingualism, Multilingualism and Learning disability.	
Unit –V	09Hrs
Cognitive Neuroscience: Definition and emergence of cognitive neuroscience, Scope of Neuroscience, structure and functions of Brain, Brain Plasticity, Intelligence and Neuroscience. Meta-cognitive strategies. Artificial intelligence, Robotics, Models on Information Processing.	

Course Outcomes: After completing the course, the students will be able to: -	
CO1	Describe the basic theories, principles, and concepts of cognitive psychology as they relate to behaviors and mental processes.
CO2	Define learning and compare and contrast the factors that cognitive, behavioural, and Humanistic theorists believe influence the learning process.
CO3	Develop understanding of psychological attributes such as reasoning, problem-solving creativity, resulting in their enhancement and apply effective strategies for self-management and self-improvement.
CO4	Apply the theories to their own and others' lives to better understand their personalities and experiences.

Reference Books	
1.	Sterberg R.J and Sternberg Karin(2012) Cognitive Psychology 6 th Edition Woods worth Cengage Learning
2.	Psychology-themes and variations , Wayne Weiten, IV edition, Brooks / Cole Publishing Co.
3.	Psychology Robert A. Baron, III edition (1995) Prentice Hall India.
4.	Understanding Psychology Feldman R. S, IV edition, (1996) McGraw Hill India



RUBRIC FOR THE CONTINUOUS INTERNAL EVALUATION (THEORY)		
	COMPONENTS	MARKS
1.	QUIZZES: Quizzes will be conducted in online/offline mode. TWO QUIZZES will be conducted & Each Quiz will be evaluated for 10 Marks. THE SUM OF TWO QUIZZES WILL BE THE FINAL QUIZ MARKS.	20
2.	TESTS: Students will be evaluated in test, descriptive questions with different complexity levels (Revised Bloom's Taxonomy Levels: Remembering, Understanding, Applying, Analyzing, Evaluating, and Creating). TWO tests will be conducted. Each test will be evaluated for 50 Marks, adding upto 100 Marks. FINAL TEST MARKS WILL BE REDUCED TO 40 MARKS.	40
3.	EXPERIENTIAL LEARNING: Students will be evaluated for their creativity and practical implementation of the problem. Case study-based teaching learning (10), Program specific requirements (10), Video based seminar/presentation/demonstration (20) ADDING UPTO 40 MARKS.	40
MAXIMUM MARKS FOR THE CIE THEORY		100

RUBRIC FOR SEMESTER END EXAMINATION (THEORY)		
Q. NO.	CONTENTS	MARKS
PART A		
1	Objective type questions covering entire syllabus	20
PART B		
(Maximum of TWO Sub-divisions only; wherein one sub division will be a caselet in the related topics)		
2	Unit 1 : (Compulsory)	16
3 & 4	Unit 2 : Question 3 or 4	16
5 & 6	Unit 3 : Question 5 or 6	16
7 & 8	Unit 4 : Question 7 or 8	16
9 & 10	Unit 5: Question 9 or 10	16
TOTAL		100



Semester: VII			
PRINCIPLES AND PRACTICES OF CYBER LAW			
Category: Institutional Electives-II (Group I)			
(Theory)			
Course Code	: 21HS75IR	CIE	: 100
Credits: L:T:P	: 3:0:0	SEE	: 100
Total Hours	: 39L	SEE Duration	: 3 Hours

Unit-I	08 Hrs
<p>Introduction - Origin and meaning of Cyberspace; Introduction to Indian Cyber Law, Distinction between Cyber Crime and Conventional Crime, Cyber Criminals and their Objectives, Kinds of Cyber Crime & Cyber Threats, challenges of cybercrimes, Overview of General Laws and Procedures in India.</p> <p>Cyber Jurisdiction - Concept of Jurisdiction, Jurisdiction in Cyberspace, Issues and concerns of Cyberspace Jurisdiction in India, International position of Cyberspace Jurisdiction, Judicial interpretation of Cyberspace Jurisdiction.</p> <p>Activities:Case Studies and Practical Applications</p>	
Unit – II	08 Hrs
<p>Information Technology Act: A brief overview of Information Technology Act 2000, IT Act 2000 vs. IT Amendment Act 2008, Relevant provisions from Indian Penal Code, Indian Evidence Act, Bankers Book Evidence Act, Reserve Bank of India Act, etc.</p> <p>Electronic Signature and Digital Signature - Meaning & Concept of Relevance of Signature, Handwritten signature vs Digital Signature, Technological Advancement and development of signature, Digital Signature: IT Act, 2000, Cryptography, Public Key and Private Key, Public Key Infrastructure Electronic Signature vs. Digital Signature, E- Commerce under IT Act 2000, Issues and challenges of E-Commerce.</p> <p>Activities:Case Studies and Practical Applications</p>	
Unit –III	08 Hrs
<p>Data Protection and Privacy Concerns in Cyberspace - Need to protect data in cyberspace, Types of data, Legal framework of data protection, Data protection bill -an overview, GDPR, Concept of privacy, Privacy concerns of cyberspace, Constitutional framework of privacy, Judicial interpretation of privacy in India.</p> <p>Data Privacy and Data Security- Defining data, meta-data, big data, non- personal data. Data protection, Data privacy and data security, Data protection regulations of other countries- General Data Protection Regulations (GDPR),2016 Personal Information Protection and Electronic Documents Act (PIPEDA).., Social media- data privacy and security issues.</p> <p>Activities:Case Studies and Practical Applications</p>	
Unit –IV	08 Hrs
<p>IP Protection Issues in Cyberspace</p> <p>Copyright Issues in Cyberspace- Copyright infringement in digital environment. Indian legal protection of copyright in cyberspace.</p> <p>Trademark Issues in Cyberspace - Domain Name Vs Trademark, Domain Name dispute and Related Laws, Different Form of Domain in Cyberspace.</p> <p>Patent Issues in Cyberspace - Legal position on Computer related Patents - Indian Position on Patents.</p> <p>Activities:Case Studies and Practical Applications</p>	
Unit –V	07 Hrs
<p>Digital Forensics - Computer Forensics, Mobile Forensics, Forensic Tools ,Anti-Forensics</p> <p>Cyber Crime & Criminal Justice Agencies - Cyber Crime Cells, Cyber Crime Appellate- Cyber Crime Investigation, Investigation Procedure - FIR - Charge Sheet</p>	



Course Outcomes: After completing the course, the students will be able to: -	
CO1	Understand the importance of professional practice, Law and Ethics in their personal lives and professional careers.
CO2	Build in Depth Knowledge of Information Technology Act and Legal Frame Work of Right to Privacy, Data Security and Data Protection.
CO3	Identify the bone of contentions of cybercrime investigation techniques, evaluate problem-solving strategies, and develop science-based solutions.
CO4	Develop an Understanding of the Relationship Between E-Commerce and Cyberspace.

Reference Books	
1.	Cyber Law by Dr. Pavan Duggal Publisher: LexisNexis, ISBN-10: 8196241070, ISBN-13: 978-8196241070
2.	Introduction to Information Security and Cyber Laws by Surya Prakash Tripathi, Ritendra Goel, Praveen Kumar Shukla ASIN: 9351194736, Publisher: Dreamtech Press, ISBN-10: 9789351194736, ISBN-13: 978-9351194736.
3.	Cyber Forensics in India: A Legal Perspective by Nishesh Sharma, 1 st Edition, ISBN: 9788131250709.
4.	Cyber Laws, Justice Yatindra Singh, 6 th Edition, Vol. 1, ISBN : 9789351437338

RUBRIC FOR THE CONTINUOUS INTERNAL EVALUATION (THEORY)		
	COMPONENTS	MARKS
1.	QUIZZES: Quizzes will be conducted in online/offline mode. TWO QUIZZES will be conducted & Each Quiz will be evaluated for 10 Marks. THE SUM OF TWO QUIZZES WILL BE THE FINAL QUIZ MARKS.	20
2.	TESTS: Students will be evaluated in test, descriptive questions with different complexity levels (Revised Bloom's Taxonomy Levels: Remembering, Understanding, Applying, Analyzing, Evaluating, and Creating). TWO tests will be conducted. Each test will be evaluated for 50 Marks, adding upto 100 Marks. FINAL TEST MARKS WILL BE REDUCED TO 40 MARKS.	40
3.	EXPERIENTIAL LEARNING: Students will be evaluated for their creativity and practical implementation of the problem. Case study-based teaching learning (10), Program specific requirements (10), Video based seminar/presentation/demonstration (20) ADDING UPTO 40 MARKS.	40
MAXIMUM MARKS FOR THE CIE THEORY		100

RUBRIC FOR SEMESTER END EXAMINATION (THEORY)		
Q. NO.	CONTENTS	MARKS
PART A		
1	Objective type questions covering entire syllabus	20
PART B		
(Maximum of TWO Sub-divisions only; wherein one sub division will be a caselet in the related topics)		
2	Unit 1 : (Compulsory)	16
3 & 4	Unit 2 : Question 3 or 4	16
5 & 6	Unit 3 : Question 5 or 6	16
7 & 8	Unit 4 : Question 7 or 8	16
9 & 10	Unit 5: Question 9 or 10	16
TOTAL		100



Semester: VII

SUMMER INTERNSHIP-III

Course Code	:	21CS76I	CIE	:	50 Marks
Credits: L:T:P	:	0:0:2	SEE	:	50 Marks
Hours/Week	:	04	SEE Duration	:	2 Hours

GUIDELINES

1. The duration of the internship shall be for a period of *6/8 weeks* on full time basis after VI semester final exams and before the commencement of VII semester.
2. The student must submit letters from the industry clearly specifying his / her name and the duration of the internship on the company letter head with authorized signature.
3. Internship must be related to the field of specialization of the respective UG programme in which the student has enrolled.
4. Students undergoing internship training are advised to report their progress and submit periodic progress reports to their respective guides.
5. Students have to present the internship activities carried out to the departmental committee and only upon approval by the committee, the student can proceed to prepare and submit the hard copy of the final internship report. However, interim or periodic reports as required by the industry / organization can be submitted as per the format acceptable to the respective industry / organizations.
6. The reports shall be printed on A4 size with 1.5 spacing and Times New Roman with font size 12, outer cover of the report (wrapper) has to be Ivory color for UG circuit Programs and Light Blue for Non-Circuit Programs.
7. The broad format of the internship final report shall be as follows
 - Cover Page
 - Certificate from College
 - Certificate from Industry / Organization
 - Acknowledgement
 - Synopsis
 - Table of Contents
 - Chapter 1 - Profile of the Organization: Organizational structure, Products, Services, Business Partners, Financials, Manpower, Societal Concerns, Professional Practices,
 - Chapter 2 - Activities of the Department
 - Chapter 3 - Tasks Performed: summary of the tasks performed during 8-week period
 - Chapter 4 – Reflections: Highlight specific technical and soft skills acquired during internship
 - References & Annexure

Course Outcomes:

After going through the internship the student will be able to:

CO1: Apply Engineering and Management principles

CO2: Analyze real-time problems and suggest alternate solutions

CO3: Communicate effectively and work in teams

CO4: Imbibe the practice of professional ethics and need for lifelong learning.



Scheme of Continuous Internal Evaluation (CIE):

The evaluation committee shall consist of Guide, Professor/Associate Professor and Assistant Professor. The committee shall assess the presentation and the progress reports in two reviews. The evaluation criteria shall be as per the rubrics given below:

Reviews	Activity	Weightage
Review-I	Explanation of the application of engineering knowledge in industries, ability to comprehend the functioning of the organization/ departments.	25 Marks
Review - II	Importance of resource management, environment and sustainability, presentation skills and report writing	25 Marks

Scheme for Semester End Evaluation (SEE):

The SEE examination shall be conducted by an external examiner (domain expert) and an internal examiner. Evaluation shall be done in batches, not exceeding 6 students per batch.

Scheme of Evaluation for SEE	
Particulars	%Marks
Project Synopsis (Initial Writeup)	10%
Project Demo/Presentation	30%
Methodology and Results Discussion	30%
Project Work Report	10%
Viva-voce	20%
Total	100



Semester: VII						
MINOR PROJECT						
Course Code	:	21CS77P		CIE	:	50 Marks
Credits: L:T:P	:	0:0:2		SEE	:	50 Marks
Hours/Week	:	04		SEE Duration	:	2 Hours
GUIDELINES						
<p>1. The minor project is to be carried out individually or by a group of students. (maximum of 4 members and minimum of 3 students).</p> <p>2. Each student in a team must contribute equally in the tasks mentioned below.</p> <p>3. Each group has to select a current topic that will use the technical knowledge of their program of study after detailed literature survey.</p> <p>4. The project should result in system/module which can be demonstrated, using the available resources in the college.</p> <p>5. The CIE evaluation will be done by the committee constituted by the department. The committee shall consist of respective guide & two senior faculty members as examiners. The evaluation will be done for each student separately.</p> <p>6. The final copy of the report should be submitted after incorporation of any modifications suggested by the evaluation committee.</p>						
<p><u>The minor-project tasks would involve:</u></p> <ol style="list-style-type: none">1. Carrying out the Literature Survey of the topic chosen.2. Understand the requirements specification of the minor-project.3. Detail the design concepts as applicable through appropriate functional block diagrams.4. Commence implementation of the methodology after approval by the faculty.5. Conduct thorough testing of all the modules developed and carry out integration testing.6. Demonstrate the functioning of the minor project along with presentations of the same.7. Prepare a project report covering all the above phases with proper inference to the results obtained.8. Conclusion and Future Enhancements must also be included in the report. <p>The students are required to submit the report in the prescribed format provided by the department.</p>						
<p>Course Outcomes:</p> <p>After going through the minor project the student will be able to:</p> <p>CO1: Interpreting and implementing the project in the chosen domain by applying the concepts learnt.</p> <p>CO2: The course will facilitate effective participation by the student in team work and development of communication and presentation skills essential for being part of any of the domains in his / her future career.</p> <p>CO3: Applying project life cycle effectively to develop an efficient product.</p> <p>CO4: Produce students who would be equipped to pursue higher studies in a specialized area or carry out research work in an industrial environment.</p>						



Scheme of Continuous Internal Evaluation (CIE):

The evaluation committee shall consist of Guide, Professor/Associate Professor and Assistant Professor. The committee shall assess the presentation and the progress reports in three review phases. The evaluation criteria shall be as per the rubrics given below:

Review Phase	Activity	Weightage
Phase-I	Synopsis submission, approval of the selected topic, Problem definition, Literature review, formulation of objectives, methodology	10 Marks
Phase - II	Mid-term evaluation to review the progress of implementation, design, testing and result analysis along with documentation	15 Marks
Phase -III	Submission of report, Final presentation and demonstration	25 Marks

Scheme for Semester End Evaluation (SEE):

The SEE examination shall be conducted by an external examiner (domain expert) and an internal examiner. Evaluation shall be done in batches, not exceeding 6 students per batch.

Scheme of Evaluation for SEE	
Particulars	%Marks
Project Synopsis (Initial Writeup)	10%
Project Demo/Presentation	30%
Methodology and Results Discussion	30%
Project Work Report	10%
Viva-voce	20%
Total	100



Semester: VIII

MAJOR PROJECT

Course Code	:	21CS81P		CIE	:	100 Marks
Credits: L:T:P	:	0:0:12		SEE	:	100 Marks
Hours/Week	:	24		SEE Duration	:	03 Hours

GUIDELINES

1. The project topic, title and synopsis have to be finalized and submitted to their respective internal guide(s) before the beginning of the 8th semester.
2. The detailed Synopsis (approved by the department Project Review Committee) has to be submitted during the 1st week after the commencement of 8th semester.

Batch Formation:

- Students are free to choose their project partners from within the program or any other program.
- Each student in the team must contribute towards the successful completion of the project.
- The project may be carried out In-house / Industry / R & D Institution. The project work is to be carried out by a team of two to four students, in exceptional cases where a student is placed in a company and offered an internship through the competitive process or student is selected for internship at national or international level through competitive process, the student can work independently.
- The students are allowed to do either a project for full 5 days in the industry or full 5 days in the college.
- In case the project work is carried out outside Bengaluru, such students must be available during Project Evaluation process scheduled by the respective departments and they must also interact with their guide regularly through Email / Webinar / Skype etc.

Project Topic Selection:

The topics of the project work must be in the field of respective program areas or in line with CoE's (Centre of Excellence) identified by the college or List of project areas as given by industry/Faculty. The projects as far as possible should have societal relevance with focus on sustainability.

Students can select courses in NPTEL from the discipline of Humanities and Social Sciences, Management, Multidisciplinary and Design Engineering. The course chosen could be either of 4w/8w/12w duration. The students need to enrol for a course, register for the exam and submit the e-certificate to the department, as and when it is released by NPTEL. The same will be considered as one of the components during project evaluation of phase 2 and phase 5.

Project Evaluation:

- Continuous monitoring of project work will be carried out and cumulative evaluation will be done.
- The students are required to meet their internal guides once in a week to report their progress in project work.
- Weekly Activity Report (WAR) has to be maintained in the form of a diary by the project batch and the same has to be discussed with the Internal Guide regularly.
- In case of Industry project, during the course of project work, the internal guides will have continuous interaction with external guides and will visit the industry at least twice during the project period.
- For CIE assessment the project groups must give a final seminar with the draft copy of the project report.
- The presentation by each group will be for 20-30 minutes and every member of the team needs to justify the contributions to the project.
- The project team is required to submit Hard copies of the detailed Project Report in the prescribed format to the department.
- For CIE 50% weightage should be given to the project guide and 50% weightage to the project evaluation committee.
- Before the final evaluations the project group is required to produce a No dues certificate from Industry, Central Library and Department.



Course Outcomes:

After going through the major project the student will be able to:

CO1: Apply knowledge of mathematics, science and engineering to solve respective engineering domain problems.

CO2: Design, develop, present and document innovative/multidisciplinary modules for a complete engineering system.

CO3: Use modern engineering tools, software and equipment to solve problem and engage in life-long learning to follow technological developments.

CO4: Function effectively as an individual, or leader in diverse teams, with the understanding of professional ethics and responsibilities.

Scheme of Continuous Internal Evaluation (CIE):

The following are the weightings given for the various stages of the project.

1.Selection of the topic and formulation of objectives	10%
2.Design and Development of Project methodology	25%
3.Execution of Project	25%
4.Presentation, Demonstration and Results Discussion	30%
5.Report Writing & Publication	10%

Scheme for Semester End Evaluation (SEE):

The following are the weightages given during Viva Examination.

1.Written presentation of synopsis	10%
2.Presentation/Demonstration of the project	30%
3.Methodology and Experimental Results & Discussion	30%
4.Report	10%
5.VivaVoce	20%

Calendar of Events for the Project Work:

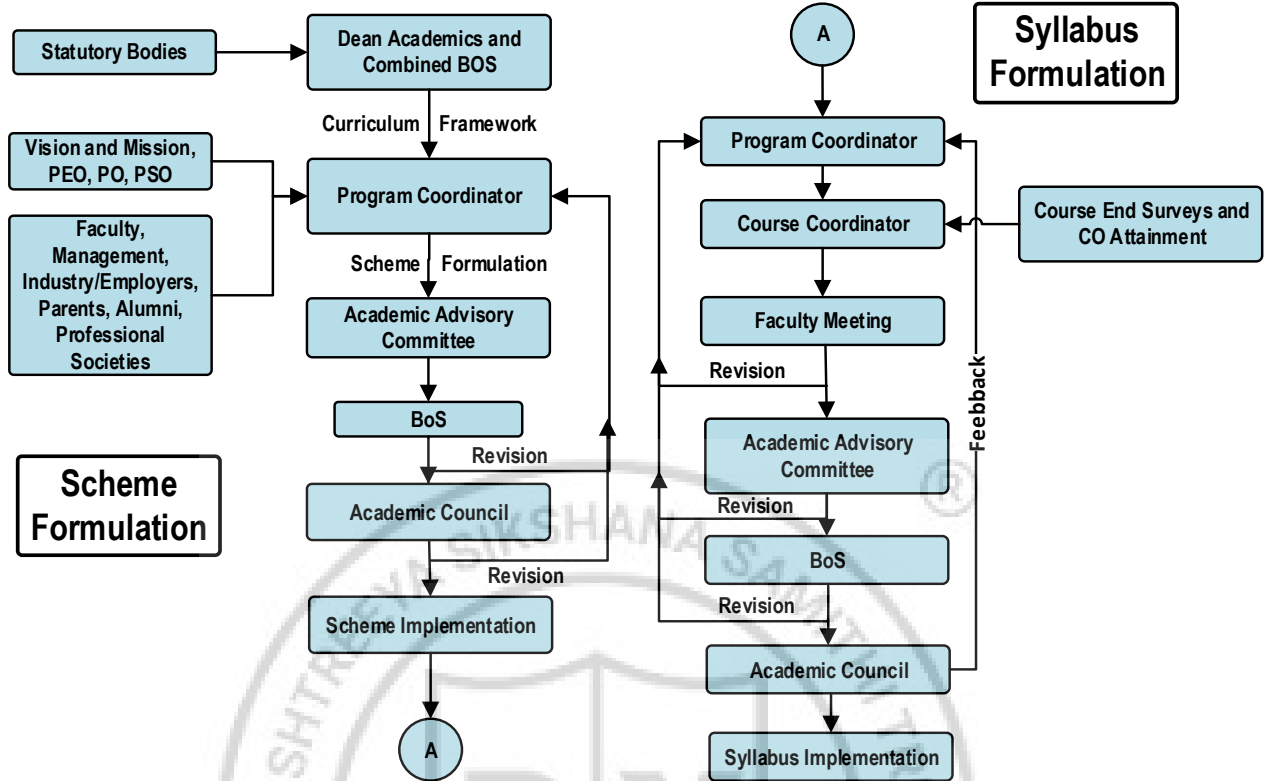
Week	Event
Beginning of 7 th Semester	Formation of group and approval by the department committee.
7 th Semester	Problem selection and literature survey
Last two weeks of 7 th Semester	Finalization of project and guide allotment
II Week of 8 th Semester	Synopsis submission and preliminary seminar
III Week	First visit of the internal guides to industry(In case of project being carried out In industry)
III to VI Week	Design and development of project methodology
VII to IX Week	Implementation of the project
X Week	Submission of draft copy of the project report
XI and XII Week	Second visit by guide to industry for demonstration. Final seminar by Department project Committee and guide for internal assessment. Finalization of CIE.



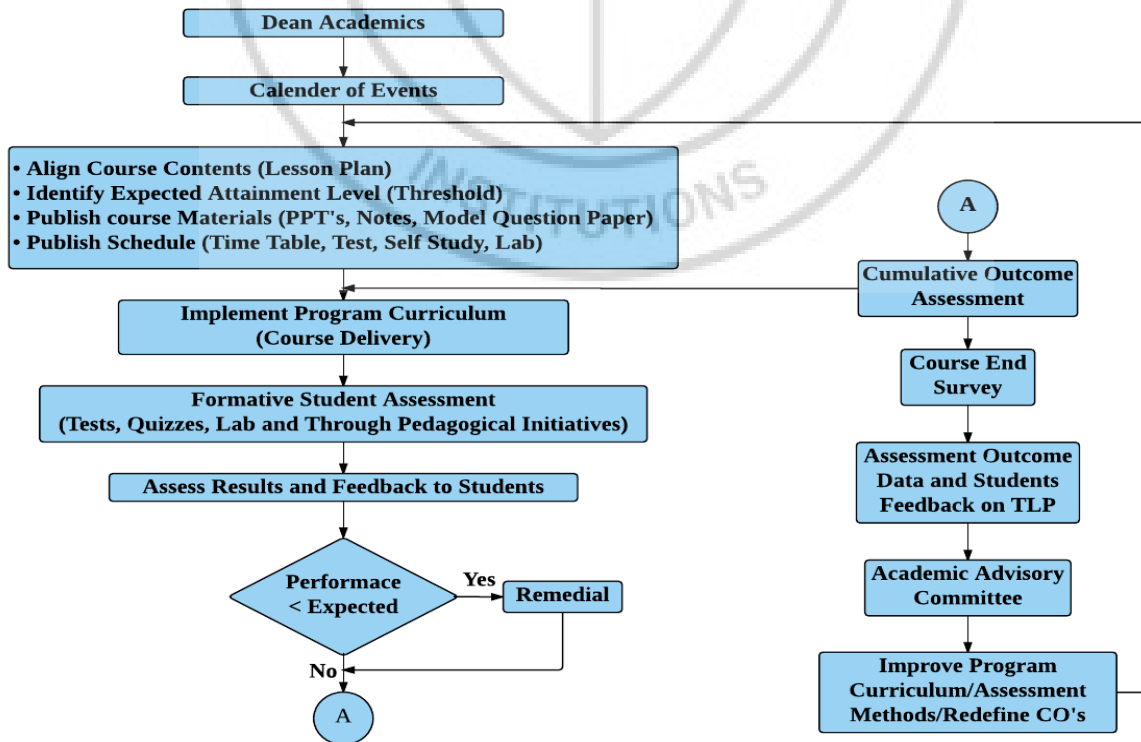
Evaluation & Scheme for CIE and SEE

Scheme of Evaluation for CIE		Scheme of Evaluation for SEE	
Particulars	%Marks	Particulars	%Marks
Project Evaluation I	10%	Project Synopsis(Initial Writeup)	10%
Project Evaluation II	25%	Project Demo/Presentation	30%
Project Evaluation III	25%	Methodology and Results Discussion	30%
Project Evaluation Phase-IV (Submission of Draft Project Report for Verification)	30%	Project Work Report	10%
Project Evaluation Phase-V (Project Final Internal Evaluation)	10%	Viva-voce	20%
Total	100	Total	100

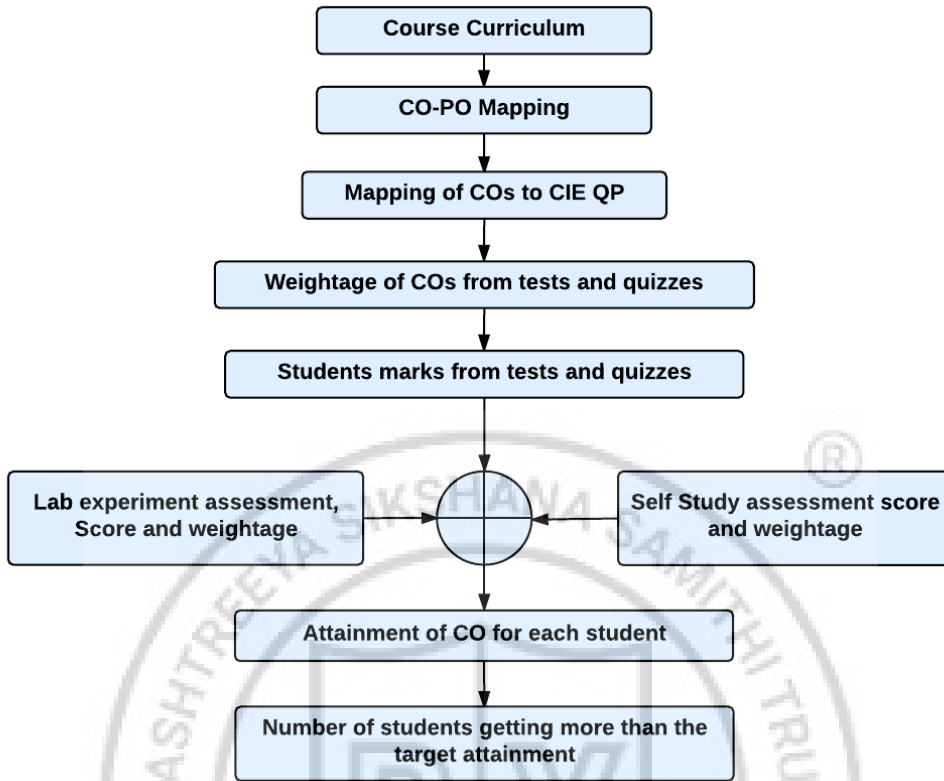
Curriculum Design Process



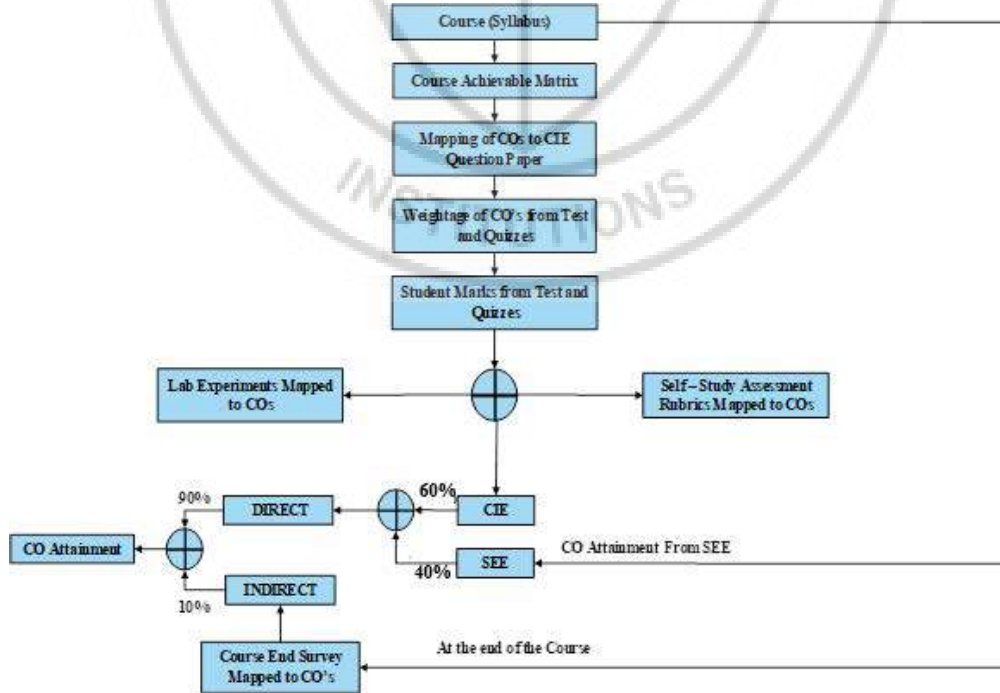
Academic Planning and Implementation



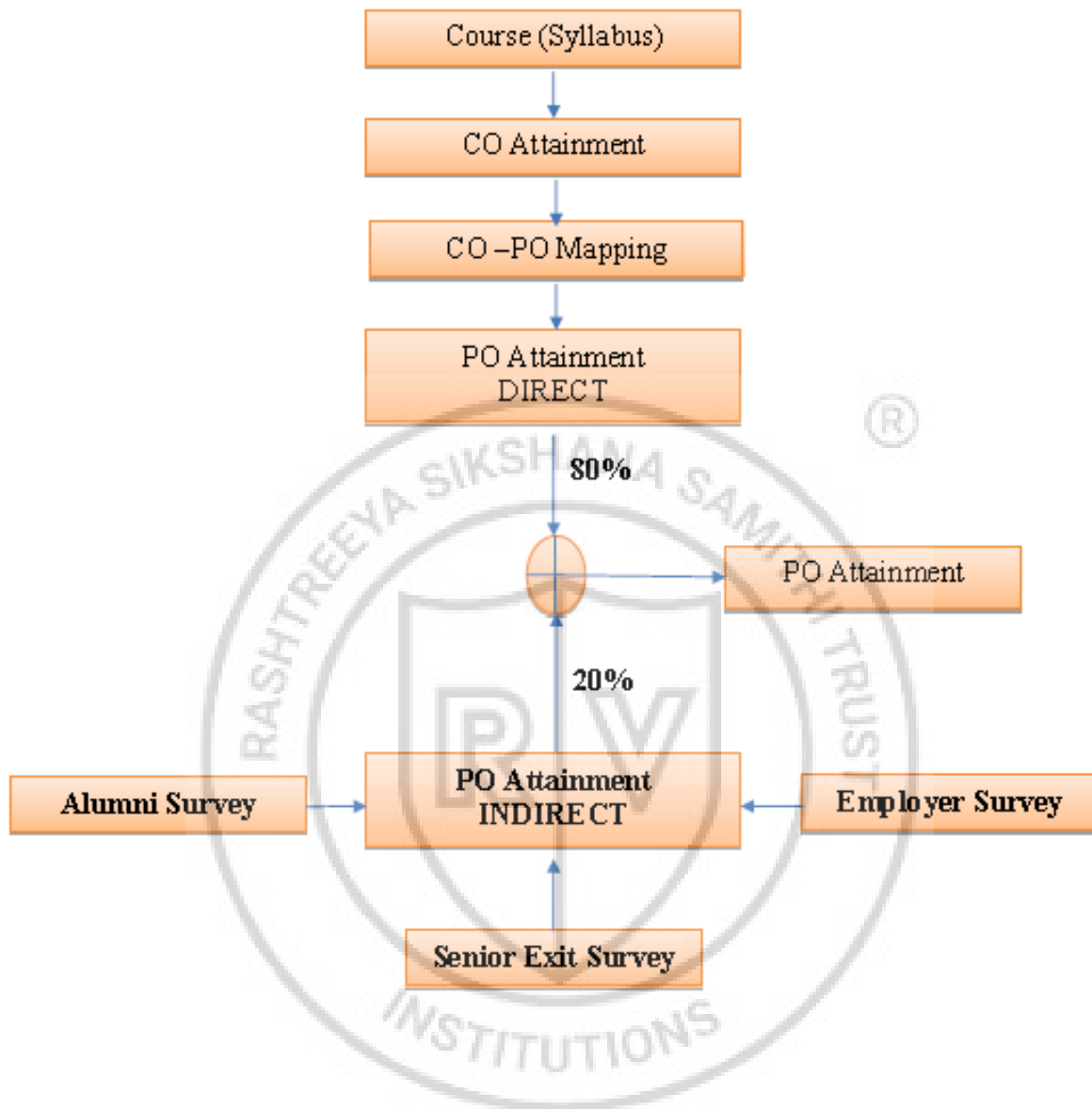
Process For Course Outcome Attainment



Final CO Attainment Process



Program Outcome Attainment Process





KNOWLEDGE & ATTITUDE PROFILE

- **WK1:** A systematic, theory-based understanding of the natural sciences applicable to the discipline and awareness of relevant social sciences.
- **WK2:** Conceptually-based mathematics, numerical analysis, data analysis, statistics and formal aspects of computer and information science to support detailed analysis and modelling applicable to the discipline.
- **WK3:** A systematic, theory-based formulation of engineering fundamentals required in the engineering discipline.
- **WK4:** Engineering specialist knowledge that provides theoretical frameworks and bodies of knowledge for the accepted practice areas in the engineering discipline; much is at the forefront of the discipline.
- **WK5:** Knowledge, including efficient resource use, environmental impacts, whole-life cost, re-use of resources, net zero carbon, and similar concepts, that supports engineering design and operations in a practice area.
- **WK6:** Knowledge of engineering practice (technology) in the practice areas in the engineering discipline.
- **WK7:** Knowledge of the role of engineering in society and identified issues in engineering practice in the discipline, such as the professional responsibility of an engineer to public safety and sustainable development.
- **WK8:** Engagement with selected knowledge in the current research literature of the discipline, awareness of the power of critical thinking and creative approaches to evaluate emerging issues.
- **WK9:** Ethics, inclusive behaviour and conduct. Knowledge of professional ethics, responsibilities, and norms of engineering practice. Awareness of the need for diversity by reason of ethnicity, gender, age, physical ability etc. with mutual understanding and respect, and of inclusive attitudes.



PROGRAM OUTCOMES (POs)

- ❖ **PO1:** Engineering Knowledge: Apply knowledge of mathematics, natural science, computing, engineering fundamentals and an engineering specialization as specified in WK1 to WK4 respectively to develop to the solution of complex engineering problems.
- ❖ **PO2:** Problem Analysis: Identify, formulate, review research literature and analyze complex engineering problems reaching substantiated conclusions with consideration for sustainable development. (WK1 to WK4)
- ❖ **PO3:** Design/Development of Solutions: Design creative solutions for complex engineering problems and design/develop systems/components/processes to meet identified needs with consideration for the public health and safety, whole-life cost, net zero carbon, culture, society and environment as required. (WK5)
- ❖ **PO4:** Conduct Investigations of Complex Problems: Conduct investigations of complex engineering problems using research-based knowledge including design of experiments, modelling, analysis & interpretation of data to provide valid conclusions. (WK8).
- ❖ **PO5:** Engineering Tool Usage: Create, select and apply appropriate techniques, resources and modern engineering & IT tools, including prediction and modelling recognizing their limitations to solve complex engineering problems. (WK2 and WK6)
- ❖ **PO6:** The Engineer and The World: Analyze and evaluate societal and environmental aspects while solving complex engineering problems for its impact on sustainability with reference to economy, health, safety, legal framework, culture and environment. (WK1, WK5, and WK7).
- ❖ **PO7:** Ethics: Apply ethical principles and commit to professional ethics, human values, diversity and inclusion; adhere to national & international laws. (WK9)
- ❖ **PO8:** Individual and Collaborative Team work: Function effectively as an individual, and as a member or leader in diverse/multi-disciplinary teams.
- ❖ **PO9:** Communication: Communicate effectively and inclusively within the community and society at large, such as being able to comprehend and write effective reports and design documentation, make effective presentations considering cultural, language, and learning differences
- ❖ **PO10:** Project Management and Finance: Apply knowledge and understanding of engineering management principles and economic decision-making and apply these to one's own work, as a member and leader in a team, and to manage projects and in multidisciplinary environments.
- ❖ **PO11:** Life-Long Learning: Recognize the need for, and have the preparation and ability for i) independent and life-long learning ii) adaptability to new and emerging technologies and iii) critical thinking in the broadest context of technological change. (WK8)

INNOVATIVE TEAMS OF RVCE

Ashwa Mobility Foundation (AMF): Designs and fabricates Formula-themed race cars and mobility solutions to address urban transportation issues.

Astra Robotics Team: Focuses on designing and building application-specific robots.

Coding Club: Helps students gain coding skills and succeed in competitions like GSoC and ACM-ICPC.

Entrepreneurship Development Cell (E-Cell): Promotes entrepreneurship through workshops, speaker sessions, and mentoring for startups.

Frequency Club Team: Works on software and hardware, emphasizing AI and Machine Learning.

Team Garuda: Develops a supermileage urban concept electric car and E-mobility products.

Team Jatayu: Builds low-cost UAVs with autonomous capabilities for various tasks.

Solar Car Team: Aims to create a solar electric vehicle for sustainable transportation.

Team Antariksh: Focuses on space technology and the development of operational rockets.

Team Chimera: Builds a Formula Electric Car through R&D in E-Mobility.

Helios Racing Team: Designs and tests All-Terrain Vehicles, participating in SAE's BAJA competitions.

Team Hydra: Develops autonomous underwater vehicles for tasks like water purification.

Team Krushi: Creates low-cost farming equipment to assist farmers in cultivation and harvesting.

Team Vyoma: Designs and tests radio-controlled aircraft and UAVs.

Team Dhruva: Engages in astronomy-related activities and collaborates on projects with organizations like ICTS and IIA.

Ham Club: Promotes Amateur Radio and explores technical innovations in communications, especially for disaster response.

Cultural Activity Teams

1. AALAP (Music club)
2. DEBSOC (Debating society)
3. CARV (Dramatics club)
4. FOOTPRINTS (Dance club)
5. QUIZCORP (Quizzing society)
6. ROTARACT (Social welfare club)
7. RAAG (Youth club)
8. EVOKE (Fashion team)
9. f/6.3 (Photography club)
10. CARV ACCESS (Film-making)



NSS of RVCE



NCC of RVCE



VISION

Leadership in Quality Technical Education, Interdisciplinary Research & Innovation, with a Focus on Sustainable and Inclusive Technology



MISSION

- To deliver outcome based Quality education, emphasizing on experiential learning with the state of the art infrastructure.
- To create a conducive environment for interdisciplinary research and innovation.
- To develop professionals through holistic education focusing on individual growth, discipline, integrity, ethics and social sensitivity.
- To nurture industry-institution collaboration leading to competency enhancement and entrepreneurship.
- To focus on technologies that are sustainable and inclusive, benefiting all sections of the society.



QUALITY POLICY

Achieving Excellence in Technical Education, Research and Consulting through an Outcome Based Curriculum focusing on Continuous Improvement and Innovation by Benchmarking against the global Best Practices.



CORE VALUES

Professionalism, Commitment, Integrity, Team Work, Innovation



RV College of
Engineering®

Mysore Road, RV Vidyaniketan Post,
Bengaluru - 560059, Karnataka, India | +91-80-68188110 | www.rvce.edu.in



Scan Here

Go, change the world®